

# **4th International Conference on Operational Research (InteriOR 2017)**

IOP Conference Series: Materials Science and Engineering  
Volume 300

Medan, Indonesia  
21 - 23 August 2017

**Editor:**

**Herman Mawengkang**

ISBN: 978-1-5108-5885-5  
ISSN: 1757-8981

**Printed from e-media with permission by:**

Curran Associates, Inc.  
57 Morehouse Lane  
Red Hook, NY 12571



**Some format issues inherent in the e-media version may also appear in this print version.**

Copyright© (2017) by the Institute of Physics  
All rights reserved. The material featured in this book is subject to  
IOP copyright protection, unless otherwise indicated.

Printed by Curran Associates, Inc. (2018)

For permission requests, please contact the Institute of Physics  
at the address below.

Institute of Physics  
Dirac House, Temple Back  
Bristol BS1 6BE UK

Phone: 44 1 17 929 7481  
Fax: 44 1 17 920 0979

[techtracking@iop.org](mailto:techtracking@iop.org)

**Additional copies of this publication are available from:**

Curran Associates, Inc.  
57 Morehouse Lane  
Red Hook, NY 12571 USA  
Phone: 845-758-0400  
Fax: 845-758-2633  
Email: [curran@proceedings.com](mailto:curran@proceedings.com)  
Web: [www.proceedings.com](http://www.proceedings.com)

# Table of contents

## Volume 300

4th International Conference on Operational Research (InteriOR) 21–23 August  
2017, Medan, Indonesia

Accepted papers received: 10 January 2018  
Published online: 15 February 2018

### Preface

[4th International Conference on Operational Research \(InteriOR\)](#)

[4th International Conference on Operational Research \(InteriOR\)](#)

[4th International Conference on Operational Research \(InteriOR\)](#)

[Peer review statement](#)

### Papers

#### OR

[Portfolio optimization by using linear programming models based on genetic algorithm](#)

Sukono, Y. Hidayat, E. Lesmana, A. S. Putra, H. Napitupulu and S. Supian.....1

[Solving Quadratic Assignment Problem with Fixed Assignment \(QAPFA\) using Branch and Bound Approach](#)

Sharifah Shuthairah Syed-Abdullah, Syariza Abdul-Rahman, Aida Mauziah Benjamin,  
Antoni Wibowo and Ku-Ruhana Ku-Mahamud.....10

[Integer programming of cement distribution by train](#)

Indarsih.....19

[Combinatorial Optimization in Project Selection Using Genetic Algorithm](#)

Sari Dewi and Sawaluddin.....127

[Implementation of pattern generation algorithm in forming Gilmore and Gomory model for two dimensional cutting stock problem](#)

Sisca Octarina, Mutia Radiana and Putra B J Bangun.....132

[An Improved Search Approach for Solving Non-Convex Mixed-Integer Non Linear Programming Problems](#)

Joni Wilson Sitopu, Herman Mawengkang and Riri Syafitri Lubis.....139

[An Integer Programming Model For Solving Heterogeneous Vehicle Routing Problem With Hard Time Window considering Service Choice](#)

Enny Susilawati, Herman Mawengkang and Syahril Efendi.....150

[Discrete Optimization Model for Vehicle Routing Problem with Scheduling Side Cosntraints](#)

Dedy Juliandri, Herman Mawengkang and F. Bu'ulolo.....156

[Model Evaluation To Measuring Efficiencies of ICT Development In Indonesia Region Using DEA](#)

Syahril Efendi, M. Fadly Syahputra and M. Anggia Muchtar.....164

[An Integer Programming Model for Multi-Echelon Supply Chain Decision Problem Considering Inventories](#)

Amin Harahap, Herman Mawengkang, Siswadi and Syahril Effendi.....173

PAPER • OPEN ACCESS

## Implementation of pattern generation algorithm in forming Gilmore and Gomory model for two dimensional cutting stock problem

To cite this article: Sisca Octarina *et al* 2018 *IOP Conf. Ser.: Mater. Sci. Eng.* **300** 012021

View the [article online](#) for updates and enhancements.

### Related content

- [Research council board](#)
- [Boosting Learning Algorithm for Stock Price Forecasting](#)  
Chengzhang Wang and Xiaoming Bai
- [Combinatorial Algorithms for Portfolio Optimization Problems – Case of Risk Moderate Investor](#)  
A Juarna

# Implementation of pattern generation algorithm in forming Gilmore and Gomory model for two dimensional cutting stock problem

**Sisca Octarina, Mutia Radiana, Putra B J Bangun**

Department of Mathematics, Faculty of Mathematics and Natural Sciences,  
Sriwijaya University

e-mail address: s.octarina@gmail.com

**Abstract.** Two dimensional cutting stock problem (CSP) is a problem in determining the cutting pattern from a set of stock with standard length and width to fulfill the demand of items. Cutting patterns were determined in order to minimize the usage of stock. This research implemented pattern generation algorithm to formulate Gilmore and Gomory model of two dimensional CSP. The constraints of Gilmore and Gomory model was performed to assure the strips which cut in the first stage will be used in the second stage. Branch and Cut method was used to obtain the optimal solution. Based on the results, it found many patterns combination, if the optimal cutting patterns which correspond to the first stage were combined with the second stage.

## 1. Introduction

The printing industry is trying to increase production on a large scale by managing the use of raw materials (stock). The planning aims to determine the minimum amount of raw materials used to fulfill the demand of items. One way that can be done to minimize the use of raw materials is to determine the proper cutting, or in the field of Optimization known as Cutting Stock Problem (CSP).

There are many types of CSP, one-dimensional CSP, two-dimensional CSP, and three-dimensional CSP. Dimension size is determined by the side of the remaining cuts (trim loss). The CSP faced by the paper industry in this study was a two dimensional CSP, which in the stock cutting process focused on the long and wide sides.

Previous research on CSP has been widely practiced. Column generation technique (CGT) can be used in the completion of two-dimensional CSP with guillotine-cutting type and fixed orientation, integer solutions obtained by rounding down on the optimal solution [10]. The completion of two-dimensional 2-stage CSP using the Branch and Price and Gomory Cutting Plane methods has also been done previously [2] by adding Gomory Cutting Plane to linear programming relaxation. Then Mrad [9] has used the Branch and Price method to solve two-dimensional CSP models of type guillotine.

The effective cutting methods can be done by cutting paper from one side to the other side of the line or commonly called guillotine cutting [4-6]. Then Mellouli and Damak [8] implemented an algorithm for determining the cutting pattern called pattern generation (PG) algorithm [12] on multiple two-dimensional CSP using CGT. The application of PG algorithm in arc-flow model can facilitate the



search of cutting patterns [1] in one dimensional CSP. For two-dimensional CSP, Octarina et al. [11] created an application for finding the cutting pattern based on the Modified Branch and Bound Algorithm.

Based on this background, this research used PG algorithm in forming Gilmore and Gomory model on two dimensional CSP. The model is extended from the CGT approach proposed by Gilmore and Gomory on a one dimensional CSP. The Gilmore and Gomory model is used to complete two-dimensional CSP on type guillotine and the optimal solution obtained by Branch and Cut method.

## 2. Research method

Steps conducted in this research are as follows.

1. Determine the data include products name, length and width, and also the demand.
2. Group the data that will be implemented on the PG algorithm in decreasing order.
3. Implement the PG algorithm on two-dimensional CSP to obtain the first cutting pattern and the second cutting pattern.
4. Create a searching tree by using the PG algorithm.
5. Form the cutting pattern table along with cut loss which is depicted from the search tree sequentially by branch.
6. Implement the first and second stage cutting patterns into Gilmore and Gomory models by:
  - a. Defines the variables used.
  - b. Determine the objective function that produces the minimum stock quantity to meet the demand of each item.
  - c. Determine the constraints that ensure strip produced in the first stage is the strips used in the second stage, and will be cut into the requested items. Next define the constraints that ensure all requests item are met.
7. Find the Gilmore and Gomory model solution using the Branch and Cut method and use the LINDO 6.1 program in completing the relaxation LP model.
8. Conclude and obtain the optimal solution.

## 3. Pattern Generation Algorithm

Let the stock with standard width  $w'_k$  and length  $l'_k$ , ( $k = 1, 2, \dots, h$ ) will be cut to  $n$  items with the width  $w_i$  and length  $l_i$  ( $i = 1, 2, \dots, n$ ). The model of Cutting Stock Problem can be seen in (1).

$$\text{Minimize } z = \sum_{k=1}^h \sum_{j=1}^{m_k} c_{jk} x_{jk} + \sum_{i=1}^n w_i s_i \quad (1)$$

Subject to:

$$\sum_{k=1}^h \sum_{j=1}^{m_k} a_{ijk} x_{jk} - s_i = l_i \quad \text{for all } i, \quad (2)$$

$$x_{jk}, c_{jk}, s_i, a_{ijk} \geq 0 \quad \text{for all } i, j, k, \quad (3)$$

whereas

$a_{ijk}$  is the number of item with width  $w_i$  which cut according to  $j^{th}$  cutting pattern from  $k^{th}$  stock ( $i = 1, 2, \dots, n; j = 1, 2, \dots, m; k = 1, 2, \dots, h$ ).

$x_{jk}$  is the length of  $k^{th}$  stock which cut according to  $j^{th}$  cutting pattern.

$c_{jk}$  is the trim loss from  $k^{th}$  stock which cut according to  $j^{th}$  cutting pattern.

$s_i$  is the remaining length which will produce item with width  $w_i$ .

A search tree is used to generate the feasible cutting patterns. The level of the tree represents the required width, which is arranged in decreasing order, the largest size is in the first level while the smallest size is placed at the last level of the tree. The initial vertex from first level is the standard width  $w'_k$  which use to generate the cutting pattern.

The branch from  $i^{th}$  level of search tree is the multiplication of the number of item and width  $w_i$  which represent the number of width item from  $k^{th}$  stock to meet  $w_i$  width. Vertex from  $2^{nd}$  level to  $n^{th}$  is the remaining width after fulfil the certain cutting pattern from the last  $i - 1$  branch. The last vertex from search tree is the trim loss from different cutting pattern. Search tree was built from up to down and left to right.

The steps for Pattern Generation (PG) algorithms are as follows:

1. Set the width size  $w_i (i = 1, 2, \dots, n)$  in decreasing order.

2. Use  $a_{ilk} = \left\lfloor \frac{w'_k - \sum_{z=1}^{i-1} a_{zlk} w_z}{w_i} \right\rfloor$  to fill the first column ( $j = 1$ ) in matrix.

3. Use  $c_{jk} = w'_k - \sum_{i=1}^n a_{ijk} w_i$  to find the trim loss from each cutting pattern.

4. Set the level index (row index)  $i$  to  $n - 1$ .

5. Check the vertex in  $i^{th}$  level, e.g. vertex  $(i, j)$ . If the vertex has the value equals to zero

( $a_{ijk} = 0$ ), go to Step 7. If not, generate the new column  $j = j + 1$  with the following elements:

- a.  $a_{zjk} = a_{z(j-1)k}$  ( $z = 1, 2, \dots, i - 1$ ) are elements to fill the vertex which precedes vertex  $(i, j)$ .
- b.  $a_{ijk} = a_{i(j-1)k} - 1$  are elements to fill vertex  $(i, j)$ .
- c. Fill the remaining vertex from  $j$  column. For example,  $a_{(i+1)jk}, a_{(i+2)jk}, \dots, a_{njk}$  using

$$a_{ijk} = \left\lfloor \frac{w'_k - \sum_{z=1}^{i-1} a_{zjk} w_z}{w_i} \right\rfloor$$

6. Use  $c_{jk} = w'_k - \sum_{i=1}^n a_{ijk} w_i$  to find cut loss from the  $j^{th}$  cutting pattern. Go back to Step 4.

7. Set  $i = i - 1$ . If  $i > 0$ , repeat Step 5. Otherwise stop the iteration.

#### 4. Result and Analysis

This section discusses the two dimensional CSP by using the same data from [11]. The name, size and number of each product can be seen in Table 1. The stock has the length and width with the size is 1,090 mm and 970 mm respectively.

**Table 1.** Products size and demand

No	Product Name (Item)	Length (mm)	Width (mm)	Number of order (pieces)
1	Invitation	325	225	300
2	Business Card	90	60	1,000
3	Pamphlets	210	150	3,000
4	Yasin/Book	230	160	500

PG algorithm was applied to find the cutting patterns. The cutting patterns corresponding to the width and length can be seen in Table 2 and 3 respectively.

Then all the cutting patterns are formed to Gilmore and Gomory model that can be seen in (4).

$$\text{Minimize } z = \lambda_1^0 + \lambda_2^0 + \lambda_3^0 + \lambda_4^0 + \lambda_5^0 + \lambda_6^0 + \lambda_7^0$$

with constraints:

$$\lambda_2^0 + 2\lambda_3^0 + 7\lambda_5^0 + 5\lambda_6^0 + 12\lambda_7^0 - \lambda_1^1 = 0$$

$$\lambda_1^0 + \lambda_2^0 + \lambda_3^0 + 3\lambda_4^0 + 3\lambda_6^0 - \lambda_1^2 - \lambda_2^2 - \lambda_3^2 = 0$$

$$\lambda_1^0 + 2\lambda_2^0 + 3\lambda_3^0 + 2\lambda_4^0 + 2\lambda_5^0 - \lambda_1^3 - \lambda_2^3 - \lambda_3^3 - \lambda_4^3 - \lambda_5^3 - \lambda_6^3 - \lambda_7^3 = 0$$

$$2\lambda_1^0 + \lambda_2^0 - \lambda_1^4 - \lambda_2^4 - \lambda_3^4 - \lambda_4^4 - \lambda_5^4 - \lambda_6^4 - \lambda_7^4 = 0$$

(4)



$$16\lambda_1^1 + 11\lambda_1^2 + 6\lambda_2^2 + \lambda_3^2 + 11\lambda_1^3 + 6\lambda_2^3 + \lambda_3^3 + 8\lambda_4^3 + 3\lambda_5^3 + 3\lambda_6^3 + 7\lambda_1^4 + 2\lambda_2^4 + 6\lambda_3^4 + \lambda_4^4 + 6\lambda_5^4 + \lambda_6^4 + \lambda_7^4 \geq 1.000$$

$$2\lambda_1^2 + 4\lambda_2^2 + 6\lambda_3^2 + \lambda_1^3 + 3\lambda_2^3 + 5\lambda_3^3 + 2\lambda_5^3 + \lambda_6^3 + 2\lambda_2^4 + \lambda_3^4 + 3\lambda_4^4 + 2\lambda_6^4 \geq 3.000$$

$$\lambda_1^3 + \lambda_2^3 + \lambda_3^3 + 3\lambda_4^3 + 3\lambda_5^3 + 4\lambda_6^3 + 6\lambda_7^3 + 2\lambda_1^4 + 2\lambda_2^4 + \lambda_5^4 + \lambda_6^4 \geq 500$$

$$\lambda_1^4 + \lambda_2^4 + 2\lambda_3^4 + 2\lambda_4^4 + 2\lambda_5^4 + 2\lambda_6^4 + 4\lambda_7^4 \geq 300$$

$$\bar{\lambda} \geq 0 \text{ and integer}$$

$$\text{with } \bar{\lambda} = (\lambda_1^0, \dots, \lambda_j^0, \lambda_1^1, \dots, \lambda_j^1, \lambda_1^2, \dots, \lambda_j^2, \dots, \lambda_1^{m'}, \dots, \lambda_j^{m'})^T$$

**Table 2.** Cutting patterns corresponding to the width

The $j^{\text{th}}$ pattern	Number of items				Cut Loss (mm)
	225 mm	160 mm	150 mm	60 mm	
1	4	0	0	1	10
2	2	1	2	1	0
3	2	1	0	6	0
4	2	0	3	1	10
5	2	0	1	6	10
6	1	2	2	2	5
7	1	2	0	7	5
8	0	6	0	0	10
9	0	4	1	3	0
10	0	3	2	3	10
11	0	3	0	8	10
12	0	1	5	1	0
13	0	1	3	6	0
14	0	1	1	11	0
15	0	0	6	1	10
16	0	0	4	6	10
17	0	0	2	11	10
18	0	0	0	16	10

**Table 3.** Cutting patterns corresponding to the length

The $j^{\text{th}}$ pattern	Number of items				Cut Loss (mm)
	325 mm	230 mm	210 mm	90 mm	
1	2	1	1	0	0
2	1	2	1	1	5
3	0	3	1	2	10
4	0	2	3	0	0
5	0	2	0	7	0
6	0	0	3	5	10
7	0	0	0	12	10

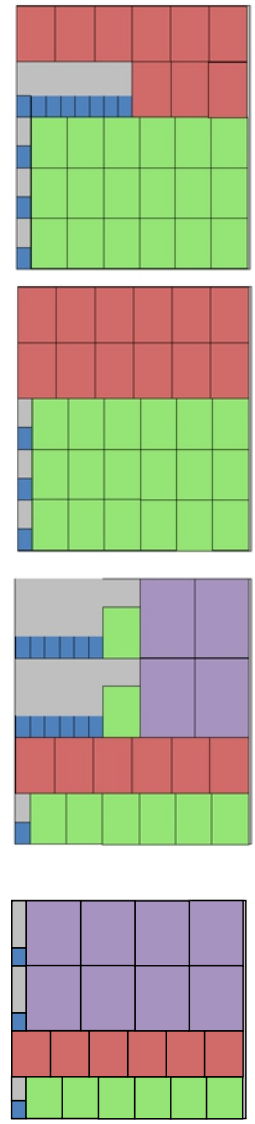
Next the model in (4) can be rewritten in Table 4. Optimal solution of Gilmore and Gomory model showed the value of  $z = 142$  with  $\lambda_1^0 = 38$ ,  $\lambda_4^0 = 99$ ,  $\lambda_6^0 = 5$ ,  $\lambda_1^1 = 25$ ,  $\lambda_2^1 = 3$ ,  $\lambda_3^1 = 347$ ,  $\lambda_3^3 = 182$ ,  $\lambda_4^3 = 1$ ,  $\lambda_7^3 = 53$ ,  $\lambda_3^4 = 2$ , and  $\lambda_7^4 = 74$ . It means the 1<sup>st</sup>, 4<sup>th</sup>, and 6<sup>th</sup> cutting patterns can be used in the first stage, whereas the cutting patterns that can be used in the second stage are as follows.

1. The 1<sup>st</sup> cutting pattern will be used in the strip with length of 90 mm.
2. The 1<sup>st</sup> and 3<sup>rd</sup> cutting patterns will be used in the strip with length of 210 mm.
3. The 3<sup>rd</sup>, 4<sup>th</sup>, and 7<sup>th</sup> cutting patterns will be used in the strip with length of 230 mm, and
4. The 3<sup>rd</sup> and 7<sup>th</sup> cutting patterns will be used in the strip with length of 325 mm.

**Table 4.** Gilmore and Gomory Model

$(i, w_i)$	$\lambda_0^0$	$\lambda_3^0$	$\lambda_4^0$	$\lambda_5^0$	$\lambda_6^0$	$\lambda_7^0$	$\lambda_1^1$	$\lambda_2^1$	$\lambda_3^1$	$\lambda_3^2$	$\lambda_3^3$	$\lambda_3^4$	$\lambda_3^5$	$\lambda_3^6$	$\lambda_3^7$	$\lambda_1^4$	$\lambda_2^4$	$\lambda_3^4$	$\lambda_4^4$	$\lambda_5^4$	$\lambda_6^4$	$\lambda_7^4$	
(90, 60)	0	1	2	0	7	5	12	-1															
(210, 150)	1	1	1	3	0	3	0																
(230, 160)	1	2	3	2	2	0	0																
(325, 225)	2	1	0	0	0	0	0																
(90, 60)							16	11	6	1	11	6	1	8	3	3	0	7	2	6	1	6	1
(210, 150)							0	2	4	6	1	3	5	0	2	1	0	0	2	1	3	0	2
(230, 160)							0	0	0	0	1	1	1	3	3	4	6	2	2	0	0	1	1
(325, 225)							0	0	0	0	0	0	0	0	0	0	0	1	1	2	2	2	2
Objective function	1	1	1	1	1	1	1																

= 0  
 = 0  
 = 0  
 = 0  
 $\geq 1,000$   
 $\geq 3,000$   
 $\geq 500$   
 $\geq 300$

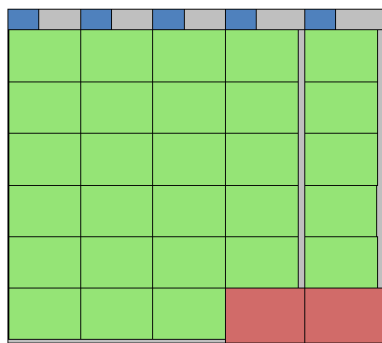


**Figure 1.** First Combination **Figure 2.** Second Combination **Figure 3.** Third Combination **Figure 4.** Fourth Combination


Based on the implementation of pattern generation algorithm on cutting pattern determination, it found 57 cutting patterns corresponding to the width and 34 cutting patterns corresponding to the length. The cutting pattern chosen is the pattern that has the minimum cut loss and at the same time can meet the availability of items ordered, so the selected pattern is a pattern with a cut loss of no more than 10 millimeters as many as 18 cutting patterns corresponding to the width and 7 cutting patterns according to the length.

The selected cutting patterns, formed into the Gilmore and Gomory model and completed using Branch and Cut method and LINDO 6.1 program. The addition of Gomory restrictions in this study did not adequately affect the solution obtained due to the large number of variables. The number of items resulting from stock cuts are 142 sheets based on the optimal cutting pattern. The optimal solution obtained is substituted into Gilmore and Gomory model constraints, resulting in 1,056 sheets of business cards, 3,000 pamphlets, 503 pieces of Yasin / books, and 300 pieces of invitations. Each item produced is not less than the request, the resulting excess amount can be used for the next order.

The optimal solution from the first and second stage can be combined to the new cutting patterns, as shown in Figures 1-7.



**Figure 5.** Fifth Combination

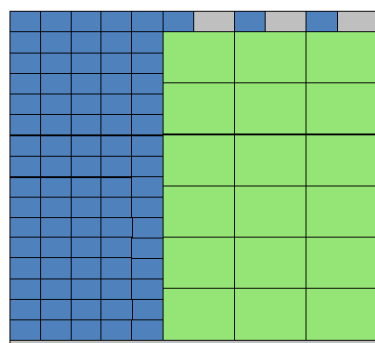
Note:  means trim loss



means business card



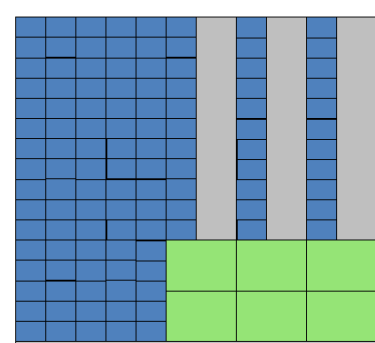
means Yasin/books



**Figure 6.** Sixth Combination



means pamphlets



**Figure 7.** Seventh Combination



means invitations

Figures 1-7, shows that there are 7 combinations of cutting patterns that can be used. Trim loss from each cutting patterns can be used again to produce the other items that fixed the size.

## 5. Conclusion

From the result, it can be concluded that implementation of PG algorithm helps the searching of cutting patterns become easier. Then, the patterns can be modelled as Gilmore and Gomory model whereas the objective function is to minimize the number of cutting stock and the constraints assure that the strips from first stage can be reused in the second stage in order to meet all the demands.

## Acknowledgement

The research leading to this study was financially supported by Directorate of Higher Education Indonesia (DIKTI) for support through “Penelitian Produk Terapan”, 2017.

## References

- [1] Bangun P B J, Octarina S, and Apriani R 2016 Penyelesaian algoritma *pattern generation* dengan model *arc-flow* pada *cutting stock problem* (CSP) satu dimensi *Proceeding Annual Research Seminar* Fakultas Ilmu Komputer Universitas Sriwijaya
- [2] Belov G and Scheithauer G 2004 A branch and cut and price algorithm for one dimensional stock cutting and two dimensional two stage cutting *European Journal of Operational Research* **171**(1) 85-106
- [3] Chen D S, Batson R G, and Dang Y 2010 *Applied Integer Programming Modeling and Solution* (New Jersey: John Wiley & Sons)
- [4] Gilmore P and Gomory R 1961 A linear programming approach to the cutting stock problem *Operations Research* **9**(6) 849 - 859
- [5] Gilmore P and Gomory R 1963 A linear programming approach to the cutting stock problem II *Operations Research* **11**(6) 863 - 888

- [6] Gilmore P and Gomory R 1965 Multistage cutting stock problems of two and more dimension *Operations Research* **13**(1): 94 – 120
- [7] Macedo R A S G 2011 Models and algorithms for hard optimization problems *Thesis* Universidade do Minho Braga
- [8] Mellouli A and Dammak A 2008 An algorithm for the two dimensional cutting stock problem based on a pattern generation procedure *Information and Management Science* **19**(2): 201 – 218
- [9] Mrad M, Meftahi I, and Haouari M 2012 A branch-and-price algorithm for the two stage guillotine cutting stock problem *Journal of the Operational Research Society*, 1-9
- [10] Novianingsih K, Hadiani R, and Uttunggadewa S 2007 Column generation technique for solving two dimensional cutting stock problems: method of stripe approach *Journal of The Indonesian Mathematical Society (MIHMI)* **13**(2), 161-172
- [11] Octarina S, Bangun P B J, and Hutapea S 2016 The application to find cutting pattern in two dimensional cutting stock problem *Accepted and to be published in Journal of Informatics and Mathematical Science*
- [12] Suliman S M A 2001 Pattern generating procedure for the cutting stock problem *International Journal of Production Economics*, **74** : 293-301



# CERTIFICATE



This certificate is awarded to

**Sisca Octarina**

---

for his/her contribution as

**Presenter**

at The 4th International Conference on Operational Research (interIOR) 2017

**“Better Living with Operations Research”**

**Organized by**

Department of Mathematics  
Faculty of Mathematics and Natural Sciences  
University of Sumatera Utara, Indonesia

Medan, 21 - 23 August 2017

  
**Prof. Dr. Saib Suwilo**  
Chairman interIOR 2017

