




## Journal of Advanced Research in Fluid Mechanics and Thermal Sciences

Journal homepage:  
[https://semarakilmu.com.my/journals/index.php/fluid\\_mechanics\\_thermal\\_sciences/index](https://semarakilmu.com.my/journals/index.php/fluid_mechanics_thermal_sciences/index)  
ISSN: 2289-7879



# The Chimney Heat Potential to be Converted into Electrical Energy with Thermoelectric Generator: Dimensionless Analysis

Irwin Bizzy<sup>1,\*</sup>, Agung Mataram<sup>1</sup>, Hari Firmansyah<sup>1</sup>, Muhammad Zahir<sup>1</sup>, Fadhil Fuad Rachman<sup>2</sup>

<sup>1</sup> Department Mechanical Engineering, Faculty of Engineering, Universitas Sriwijaya, Indralaya, Ogan Ilir 30662, Sumatera Selatan, Indonesia

<sup>2</sup> Department of Industry Engineering, Faculty of Engineering, Universitas Muhammadiyah Palembang, 13 Ulu Palembang 30263, Sumatera Selatan, Indonesia

### ARTICLE INFO

#### Article history:

Received 22 November 2022

Received in revised form 15 March 2023

Accepted 26 March 2023

Available online 16 April 2023

#### Keywords:

Chimney; dimensional analysis;  
Thermoelectric Generator; Heat  
Recovery Steam Generator

### ABSTRACT

The gas-steam power plant combines a gas power plant and a steam power plant, where Heat Recovery Steam Generator (HRSG) is a unit for generating steam. The waste heat from this system is channelled to the chimney with a Thermoelectric Generator (TEG) module to generate electrical energy. TEG uses the waste heat from the thermal conduction process from the chimney wall, where the height, diameter, and velocity variables are considered for analysis. To optimize this analysis, we used dimensional analysis to get a laboratory-scale system, and the method used the matrix dimensionless of the balance energy equation. As a result of the investigation, the calculation of chimney heat potential is obtained; the condition temperature will increase when velocity increases and the value of diameter and height decrease, then there is have an error about 14% from laboratory-scale design of chimney.

## 1. Introduction

There is an energy crisis in several countries, it will seriously impact daily life and economic activity. Therefore, many countries are changing their energy policies in a way that does not depend on fossil energy sources and starting to utilize the available renewable energy such as bioenergy, wind energy, solar energy, and others [1-4]. Indonesia has much renewable energy sources (RES), where PV energy is more potential as an electrical power source, and the residual energy is mostly neglected [5].

Residual energy utilization is a solution to increase the efficiency of the energy source, and a Gas-Steam Power Plant (GSPP) produces hot steam that produces waste thermal energy from the chimney's wall of the HRSG (Heat Recovery Steam Generator). Thermoelectric Generator (TEG) module is a proper solution to overcome the residual heat of the HRSG process on the chimney's wall, and this heat can be converted into electricity.

\* Corresponding author.

E-mail address: [irwin@unsri.ac.id](mailto:irwin@unsri.ac.id)

<https://doi.org/10.37934/arfmts.105.1.122130>

Other researchers applied TEG to the waste heat dissipation, presenting 60-65% wasted in automotive engines [6]. TEG is mounted on exhaust surfaces and the results show an increase in thermal efficiency but non-uniform temperature across the TEG module, which affects the performance of the TEG module [7]. The same research has been carried out by researchers regarding the applications of this TEG module by utilizing the waste heat from the engine block [8]. Almost all TEG research is applied to the small components to facilitate the installation process, collect data on power output or efficiency, and determine cooling methods [9-11]. An unknown scaling method in heat exchanger chimney studies by utilizing waste heat using TEG modules was carried out [12,13].

Incorrect scaling will affect the actual experiment size results, there are some researchers have used modeling and numerical study using the Pi-Buckingham theorem for scaling, such as modeling the heat load for an air-conditioned room, or investigation the effect of surface roughness on wet steam flow [14,15]. This study is a preliminary research of waste heat utilization on the HRSG chimney wall, which focus on the mathematical modelling of laboratory-scale with dimensionless analysis using Pi-Buckingham theorem to determine the heat output, efficiency and cooling methods on TEG installation.

## 2. Method and Dimensional Analysis

The research method is descriptive analysis, starting with a survey of the field on the industrial power plant GSPP, then continuing for analyzing dimensions with laboratory-scale test equipment. Buckingham's pi theory is the basis of dimensional analysis, the dimensions are expressed in these dimensions. The basic dimension is length (L), and the area is symbolized as (L<sup>2</sup>). The second basic dimension is time as (T), and the magnitude of speed is symbolized by (LT<sup>-1</sup>). The third basic dimension of mass is (M), the density is symbolized by (ML<sup>-3</sup>), mass flow is symbolized by (MT<sup>-1</sup>), and temperature is (θ) [16,17].

According to the system schematic shown in Figure 1, we assume the dimensionless analysis used the energy balance equation, as shown in Eq. (1) below.

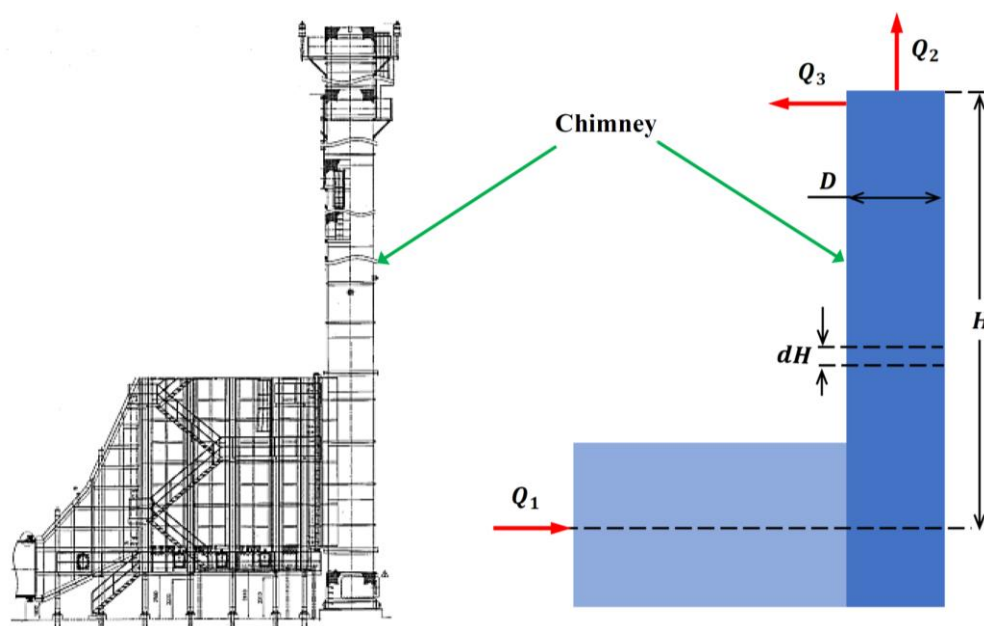


Fig. 1. Dimensionless analysis schematic of the steam chimney

$$Q_1 = Q_2 + Q_3 \tag{1}$$

The value  $Q_1$  is the input heat that enters the plant chimney from the residual heat source of the HRSG. The value  $Q_2$  is the heat out of the chimney and  $Q_3$  the residual heat in the wall.  $H$  is denoted as the height of the chimney and  $D$  is the diameter of the chimney [18,19].

$$Q_1 = \dot{m}_2 \cdot c_p \cdot T_{out} - k \cdot A \cdot \frac{\Delta T}{\Delta x} \quad (2)$$

$$Q_1 = \dot{m}_2 \cdot c_p \cdot T_{out} - k \cdot (\pi DH) \cdot \frac{(T_s - T_a)}{\Delta x} \quad (3)$$

where  $T_s$  is the wall temperature of the system,  $T_a$  is the ambient temperature, and  $T_{out}$  is the outside temperature of the system.

$$T_s = T_{out} \quad (4)$$

We assumed the value of  $T_s$  is equal to  $T_s = T_{out}$ , where the value of the  $dH = H$  at the chimney's peak.

$$Q_1 = Q_2 - k \cdot (\pi DH) \cdot \frac{(\Delta T)}{\Delta x} \quad (5)$$

The list variables of the dimensionless equation

$$Q_1, Q_2, k, D, H, \Delta T, \Delta x \quad (6)$$

where

$$Q_1 = \dot{m}_1 \cdot c_p \cdot T_{in} \quad (7)$$

$$Q_2 = \dot{m}_2 \cdot c_p \cdot T_{out} \quad (8)$$

$$\Delta T = T_s - T_{out} \quad (9)$$

$k$  is the thermal conductivity, the temperature difference  $\Delta T$ , and  $\Delta x$  the chimney's thickness. After all list variables are determined in Eq. (6), then continue to define the dimensional matrix as shown in Table 1.

**Table 1**

Dimensional matrix

Dimensional	$Q_1$	$Q_2$	$k$	$D$	$H$	$\Delta T$	$\Delta x$
M	1	1	1	0	0	0	0
L	2	2	1	1	1	0	1
T	-3	-3	-3	0	0	0	0
$\theta$	0	0	-1	0	0	1	0

Then the formation of matrix two non-dimensional groups on Eq. (10) to (13).

$$\begin{bmatrix} 1 & 1 & 1 & 0 & 0 & 0 & 0 \\ 2 & 2 & 1 & 1 & 1 & 0 & 1 \\ -3 & -3 & -3 & 0 & 0 & 0 & 0 \\ 0 & 0 & -1 & 0 & 0 & 1 & 0 \end{bmatrix} \begin{bmatrix} a & h \\ b & i \\ c & j \\ d & k \\ e & l \\ f & m \\ g & n \end{bmatrix} = [0] \quad (10)$$

For calculation  $\pi_1$

$$\pi_1 = \frac{b}{a} = \frac{Q_2}{Q_1} \quad (11)$$

According to the balance energy equation  $Q_1 > Q_2$


$$0 < \frac{Q_2}{Q_1} < 1 \quad (12)$$

For calculation  $\pi_2$

$$\pi_2 = \frac{j \cdot k \cdot l \cdot m}{i \cdot n} = \frac{kDH}{Q_2} \cdot \frac{\Delta T}{\Delta x} \quad (13)$$

Based on the field survey, the chimney height is 40 m, the chimney diameter is 2.6 m, the chimney exit temperature is 118 °C, the thermal conductivity is 46 W/m.K and the hot air mass flow rate is 83.2 kg/s.

As shown in Figure 2(a), the laboratory scale dimension of HRSG with diameter 4 inches,  $a = 201.4$  mm, and  $b = 40$  mm, then the value of  $H$  is from the dimensionless calculation. The experiment setup is depicted in Figure 2(b), the HRSG chimney used a black iron pipe with thermal conductivity from 26-37.5 W/m.K, where the TEG is attached to the outer wall, then a blower to produce inlet velocity and a heater to produce inlet temperature. More details on the experimental parameter setup values are given in Table 2 below.



**Fig. 2.** Laboratory scale of HRSG chimney (a) Dimension parameters (b) Experimental setup

**Table 2**

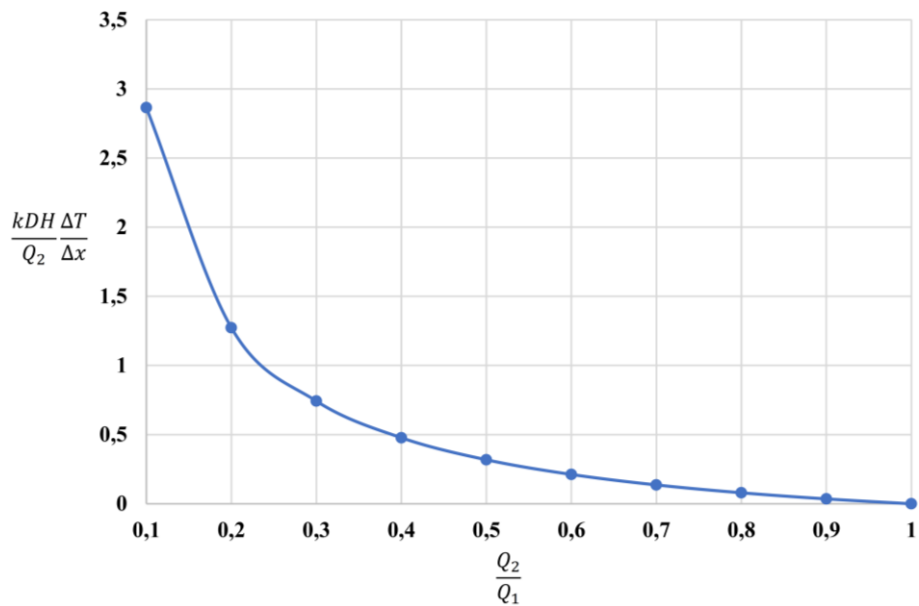
Comparison of the actual size HRSG chimney and laboratory scale size

Parameters	Actual size	Laboratory scale size
Height (m)	36.05	0.765
Diameter (m)	26	0.1143
Thickness (m)	0.05	0.002
Inlet area (m <sup>2</sup> )	23.750	0.008
Outlet area (m <sup>2</sup> )	2.042	0.090
Thermal Conductivity (W/m.K)	46	31.7
Inlet velocity (m/s)	2.86	1.2
Inlet temperature (°C)	300	100
Outlet temperature (°C)	118	-
Ambient temperature (°C)	27	-

In Table 2, the value of the outlet and ambient temperature will be obtained in the experimental result and will be compared with the actual size in the dimensionless calculation result.

### 3. Results

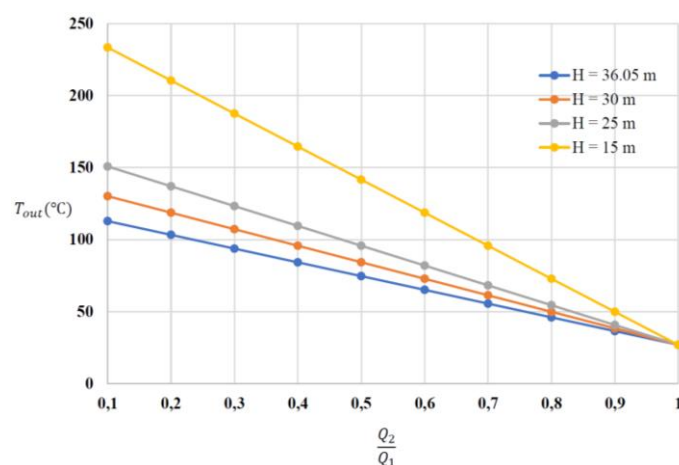
The result of the dimensionless energy balance calculation on the chimney shows a trend between  $\pi_1$  and  $\pi_2$ , where the value  $\pi_2$  will increase while the value  $\pi_1$  decreases, as shown in Figure 3. The value  $\pi_1$  is set from 0.1-1 because it  $Q_2$  will not be greater than  $Q_1$ . The value  $Q_2$  will decrease while through the chimney's wall as thermal conduction.



**Fig. 3.** Two non-dimensional groups  $\pi_1$  and  $\pi_2$  for the energy balance of the steam chimney

The value of  $\pi_1$  has relation to the efficiency of output temperature, wall temperature and TEG power output, when  $\pi_1$  increases will make the efficiency high and vice versa. Furthermore, for the calculation result of the output temperature is obtained from  $\Delta T$  in  $\pi_2$ , where the  $T_{out}$  will be used in TEG as hot side and cold side from  $T_a$  with assisted by aluminum fins.

Figure 4 to Figure 6 shows the relation between  $\pi_1$  and  $T_{out}$ , where temperature decreases when the  $\pi_1$  increases, then the outlet temperature increases when the head of the chimney, outlet diameter, and inlet velocity decreases respectively. According to the experimental setup in Figure 2(b), the value of diameter is difficult to change because it has been determined from fabrication, but we can change the value of the chimney height (black iron pipe height) and inlet velocity from the blower.



**Fig. 4.** Effect of height on the ratio  $\pi_1$  and  $T_{out}$

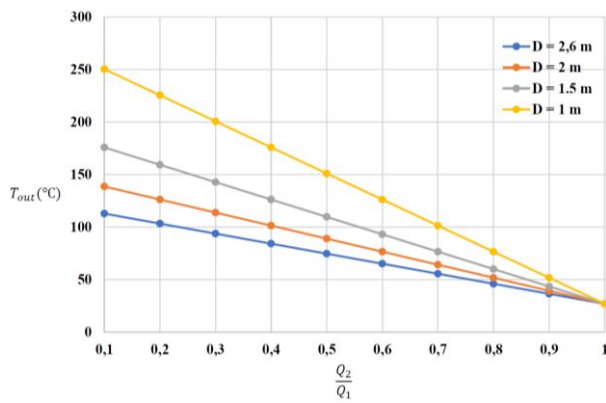


Fig. 5. Effect of diameter on the ratio  $\pi_1$  and  $T_{out}$

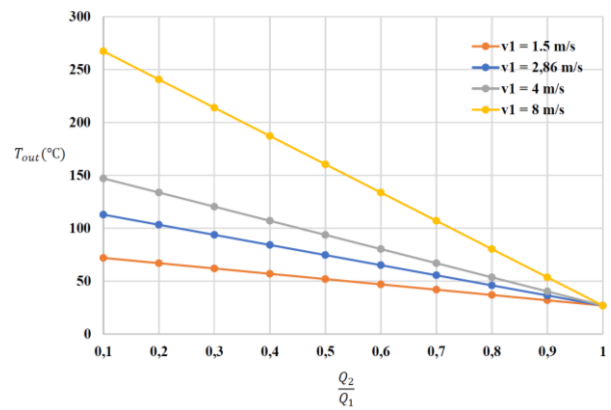


Fig. 6. Effect of velocity on the ratio  $\pi_1$  and  $T_{out}$

In Figure 7, the output temperature result of the experiment is obtained at 57°C and the ambient temperature is 31.6°C. The result  $\pi_1$  of the laboratory-scale size is further from the actual size i.e., 0.53 and 0.39, and needs to recalculate the input velocity or height of the laboratory scale, but the output temperature of the laboratory scale is larger than the actual size.

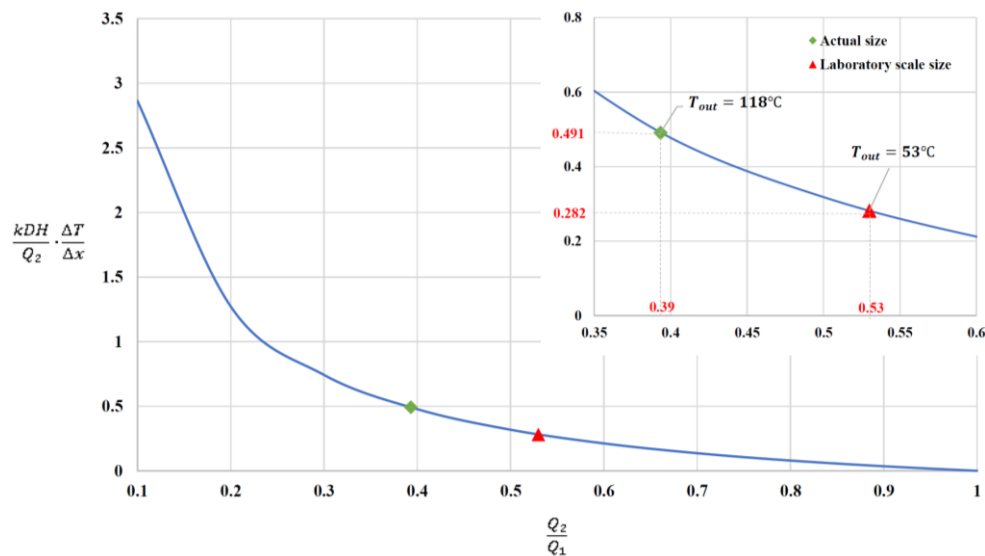


Fig. 7. The comparison results of the actual size HRSG chimney and laboratory scale size on dimensionless calculation

#### 4. Conclusions

The calculation of chimney heat potential in HRSG using dimensionless analysis is obtained. The condition temperature will increase when velocity increases, and the value of diameter and height decrease—the  $\pi_1$  is heat efficiency of the chimney (made in percentage). Then the  $\pi_2$  can be considered as the ratio of  $Q_3/Q_2$  when added by  $\pi$  (phi) as thermal conduction. This dimensionless calculation of the laboratory has been close to the actual size prediction, but there is an error of about 14% from the laboratory-scale design of the chimney, and able to be continued in future studies.

## Acknowledgement

Thanks to the Minister of Education, Culture, Research and Technology, and also to the Chancellor of Sriwijaya University based on research contract number 142/E5/PG.02.00.PT/2022.

## References

- [1] Jee, Jap Haw, and Lian See Tan. "Investigation on the potential of bioethanol synthesis from honeydew melon rind." *Progress in Energy and Environment* 16 (2021): 45-58.
- [2] Mondal, Mithun, Djamal Hissein Didane, Alhadj Hisseine Issaka Ali, and Bukhari Manshoor. "Wind Energy Assessment as a Source of Power Generation in Bangladesh." *Journal of Advanced Research in Applied Sciences and Engineering Technology* 26, no. 3 (2022): 16-22. <https://doi.org/10.37934/araset.26.3.1622>
- [3] Ismail, Ainaa Maya Munira, Zurriati Mohd Ali, Kamariah Md Isa, Mohammad Abdullah, and Fazila Mohd Zawawi. "Study On the Potentiality of Power Generation from Exhaust Air Energy Recovery Wind Turbine: A Review." *Journal of Advanced Research in Fluid Mechanics and Thermal Sciences* 87, no. 3 (2021): 148-171. <https://doi.org/10.37934/arfmts.87.3.148171>
- [4] Ilham, Zul, Nur Aida Izzaty Saad, Wan Abd Al Qadr Imad Wan, and Adi Ainurzaman Jamaludin. "Multi-criteria decision analysis for evaluation of potential renewable energy resources in Malaysia." *Progress in Energy and Environment* 21 (2022): 8-18. <https://doi.org/10.37934/progee.21.1.818>
- [5] Raharjo, Jangkung, Basuki Rahmat, and Jaspar Hasudungan. "Monitoring Indonesia's Energy Mix Achievement Using Simple Linear Regression." *International Journal of Energy Economics and Policy* 12, no. 2 (2022): 143-148. <https://doi.org/10.32479/ijeep.12759>
- [6] Putra, Nandy, Raldi Artono Koestoer, M. Adhitya, Ardian Roekettino, and Bayu Trianto. "Potensi pembangkit daya termoelektrik untuk kendaraan hibrid." *Makara Journal of Technology* 13, no. 2 (2009): 149036. <https://doi.org/10.7454/mst.v13i2.466>
- [7] Meng, Jing-Hui, Xiao-Dong Wang, and Wei-Hsin Chen. "Performance investigation and design optimization of a thermoelectric generator applied in automobile exhaust waste heat recovery." *Energy Conversion and Management* 120 (2016): 71-80. <https://doi.org/10.1016/j.enconman.2016.04.080>
- [8] Wu, Zemei, Kamal H. Khayat, Caijun Shi, Bernardo F. Tutikian, and Qing Chen. "Mechanisms underlying the strength enhancement of UHPC modified with nano-SiO<sub>2</sub> and nano-CaCO<sub>3</sub>." *Cement and Concrete Composites* 119 (2021): 103992. <https://doi.org/10.1016/j.cemconcomp.2021.103992>
- [9] Jouhara, Hussam, Alina Żabnieńska-Góra, Navid Khordehgah, Qusay Doraghi, Lujean Ahmad, Les Norman, Brian Axcell, Luiz Wrobel, and Sheng Dai. "Thermoelectric generator (TEG) technologies and applications." *International Journal of Thermofluids* 9 (2021): 100063. <https://doi.org/10.1016/j.ijft.2021.100063>
- [10] Azad, Amirreza, Iman Fakhari, Pouria Ahmadi, and Nader Javani. "Analysis and optimization of a fuel cell integrated with series two-stage organic Rankine cycle with zeotropic mixtures." *International Journal of Hydrogen Energy* 47, no. 5 (2022): 3449-3472. <https://doi.org/10.1016/j.ijhydene.2021.02.061>
- [11] Miao, Zhuang, Xiangning Meng, and Lin Liu. "Analyzing and optimizing the power generation performance of thermoelectric generators based on an industrial environment." *Journal of Power Sources* 541 (2022): 231699. <https://doi.org/10.1016/j.jpowsour.2022.231699>
- [12] Schwurack, Roy, Johannes Bärschneider, Simon Unz, and Michael Beckmann. "Performance enhancement of a thermoelectric system with improved natural convection cooling by utilizing the chimney effect." *Energy Conversion and Management* 237 (2021): 114118. <https://doi.org/10.1016/j.enconman.2021.114118>
- [13] Khalil, Hesham, and Hamdy Hassan. "Enhancement thermoelectric generators output power from heat recovery of chimneys by using flaps." *Journal of Power Sources* 443 (2019): 227266. <https://doi.org/10.1016/j.jpowsour.2019.227266>
- [14] Chaichana, Chatchawan, and Surasit Thiangchanta. "The heat load modelling for an air-conditioned room using Buckingham-Pi theorem." *Energy Reports* 6 (2020): 656-661. <https://doi.org/10.1016/j.egy.2020.11.159>
- [15] Salmani, Fahime, Ehsan Amiri Rad, and Mohammad Reza Mahpeykar. "Investigation effects of roughness in wet steam flow with Buckingham Pi-theorem." *Journal of Thermal Analysis and Calorimetry* 147, no. 5 (2022): 3803-3814. <https://doi.org/10.1007/s10973-020-10526-z>
- [16] Hu, Bowen, Jianguo Wang, Zhanguo Ma, and Shuxun Sang. "Permeability and thermal conductivity models of shale matrix with a bundle of tortuous fractal tree-like branching micropore networks." *International Journal of Thermal Sciences* 164 (2021): 106876. <https://doi.org/10.1016/j.ijthermalsci.2021.106876>
- [17] Lee, Juhyeong, Scott M. Thompson, and Thomas E. Lacy Jr. "Thermal spreading analysis of a transversely isotropic heat spreader." *International Journal of Thermal Sciences* 118 (2017): 461-474. <https://doi.org/10.1016/j.ijthermalsci.2017.05.009>
- [18] Kawano, Koki, Shingo Motoki, Masaki Shimizu, and Genta Kawahara. "Ultimate heat transfer in 'wall-bounded'



- convective turbulence." *Journal of Fluid Mechanics* 914 (2021): A13. <https://doi.org/10.1017/jfm.2020.867>
- [19] Weng, Jingwen, Dongxu Ouyang, Xiaoqing Yang, Mingyi Chen, Guoqing Zhang, and Jian Wang. "Optimization of the internal fin in a phase-change-material module for battery thermal management." *Applied Thermal Engineering* 167 (2020): 114698. <https://doi.org/10.1016/j.applthermaleng.2019.114698>