

BUKTI KORESPONDENSI
ARTIKEL JURNAL INTERNASIONAL BEREPUTASI

Judul Artikel : The Sustainability of Rice Farming Practices in Tidal Swamplands of South Sumatera Indonesia

Jurnal : Potravinarstvo Slovak Jurnal of Food Sciences

Penulis : Khairul Fahmi Purba, Muhammad Yazid, Mery Hasmeda, Dessy Adriani, Meitry Firdha Tafari

No.	Perihal	Tanggal
1	Bukti konfirmasi submit artikel	28 September 2020
2	Bukti first review dan second review dan resubmit artikel	30 Oktober 2020 dan 19 November 2020
3	Bukti konfirmasi submit artikel ke Submission ORCID	14 Desember 2020
4	Bukti konfirmasi article publication	17 Januari 2021
5	Bukti artikel acceptance dan published online	16 November 2021 dan 28 Januari 2021

BUKTI KONFIRMASI SUBMIT ARTIKEL

(28 September 2020)

Sustainability of rice farming practices in tidal swamplands of South Sumatra Indonesia

Khairul Fahmi Purba, Muhammad Yazid, Mery Hasmeda, Dessy Adriani, Meitry Firdha Tafari

ABSTRACT

Tidal swamplands are considered as the national food security platform in Indonesia. Residues from the excessive chemical input use in rice production, in general, are found to affect the environment, farmers' health, and safety of the product. Similarly, one can expect that excessive chemical use in tidal swamplands can also threaten the sustainability of rice production system. This study aimed to assess and identify factors influencing the sustainability of rice farming practices in tidal swamplands of South Sumatra, Indonesia. A survey was carried out to obtain information through direct interviews with 150 farmers in Muara Telang, South Sumatra, Indonesia. The Indonesia rice check was employed as indicators to assess the sustainability of rice farming practices in tidal swamplands. A percentage index was to categorize the sustainability status. A regression analysis with the Tobit model was applied to identify factors influencing the sustainability of rice farming practices. The result showed that average sustainability index was 25.53%. It indicated rice farming practices in tidal swamplands were possibly unsustainable. The significant factors influencing the sustainability of rice farming practices were farmer's education and household size. A policy recommendation is proposed to enhance the practical knowledge of farmers regarding sustainable agriculture practices.

Keywords: index; rice check; rice farm; sustainable agriculture; tidal swampland

INTRODUCTION

Suboptimal lands have an essential role in the food security of Indonesia. One of the suboptimal land types in Indonesia is tidal swamplands. Tidal swamplands are suboptimal swamp lands affected by the tides of the sea. They are available in some region of Indonesia such as Sumatra, Kalimantan, Papua and Sulawesi only. The biggest area of tidal swamplands in Sumatra is in South Sumatra Province. Tidal swamplands were a government reclamation project in the 1970s. The project involved migrants from Java Island to Sumatra Island. The reclaimed area is cultivated for rice farming. The total area of tidal swamplands in South Sumatra is 266,674 ha and 161,917 ha are in Banyuasin Regency (**Statistical Center Bureau of Banyuasin Regency, 2018**). It indicates that a potential exists for food security. Therefore, tidal swamplands are recognized as the food barn of South Sumatra. However, some problems such as pyrite or FeS₂, peat, soil acidity, salinity, and others threaten the productivity of tidal swamplands (**Wildayana and Armanto, 2018**). Furthermore, the farmers in tidal swamplands still cultivate rice using chemicals such as pesticides, insecticides and fungicides excessively and intensively (**Roche, 1994; Zahri et al., 2018**). It was caused by the label of chemicals stating the chemicals will

not reduce rice production. The most used pesticide by the farmers is pesticide containing high toxicity (**Amir et al., 2012**). Some factors influencing the excess chemical use are behavior, perception, and lack of knowledge (**Jallow et al., 2017**). The problems can be threats for ecology of tidal swamplands.

Many studies from some countries such as Australia (**Cohen, 2007**), Kenya (**Tsimbiri et al., 2015**), and Indonesia (**Mariyono, Kuntariningsih and Kompas, 2018**) stated that ecology degradation and decreased farmers' health occurred because of the chemical use such as pesticide, fertilizer and others. The state is supported by a phenomenon in which farmers still use chemicals higher doses than recommended (**Chauhan and Singhal, 2006**). The impacts of excess chemical uses in the long-term are environmental degradation, CO₂ emission, health problem, externality and others (**Yuan et al., 2017; Zeng et al., 2017**). Therefore, the preventive action should be taken.

In term of food safety, the excess chemical use affects rice quality (**Hong-xing et al., 2017**). Many chemical residues are found in rice (**Añasco et al., 2010**). So the food safety of rice is still in doubt. The case was caused by sustainable agriculture practices that have not been implemented properly. Therefore, it is also important to note that agricultural practices or agriculture production systems

must be eco-friendly (Mishra, 2013). So that the rice produced by farmers obtains a worth price and good quality according to food safety criteria.

Based on the problems above, a study regarding the sustainability of rice farming practices in tidal swamplands is a concern to monitor the tidal swamplands' environment. One of the tools to assess the sustainability of rice farming practices is rice check. The rice check first appeared in 1986 by Department of Agriculture New South Wales, Australia. The goal is to improve the quantity and quality of rice production and as a recommendation and learning platform for farmers. The rice check helped the farmers to figure out when the crops must be provided fertilizer, chemical and others so that the chemicals do not damage the environment and agriculture resources in Australia. Furthermore, The Australia rice check includes the allowed pesticides, appropriate application methods of chemicals and the proper doses accord to the recommendation. The document educated the Australian farmers not to use the chemical excessively. The Australia rice check was also targeted to achieve rice production approximately 6 to 8 t.ha⁻¹. Singh, Brennan and Lacy (2007) explained that the Australia rice check changed Australian farmers' behavior and agriculture practices. The Australian farmers also got the benefit through increasing rice production.

In Malaysia, the Malaysia rice check was introduced in 2002. by the Department of Agriculture Malaysia. The farmers were expected to pay attention to their rice farm. The chemical uses were obviously regulated on the document as well. Furthermore, the sustainability indicator of rice farming practices in Vietnam was issued by The Ministry of Agriculture and Rural Development Vietnam in 2008. The document was well known as Vietnam Good Agricultural Practice (Viet GAP). The indicators emphasized chemical use, post-harvest process, and marketing of rice.

According to Tilman et al. (2002) the sustainability of agricultural production practices needs to be assessed for strategy in food security and safety. Thus, this study aimed to assess and identify factors influencing the sustainability of rice farming practices in tidal swamplands. Furthermore, research on the sustainability assessment of rice farming practices in tidal swamplands does not exist yet. So this study is necessary to be carried out.

Scientific hypothesis

This study had two hypotheses:

1. The rice farming practices are sustainable in tidal swamplands.
2. We are expecting age, education, household size, farm size and farming experience influence the sustainability of rice farming practices.

MATERIAL AND METHODOLOGY

Study area

This study was conducted in Muara Telang, South Sumatra, Indonesia. The location was considered because it is the biggest area of tidal swamplands agriculture for rice production. The total area of Muara Telang is 341.57 km². The location is also a production center of tidal swamplands rice in South Sumatra Province. Muara

Telang District is a tidal swamp area with an altitude of 0.5 m to 2.25 m above sea level. The average monthly temperature is 27 °C. The relative humidity is 87%. The average annual rainfall is approximately 2,400 mm. The region has topography with a land slope of less 3%. It is very potential for the development area of food crops, particularly rice.

Data Collection

The primary data were collected by face to face interviews with the farmers. The 150 farmers were chosen by a simple random sampling technique. Some questions regarding to the farmers' socioeconomic situation were addressed, i.e., age, education, household size, farm size, and farming experience. This study also covered a number of agricultural input use information such as seed, fertilizer (N, P, and K), and chemical (herbicide, pesticide and fungicide).

The Indonesia rice check was employed as indicators to assess the sustainability of rice farming practices in tidal swamplands. The rice check is a guideline document of sustainable rice farming practices. There were 24 rice farming practices used as indicators. The sustainability assessment worksheet for rice farming practices was provided as a questionnaire in Table 1. The Indonesia rice check was presented by The Ministry of Agriculture Indonesia in 2017. It referred to the Australia rice check. It emphasized farmers to achieve optimal rice production. The document is a result of the agreement among researchers, farmers and agricultural extension officers based on 3 aspects of sustainability which are social, economic and ecology. By adopting the rice check, The Indonesia Government expected the farmers had adopted the best technology to achieve optimal and sustainable rice production (The Ministry of Agriculture, 2017)

Data Analysis

The sustainability indexing of rice farming practices referred to Taylor et al. (1993). The farmers applying practices based on the sustainability assessment worksheet or questionnaire would be given a score of 1. However, the farmers who not apply practices based on the questionnaire would be given a score of 0 or negative. The sustainability index value of rice farming practices was built on a range of 0 to 100%. It was created to obtain tangible results and facilitate the comparison of numerical scales among the rice farmers. Then, the values were categorized according to the sustainability index. The six categories for the sustainability index of rice farming practices are in Table 2.

Furthermore, regression analysis with the Tobit model was applied to identify the factors influencing the sustainability of rice farming practices. The Tobit model was applied because the model can estimate and accommodate bias on censored data. The data structure of the sustainability index of rice farming practices or dependent variable (Y) is known as censored data because there were some values of zero (0) on observation data or index. The independent variables (X) used were socio-economic characteristics of the farmer. Igbokwe (2000) reported that socio-economic characteristics of farmers influenced rice farming practices. Therefore, the

Table 1 Sustainability assessment worksheet for rice farming practices

Indicators of Rice Farming Practices	Amount or Frequency	Max Score	Min Score
Seedling (Rice check 1,2,3)			
Planting time	Not Following = 0, Oct-Des = 1	1	0
Variety	Not Following = 0, Mekongga, Ciherang, Inpari 30 Ciherang Sub 1 = 1	1	0
Amount of seeds (80 kg.ha ⁻¹)	< 80 kg.ha ⁻¹ = 0, 80 kg.ha ⁻¹ = 1, >80 kg.ha ⁻¹ = -1	1	-1
Land preparation (Rice check 4,6)			
Depth (20-40 cm)	Not Following =0, within 20-40 cm = 1	1	0
Planting distance (20×20cm)	Not Following =0, within 20 × 20 cm = 1	1	0
Fertilizer (Rice check 7)			
Timing	Not Following =0, within 15-20 days = 1	1	0
1 st application (15-20 days after planting)			
2 nd application (35-40 days after planting)	Not Following =0, within 35-40 days =1	1	0
3 rd application (50-55 days after planting)	Not Following =0, within 50-55 days =1	1	0
Amount of N fertilizer (200 kg.ha ⁻¹)	< 200 kg.ha ⁻¹ = 0, 200 kg.ha ⁻¹ = 1, > 200 kg.ha ⁻¹ = -1	1	-1
Amount of P fertilizer (75 kg.ha ⁻¹)	< 75 kg.ha ⁻¹ = 0, 75 kg.ha ⁻¹ = 1, > 75 kg.ha ⁻¹ = -1	1	-1
Amount of K fertilizer (50 kg.ha ⁻¹)	< 50 kg.ha ⁻¹ = 0, 50 kg.ha ⁻¹ = 1, > 50 kg.ha ⁻¹ = -1	1	-1
Organic fertilizer (Livestock dung, etc.)	No = 0 Used =1	1	0
Weed Control (Rice Check 9)			
Frequency (herbicide use)	2 times = 0, 0-1 = 1, over 3 times = -1	1	-1
Amount of herbicide (5 L.ha ⁻¹)	< 5 L.ha ⁻¹ = 0, 5 L.ha ⁻¹ = 1, > 5 L.ha ⁻¹ = -1	1	-1
Organic herbicide	No = 0, Used = 1	1	0
Pulling up weeds by hands	No = 0, Yes =1	1	0
Pest Control (Rice Check 10)			
Frequency (insecticide use)	2 times = 0, 0-1 time= 1, over 3 times = -1	1	-1
Amount of insecticide (5 L.ha ⁻¹)	< 5 L.ha ⁻¹ = 0, 5 L.ha ⁻¹ = 1, > 5 L.ha ⁻¹ = -1	1	-1
Organic insecticide	No = 0, Used = 1	1	0
Disease Control (Rice Check 10)			
Frequency (fungicide use)	2 times = 0, 0-1 time= 1, over 3 times = -1	1	-1
Amount of fungicide (5 L.ha ⁻¹)	< 5 L.ha ⁻¹ = 0, 5 L.ha ⁻¹ = 1, > 5 L.ha ⁻¹ = -1	1	-1
Organic fungicide	No = 0, Used = 1	1	0
Water Management (Rice Check 8,12,13)			
Following irrigate and drainage schedule	Yes = 0, No = 1	1	0
Observing depth of water	Yes = 0, No = 1	1	0
Total Score		24	-10

independent variables used in this study were age (X_1), education (X_2), household size (X_3), farm size (X_4), and farming experience (X_5). A regression equation with the Tobit model created in this study was:

$$\begin{aligned}
 Y_i^* &= \alpha + \beta_1 X_1 + \beta_2 X_2 + \beta_3 X_3 + \beta_4 X_4 + \beta_5 X_5 + u_i \\
 Y_i &= Y_i^* \text{ if } Y_i^* > 0 \\
 Y_i &= 0 \text{ if } Y_i^* \leq 0
 \end{aligned}
 \tag{1}$$

Where Y_i^* denotes sustainability index of rice farming practices. α is intercept of model. $\beta_1 \dots \beta_n$ ($n = 1, 2, 3 \dots$) are estimated parameters. Then, X_1 , X_2 , X_3 , X_4 , and X_5 represent age, education, household size, farm size and farming experience respectively. u_i indicates error term.

Statistical analysis

This study used two statistical analyses. The descriptive statistics was assisted by Microsoft Excel 2010. Furthermore, the data analysis for the parametric statistics which was regression analysis with Tobit model employed STATA 15.1. The p -values used for this study were $p < 1\%$; 5% and 10% .

RESULTS AND DISCUSSION

Socio-economic characteristics and input uses of rice farmers in tidal swamplands

The socio-economic characteristics of rice farmers in Muara Telang can be seen in Table 3. The majority of

Table 2 Sustainability index of rice farming practices

Sustainability index value (%)	Category
> 70.0	Sustainable
60.1–70.0	Somewhat sustainable
50.1–60.0	Intermediate sustainable
40.1–50.0	Possibly quite unsustainable
20.0–40.0	Possibly unsustainable
< 20.0	Possibly very unsustainable

farmers are still in productive age. Therefore, they are still able to cultivate rice and work on rice farms. The farmers' education in tidal swamplands is still low. The average farmers' formal education is to 7.72 years. It indicates that the farmers got education in primary school only. The average household size is two or three people. A farmer's household usually consists of the farmer, his wife and one child or two children (unmarried). However, some farmers have more than two children and the minority of them live alone since his wife passed away and his children married and moved to the city. Furthermore, the average farmers' farm size is 4.72 ha. The farmers got a grant which was 2 ha of rice farms from the government. However, some of them sold rice farms. Moreover, some of them have 8 ha or more. Consequently, some farmers have smaller rice farm. The average farming experience of farmers is over 20 years. Farming is the main job in Muara Telang. The farmers cultivated rice and worked in the rice farm or wetland before becoming migrants in the reclamation project of tidal swamplands in the 1970s.

and fungicide are also higher than the recommendation. The recommendation of chemical uses is 5 L.ha⁻¹ for as herbicide, insecticide and fungicide respectively. **Abhilash and Singh (2009)** reported that chemical uses in India were higher than the recommendation. The chemical uses would be possible to increase and would threaten the sustainability of tidal swamplands.

Assessment of rice farming practices sustainability in tidal swamplands

The average index of rice farming practices sustainability in tidal swamplands was 25.53%. It means rice farming practices were in the category of possibly unsustainable. It occurred because some farmers indeed carried out sustainable agriculture practice but only the easy practices such as pulling up weeds by hands, the timing of fertilizer application and others. The farmers disregarded the important practices in sustainable agriculture like the amount of fertilizer and chemical (**Mishra et al., 2018**).

Table 3 Socio-economic characteristics of rice farmers

Variables	Mean	Std. Deviation
Age (year)	44.74	11.45
Education (year)	7.72	3.25
Household size (individual)	2.56	1.21
Farm size (ha)	4.72	3.93
Farming experience (year)	24.25	11.34

This study found that the excess agricultural input uses tidal swamplands (**Purba et al., 2020**). The average seed use was 85.82 kg.ha⁻¹ (Table 4). This case was caused by the cultivation system in tidal swamplands. The cultivation system in tidal swamplands is direct seed spreading. It is well-known as *sonor*. It is carried out without seedling. The practice is also followed by burning the land for land clearing. It is one of the cases that trigger unsustainability (**Wildayana, Armanto and Junedi, 2017**). The impact of the practice was no regulated depth and planting distance. Besides, some farmers still used the local variety with limited technology. It made the sustainability score of rice farming practices low.

The maximum index was 72.73. Despite there was a farmer in the category of sustainable, no farmer has a perfect performance in sustainable agriculture practices with a score of 100% (Table 5).

This study found that the fertilizer and chemical uses in tidal swamplands were still high. Based on the government recommendation, the fertilizer uses for nitrogen (N), phosphor (P) and potassium (K) should be 200 kg.ha⁻¹, 75 kg.ha⁻¹ and 50 kg.ha⁻¹ respectively. The case is in line with **Han and Zhao (2009)** that the farmers in China also use higher fertilizer than recommendation. The chemical uses for pest and disease control such as herbicide, insecticide

Furthermore, over 50% of the farmers were in the category of possibly unsustainable. Moreover, 71 rice farmers (32.27%) were in the worst category, namely possibly very unsustainable. Then, 34 rice farmers (15.45%) had sustainability index in the category of possibly quite unsustainable. There was one farmer in the category of intermediate sustainable, somewhat sustainable and sustainable (Figure 1). The farmer in the sustainable category can be a role model for farmer-to-farmer learning so that the other farmers would adopt and apply sustainable agriculture practices. The farmer-to-farmer learning can improve social capital, income and technology adoption (**Taweekul et al., 2010**). The agricultural extension officers also are needed to enhance farmers' knowledge related to sustainable farming practices. The agricultural extension role is expected can improve adoption of sustainable agriculture practices for

Table 4 Input use of rice farmers

Input	Mean	Std. Deviation
Seed (kg.ha ⁻¹)	85.82	20.94
Nitrogen fertilizer (kg.ha ⁻¹)	239.09	120.05
Phospor fertilizer (kg.ha ⁻¹)	149.20	76.39
Potassium fertilizer (kg.ha ⁻¹)	132.95	73.28
Herbicide (L.ha ⁻¹)	6.54	3.18
Insecticide (L.ha ⁻¹)	5.34	3.27
Fungicide (L.ha ⁻¹)	5.64	2.77

Table 5 Result of rice farming practices sustainability assessment

Measure	Value (%)
Mean	25.53
Median	26.14
Mode	27.27
Min – Max	0.00 – 72.73

the farmers (Hosseini, Mohammadi and Mirdamadi, 2011; Anang, Bäckman and Sipiläinen, 2020).

Most of the farmers were in the possibly unsustainable category. The finding is supported by some studies in Malaysia. The studies explained that rice farming practices were possibly unsustainable in granary areas of Malaysia (Mohamed et al., 2016a) and Kelantan (Terano et al., 2015). The majority of farmers were unsustainable for rice farming practices with a score of less than 40%. A study by Roy, Chan and Rainis (2014) showed that more than 50% of the rice farming were unsustainable in Bangladesh. The main cause of the case is excessively and intensively chemical use.

Factors influencing sustainability of rice farming practices in tidal swamplands

According to Veall and Zimmermann (1996) if the value of Pseudo R² is adequate (> 50%), the Tobit model is fit. The value of Pseudo R² in this study was 69%. The result of the regression analysis with the Tobit model is provided in Table 6. The intercepts of the model was negative. It indicated the sustainability of rice farming practices in tidal swamplands is unsustainable. The result was supported by the previous finding revealing the sustainability of rice farming practices in tidal swamplands

is possibly unsustainable with the score index range of 20 to 40%. Age had a positive value. However, it does not significantly influence the sustainability of rice farming practices in tidal swamplands. (Mohamed et al., 2016b) also declared that age is not a determinant factor in the sustainability of rice farming practices in Malaysia.

Education was positive and significantly affected the sustainability of rice farming practices in tidal swamplands. It occurred since some farmers began to aware of the environmental issue and sustainability (Francis and Porter, 2011). The farmers got information from television or social media. Currently, the role of electronic media is important to build the capacity of farmers especially for well-educated farmers (Zeweld et al., 2017). Education significantly influenced sustainable agriculture practices in Nigeria (Omoare and Oyediran, 2020), Vietnam (Thanh and Yapwattanaphun, 2015) and USA (D’Souza, Cyphers and Phipps, 1993).

Furthermore, household size had a significant value on the sustainability of rice farming practices in tidal swamplands. The household size significantly influenced the sustainable agriculture practices in Philippines (Mariano, Villano and Fleming, 2012) and Ethiopia (Kassie et al., 2009). It is related to labor. The labor availability is important in sustainable agriculture

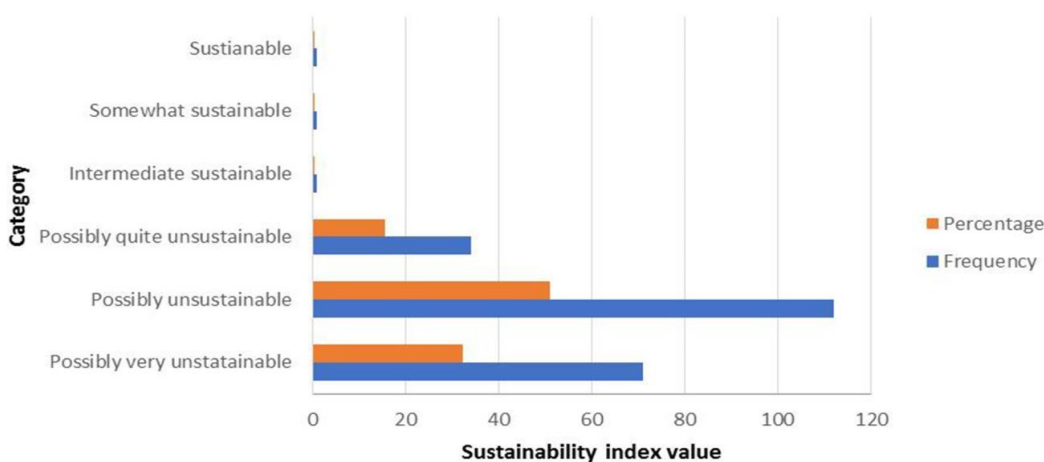


Figure 1 Categorization of the farmer sustainability index

Table 6 Result of regression analysis with Tobit model

Variables	Coefficient	Std. Error
Constant	-5.14**	1.87
Age	0.09	0.60
Education	1.70***	0.20
Household size	4.59***	0.58
Farm size	0.05	0.19
Farming experience	-0.28*	0.15
Pseudo R ²		0.69
p > Chi-square		0.00

Note: ***= Significant at $p < 0.01$; **= Significant at $p < 0.05$; *= Significant at $p < 0.10$

(Teklewold, Kassie and Shiferaw, 2013). The rice farmers in tidal swamplands employed family labor on the rice farm. The case occurred because sustainable agriculture required more labor than conventional agriculture (Rigby and Cáceres, 2001). The most of inputs used for rice farms with sustainable farming practices must be made by own. It is a reason why household size influences the sustainability of rice farming practices. However, the current case that occurred in tidal swampland is the labor forces move to the city. The labor forces seek a job in the city as construction laborers or others. The decreasing force labor in agriculture would threaten to rural development (Peng, Tang and Zou, 2009).

The other finding obtained that farm size did not influence the sustainability of rice farming practices in tidal swamplands. The tidal swamplands owned by farmers are fragmented. Therefore, the farmers are tough to manage and maintain their rice farms sustainably. The other reason is if a farmer carried out sustainable agriculture practices but the surrounding farmers did not; the surrounding farmers' chemical will pollute the rice farm with sustainable agriculture practices. This finding is also in line with Terano et al. (2015) and Mohamed et al. (2016b) that farm size did not affect the sustainability of rice farming practices significantly in Malaysia.

The farming experience negatively influences the sustainability of rice farming practices in tidal swamplands. The farming experience had a negative value on the sustainable agriculture practices of farmers in Bangladesh (Ghosh and Hasan, 2013) and Nigeria (Oyewole and Sennuga, 2020). The experienced farmers were not willing to change their rice farming practices. They think that they can get the input easily. They also think that sustainable rice farming practices are difficult and spend much of their time. It is required a way to change their paradigm to achieve sustainable agriculture. It possibly comes by training, education, empowerment program or others.

CONCLUSION

This study concluded that rice farming practices in tidal swamplands were unsustainable. The majority of farmers had an average sustainability index of 25.53%. It indicated that rice farming practices in tidal swamplands were possibly unsustainable. The factors affecting the sustainability of rice farming practices in tidal swamplands were education and household size. In terms of policy recommendation, the farmer-to-farmer learning is considered to encourage and educate the farmers to

implement sustainable agriculture practices. The government should also enhance some agriculture extension officers to educate and empower farmers about environmental issues and sustainable agriculture practices comprehensively in order to the farmers have practical knowledge in sustainable agriculture practices.

REFERENCES

- Abhilash, P. C., Singh, N. 2009. Pesticide use and application: An Indian scenario. *Journal of Hazardous Materials*, vol. 165, no. 1-3, p. 1-12. <https://doi.org/10.1016/j.jhazmat.2008.10.061>
- Amir, H. M., Shamsudin, M. N., Mohamed, Z. A., Husein, M. A., Radam, A. 2012. Economic evaluation of rice ipm practices in MADA, Malaysia. *Journal of Economics and Sustainable Development*, vol. 3, no. 9, p. 47-56.
- Anang, B. T., Bäckman, S., Sipiläinen, T. 2020. Adoption and income effects of agricultural extension in Northern Ghana. *Scientific African*, vol. 7, p. 1-17. <https://doi.org/10.1016/j.sciaf.2019.e00219>
- Añasco, N., Uno, S., Koyama, J., Matsuoka, T., Kuwahara, N. 2010. Assessment of pesticide residues in freshwater areas affected by rice paddy effluents in Southern Japan. *Environmental Monitoring and Assessment*, vol. 160, no. 1-4, p. 371-383. <https://doi.org/10.1007/s10661-008-0701-z>
- Chauhan, R. S., Singhal, L. 2006. Harmful effects of pesticides and their control through cowpathy. *International Journal of Cow Science*, vol. 2, no. 1, p. 61-70.
- Cohen, M. 2007. Environmental toxins and health-The health impact of pesticides. *Australian Family Physician*, vol. 36, no. 12, p. 1002-1004.
- D'Souza, G., Cyphers, D., Phipps, T. 1993. Factors affecting the adoption of sustainable agricultural practices. *Agricultural and Resource Economics Review*, vol. 22, no. 2, p. 159-165. <https://doi.org/10.1017/s1068280500004743>
- Francis, C. A., Porter, P. 2011. Ecology in sustainable agriculture practices and systems. *Critical Reviews in Plant Sciences*, vol. 30, no. 1-2, p. 64-73. <https://doi.org/10.1080/07352689.2011.554353>
- Ghosh, M. K., Hasan, S. S. 2013. Farmers' attitude towards sustainable agricultural practices. *Bangladesh Research Publication Journal*, vol. 8, no. 4, p. 227-234.
- Han, H., Zhao, L. 2009. Farmers' character and behavior of fertilizer application -evidence from a survey of Xinxiang County, Henan Province, China. *Agricultural Sciences in China*, vol. 8, no. 10, p. 1238-1245. [https://doi.org/10.1016/S1671-2927\(08\)60334-X](https://doi.org/10.1016/S1671-2927(08)60334-X)
- Hong-xing, X., Ya-jun, Y., Yan-hui, L., Xu-song, Z., Jun-ce, T., Feng-xiang, L., Qiang, F., Zhong-xian, L. 2017. Sustainable management of rice insect pests by non-chemical-insecticide technologies in China. *Rice Science*, vol. 24, no. 2, p. 61-72. <https://doi.org/10.1016/j.rsci.2017.01.001>

- Hosseini, S. J. F., Mohammadi, F., Mirdamadi, S. M. 2011. Factors affecting environmental, economic and social aspects of sustainable agriculture in Iran. *African Journal of Agricultural Research*, vol. 6, no. 2, p. 451-457. <https://doi.org/10.5897/AJAR10.954>
- Igbokwe, E. M. 2000. The relationship between socio-economic variables and adaptation rate of rice farmers in The Awgu agricultural zone, Enugu State. *Journal of Agricultural Extension*, vol. 4, p. 9-14.
- Jallow, M. F. A., Awadh, D. G., Albaho, M. S., Devi, V. Y., Thomas, B. M. 2017. Pesticide risk behaviors and factors influencing pesticide use among farmers in Kuwait. *Science of the Total Environment*, vol. 574, p. 490-498. <https://doi.org/10.1016/j.scitotenv.2016.09.085>
- Kassie, M., Zikhali, P., Manjur, K., Edwards, S. 2009. Adoption of sustainable agriculture practices: Evidence from a semi-arid region of Ethiopia. *Natural Resources Forum*, vol. 33, no. 3, p. 189-198. <https://doi.org/10.1111/j.1477-8947.2009.01224.x>
- Mariano, M. J., Villano, R., Fleming, E. 2012. Factors influencing farmers' adoption of modern rice technologies and good management practices in the Philippines. *Agricultural Systems*, vol. 110, p. 41-53. <https://doi.org/10.1016/j.agsy.2012.03.010>
- Mariyono, J., Kuntariningsih, A., Kompas, T. 2018. Pesticide use in Indonesian vegetable farming and its determinants. *Management of Environmental Quality: An International Journal*, vol. 29, no. 2, p. 305-323. <https://doi.org/10.1108/MEQ-12-2016-0088>
- Mishra, B., Gyawali, B. R., Paudel, K. P., Poudyal, N. C., Simon, M. F., Dasgupta, S., Antonious, G. 2018. Adoption of sustainable agriculture practices among farmers in Kentucky, USA. *Environmental Management*, vol. 62, no. 6, p. 1060-1072. <https://doi.org/10.1007/s00267-018-1109-3>
- Mishra, M. 2013. Role of eco-friendly agricultural practices in Indian agriculture development. *International Journal of Agriculture and Food Science Technology(IJAFST)*, vol. 4, no. 2, p. 11-15.
- Mohamed, Z., Terano, R., Shamsudin, M. N., Latif, I. A. 2016a. Paddy farmers' sustainability practices in Granary areas in Malaysia. *Resources*, vol. 5, no. 2, p. 1-11. <https://doi.org/10.3390/resources5020017>
- Mohamed, Z., Terano, R., Sharifuddin, J., Rezai, G. 2016b. Determinants of paddy farmer's unsustainability farm practices. *Agriculture and Agricultural Science Procedia*, vol. 9, p. 191-196. <https://doi.org/10.1016/j.aaspro.2016.02.120>
- Omoare, A. M., Oyediran, W. O. 2020. Factors affecting rice farming practices among farmers in Ogun and Niger States, Nigeria. *Journal of Agricultural Extension*, vol. 24, no. 2, p. 92-103.
- Oyewole, S. O., Sennuga, S. O. 2020. Factors influencing sustainable agricultural practices among smallholder farmers in Ogun State of Nigeria. *Asian Journal of Advances in Agricultural Research*, vol. 14, no. 1, p. 17-24. <https://doi.org/10.9734/ajaar/2020/v14i130120>
- Peng, S., Tang, Q., Zou, Y. 2009. Current status and challenges of rice production in China. *Plant Production Science*, vol. 12, no. 1, p. 3-8. <https://doi.org/10.1626/pps.12.3>
- Purba, K. F., Yazid, M., Hasmeda, M., Adriani, D., Tafarini, M. F. 2020. Technical efficiency and factors affecting rice production in tidal lowlands of South Sumatra Province Indonesia. *Potravinarstvo Slovak Journal of Food Sciences*, vol. 14, no. 1, p. 101-111. <https://doi.org/https://doi.org/10.5219/1287>
- Rigby, D., Cáceres, D. 2001. Organic farming and the sustainability of agricultural systems. *Agricultural Systems*, vol. 68, no. 1, p. 21-40. [https://doi.org/10.1016/S0308-521X\(00\)00060-3](https://doi.org/10.1016/S0308-521X(00)00060-3)
- Roche, F. C. 1994. The technical and price efficiency of fertiliser use in irrigated rice production. *Bulletin of Indonesian Economic Studies*, vol. 30, no. 1, p. 59-83. <https://doi.org/10.1080/00074919412331336547>
- Roy, R., Chan, N. W., Rainis, R. 2014. Rice farming sustainability assessment in Bangladesh. *Sustainability Science*, vol. 9, no. 1, p. 31-44. <https://doi.org/10.1007/s11625-013-0234-4>
- Singh, R., Brennan, J., Lacy, J. 2007. Economic assessment of partial adoption of extension programs: the case of the ricecheck program in Australia. *Extension Farming Systems Journal*, vol. 3, no. 1, p. 1-11.
- Statistical Center Bureau of Banyuasin Regency. 2018. *Kabupaten Banyuasin dalam angka (Banyuasin in figures)*. Pangkalan Balai, Indonesia: BPS Kabupaten Banyuasin. 330 p. (In Indonesian). ISSN: 2356-4172
- Taweekul, K., Caldwell, J., Yamada, R., Fujimoto, A. 2010. Assessment of the impact of a farmer-to-farmer learning and innovation scaling out process on technology adaptation, farm income and diversification in Northeast Thailand. *International Journal of Technology Management & Sustainable Development*, vol. 8, no. 2, p. 129-144. <https://doi.org/10.1386/ijtm.8.2.129/1>
- Taylor, D. C., Mohamed, Z. A., Shamsudin, M. N., Mohayidin, M. G., Chiew, E. F. C. 1993. Creating a farmer sustainability index: A Malaysian case study. *American Journal of Alternative Agriculture*, vol. 8, no. 4, p. 175-184. <https://doi.org/10.1017/S0889189300005403>
- Teklewold, H., Kassie, M., Shiferaw, B. 2013. Adoption of multiple sustainable agricultural practices in rural Ethiopia. *Journal of Agricultural Economics*, vol. 64, no. 3, p. 597-623. <https://doi.org/10.1111/1477-9552.12011>
- Terano, R., Mohamed, Z., Shamsudin, M. N., Latif, I. A. 2015. Farmers sustainability index: The case of paddy farmers in state of Kelantan, Malaysia. *Journal of the International Society for Southeast Asian Agricultural Sciences*, vol. 21, no. 1, p. 55-67.
- Thanh, N. V., Yapwattanaphun, C. 2015. Banana farmers' adoption of sustainable agriculture practices in the vietnam uplands: the case of Quang Tri Province. *Agriculture and Agricultural Science Procedia*, vol. 5, p. 67-74. <https://doi.org/10.1016/j.aaspro.2015.08.010>
- The Ministry of Agriculture. 2017. *Daftar periksa budidaya padi (Indonesia rice check)*. Jakarta, Indonesia: Kementan RI. 25 p.
- Tilman, D., Cassman, K. G., Matson, P. A., Naylor, R., Polasky, S. 2002. Agricultural sustainability and intensive production practices. *Nature*, vol. 418, p. 671-677. <https://doi.org/10.1038/nature01014>
- Tsimbiri, P. F., Moturi, W. N., Sawe, J., Henley, P., Bend, J. R. 2015. Health impact of pesticides on residents and horticultural workers in the Lake Naivasha Region, Kenya. *Occupational Diseases and Environmental Medicine*, vol. 3, no. 2, p. 24-34. <https://doi.org/10.4236/odem.2015.32004>
- Veall, M. R., Zimmermann, K. F. 1996. Pseudo-R2 measures for some common limited dependent variable models. *Journal of Economic Surveys*, vol. 10, no. 3, p. 241-259. <https://doi.org/10.1111/j.1467-6419.1996.tb00013.x>
- Wildayana, E., Armanto, M. E. (2018). Dynamics of landuse changes and general perception of farmers on South Sumatra wetlands. *Bulgarian Journal of Agricultural Science*, vol. 24, no. 2, p. 180-188.
- Wildayana, E., Armanto, M. E., Junedi, H. 2017.

Characterizing and analyzing sonar system in peatlands. *Journal of Wetlands Environmental Management*, vol. 5, no. 2, p. 6-13. <https://doi.org/10.20527/jwem.v5i2.108>

Yuan, J., Sha, Z. min, Hassani, D., Zhao, Z., Cao, L. kui. 2017. Assessing environmental impacts of organic and inorganic fertilizer on daily and seasonal greenhouse gases effluxes in rice field. *Atmospheric Environment*, vol. 155, p. 119-128. <https://doi.org/10.1016/j.atmosenv.2017.02.007>

Zahri, I., Adriani, D., Wildayana, E., Sabaruddin, Harun, M. U. 2018. Comparing rice farming appearance of different agroecosystem in South Sumatra, Indonesia. *Bulgarian Journal of Agricultural Science*, vol. 24, no. 2, p. 189-198.

Zeng, M., De Vries, W., Bonten, L. T. C., Zhu, Q., Hao, T., Liu, X., Xu, M., Shi, X., Zhang, F., Shen, J. 2017. Model-based analysis of the long-term effects of fertilization management on cropland soil acidification. *Environmental Science and Technology*, vol. 51, no. 7, p. 3843-3851. <https://doi.org/10.1021/acs.est.6b05491>

Zeweld, W., Van Huylbroeck, G., Tesfay, G., Speelman, S. 2017. Smallholder farmers' behavioural intentions towards sustainable agricultural practices. *Journal of Environmental Management*, vol. 187, p. 71-81. <https://doi.org/10.1016/j.jenvman.2016.11.014>

Acknowledgments:

We would like to gratitude to The Ministry of Research, Technology and Higher Education of Indonesia for a research grant through PMDSU Batch III scholarship and research scheme under grant number 068/SP2H/AMD/LT/DRPM/2020 and joint research fund and the program of enhancement international publication (Sandwich-like) PKPI-PMDSU 2019 under grant number T/2059/D3.2/KD.02.00/2019.

Contact address:

Khairul Fahmi Purba, Universitas Sriwijaya, Faculty of Agriculture, Department of Agribusiness, Jl. Palembang-Prabumulih KM. 32, 30662, Indralaya, South Sumatra, Indonesia, Tel. + 6283196328464,

E-mail: khairulfahmi@student.pps.unsri.ac.id

ORCID: <https://orcid.org/0000-0003-2982-5041>

*Muhammad Yazid, Universitas Sriwijaya, Faculty of Agriculture, Department of Agribusiness, Jl. Palembang-Prabumulih KM. 32, 30662, Indralaya, South Sumatra, Indonesia, Tel. + 628153800550,

E-mail: yazid_ppmal@yahoo.com

ORCID: <https://orcid.org/0000-0003-0374-9132>

Mery Hasmeda, Universitas Sriwijaya, Faculty of Agriculture, Department of Agronomy, Jl. Palembang-Prabumulih KM. 32, 30662, Indralaya, South Sumatra, Indonesia, Tel. + 628127126579,

E-mail: m_hasmeda@yahoo.com

ORCID: <https://orcid.org/0000-0001-7462-6282>

Dessy Adriani, Universitas Sriwijaya, Faculty of Agriculture, Department of Agribusiness, Jl. Palembang-Prabumulih KM. 32, 30662, Indralaya, South Sumatra, Indonesia, Tel. + 628163286036,

E-mail: dessyadriani@fp.unsri.ac.id

ORCID: <https://orcid.org/0000-0002-0772-5253>

Meitry Firdha Tafari, Universitas Sriwijaya, Faculty of Agriculture, Department of Agribusiness, Jl. Palembang-Prabumulih KM. 32, 30662, Indralaya, South Sumatra, Indonesia, Tel. + 6281369699331,

E-mail: meitrytafarini@student.pps.unsri.ac.id

ORCID: <https://orcid.org/0000-0002-9857-1367>

Corresponding author: *

[Potravinarstvo] Submission Acknowledgement

Dari: Ing. Peter Zajác, PhD. (editor@potravinarstvo.com)

Kepada: yazid_ppmal@yahoo.com; m_hasmeda@yahoo.com; dessyadriani@fp.unsri.ac.id;
meitrytafarini@student.pps.unsri.ac.id

Tanggal: Senin, 28 September 2020 pukul 15.00 GMT+7

Hello,

Khairul Fahmi Purba has submitted the manuscript, "Sustainability of rice farming practices in tidal swamplands of South Sumatra Indonesia" to Potravinarstvo Slovak Journal of Food Sciences.

If you have any questions, please contact me. Thank you for considering this journal as a venue for your work.

Ing. Peter Zajác, PhD.

**BUKTI FIRST DAN SECOND REVIEW SERTA
RESUBMIT ARTIKEL
(30 Oktober 2020 dan 19 November 2020)**

Sustainability of rice farming practices in tidal swamplands of South Sumatra Indonesia

Khairul Fahmi Purba, Muhammad Yazid, Mery Hasmeda, Dessy Adriani, Meitry Firdha Tafari

ABSTRACT

Tidal swamplands are considered the national food security platform in Indonesia. Residues from the excessive chemical input used in the rice production affecting the environment, farmers' health and the safety of the product. Similarly, one can expect that excessive chemical use in tidal swamplands can also threaten rice production system sustainability. This study aimed to assess and identify factors influencing the sustainability of rice farming practices in tidal swamplands of South Sumatra, Indonesia. A survey was carried out to obtain information through direct interviews with 150 farmers in Muara Telang, South Sumatra, Indonesia. The Indonesia rice check was employed as indicators to assess the sustainability of rice farming practices in tidal swamplands. A percentage index was to categorize the sustainability status. A regression analysis with the Tobit model was applied to identify factors influencing the sustainability of rice farming practices. The result showed that the average sustainability index was 25.53%. It indicated rice farming practices in tidal swamplands tend to be unsustainable. The significant factors influencing the sustainability of rice farming practices were farmer's education and household size. A policy recommendation is proposed to enhance the implementation of sustainable agriculture practices by the rice farmers in tidal swamplands.

Keywords: index; rice check; rice farm; sustainable agriculture; tidal swampland

INTRODUCTION

Suboptimal lands have an essential role in the food security of Indonesia. One of the suboptimal land types in Indonesia is tidal swamplands. Tidal swamplands are located close to the sea or river such that water availability in tidal swamplands for rice cultivation depends on the tides. The difference between irrigated rice fields and tidal swamplands is water management. There are some primary, secondary, and tertiary canals to the rice field that has sufficient water availability (Widjaja-Adi, Ratmini and Swastika, 1997). Tidal swamplands are available in some region of Indonesia such as Sumatra, Kalimantan, Papua and Sulawesi only. The biggest area of tidal swamplands in Sumatra is in South Sumatra Province. Tidal swamplands were a government reclamation project in the 1970s. The project involved migrants from Java Island to Sumatra Island. The reclaimed area is cultivated for rice farming. The total area of tidal swamplands in South Sumatra is 266,674 hectares and 161,917 hectares are in Banyuasin Regency (Statistical Center Bureau of Banyuasin Regency, 2018). It indicates that a potential exists for food security. Therefore, tidal swamplands are recognized as the food barn of South Sumatra. However, some problems such as pyrite or FeS₂, peat, soil acidity, salinity, and others threaten the productivity of tidal swamplands (Wildayana

and Armanto, 2018). Furthermore, the farmers in tidal swamplands still cultivate rice using chemicals such as pesticides, insecticides and fungicides excessively and intensively (Roche, 1994; Zahri et al., 2018). It was caused by the label of chemicals stating the chemicals will not reduce rice production. The most used pesticide by the farmers is pesticide containing high toxicity (Amir et al., 2012). Some factors influencing the excess chemical use are behavior, perception, and lack of knowledge (Jallow et al., 2017). The problems can be threats to the ecology of tidal swamplands.

Many studies from some countries such as Australia (Cohen, 2007), Kenya (Tsimbiri et al., 2015), and Indonesia (Mariyono, Kuntariningsih and Kompas, 2018) stated that ecology degradation and decreased farmers' health occurred because of the chemical use such as pesticide, fertilizer and others. The state is supported by a phenomenon in which farmers still use chemicals in higher doses than recommended (Chauhan and Singhal, 2006). The impacts of excess chemical uses in the long-term are environmental degradation, CO₂ emission, health problem, externality and others (Yuan et al., 2017; Zeng et al., 2017). Therefore, preventive action should be taken.

In term of food safety, excess chemical use affects rice quality (Hong-xing et al., 2017). Many chemical residues

are found in rice (Añasco et al., 2010). So the food safety of rice is still in doubt. The case was caused by sustainable agriculture practices that have not been implemented properly. Therefore, it is also important to note that agricultural practices or agriculture production systems must be eco-friendly (Mishra, 2013). So that the rice produced by farmers obtains a worthy price and good quality according to food safety criteria. Sustainable agriculture practices can improve yield and farmers' income. The recent studies investigated socio-economic factors influencing sustainable agriculture practices such as age, household size, education, farm size and others (Prokopy et al., 2008; Tey et al., 2014; Dessart, Barreiro-Hurlé and Bavel, 2019).

Based on the problems above, a study regarding the sustainability of rice farming practices in tidal swamplands is a concern to monitor the tidal swamplands' environment. One of the tools to assess the sustainability of rice farming practices is a rice check. The rice check first appeared in 1986 by the Department of Agriculture New South Wales, Australia. The goal is to improve the quantity and quality of rice production and as a recommendation and learning platform for farmers. The rice check helped the farmers to figure out when the crops must be provided fertilizer, chemicals and others so that the chemicals do not damage the environment and agricultural resources in Australia. Furthermore, The Australia rice check includes the allowed pesticides, appropriate application methods of chemicals and the proper doses accord to the recommendation. The document educated the Australian farmers not to use the chemical excessively. The Australia rice check is targeted to achieve rice production 6 to 8 t.ha⁻¹. Singh, Brennan and Lacy (2007) explained that the Australia rice check changed Australian farmers' behavior and agriculture practices. The Australian farmers also got the benefit through increasing rice production.

In Malaysia, the Malaysian rice check was introduced in 2002 by the Department of Agriculture Malaysia. The farmers were expected to pay attention to their rice farm. The chemical uses were regulated on the document as well. Furthermore, the sustainability indicator of rice farming practices in Vietnam was issued by The Ministry of Agriculture and Rural Development Vietnam in 2008. The document was well known as Vietnam Good Agricultural Practice (Viet GAP). The indicators emphasized chemical use, post-harvest process, and marketing of rice.

According to Tilman et al. (2002), the sustainability of agricultural production practices needs to be assessed for food security and safety strategy. Thus, this study aimed to assess and identify factors influencing the sustainability of rice farming practices in tidal swamplands. Furthermore, research on the sustainability assessment of rice farming practices in tidal swamplands does not exist yet. So this study is necessary to be carried out.

Scientific hypothesis

This study had two hypotheses:

1. The rice farming practices are sustainable in tidal swamplands.
2. We are expecting age, education, household size, farm size and farming experience influence the sustainability of rice farming practices.

MATERIAL AND METHODOLOGY

Study area

This study was conducted in Muara Telang, South Sumatra, Indonesia. The location was considered because it is the biggest area of tidal swampland's agriculture for rice production. The total area of Muara Telang is 341.57 km². The location is also a production center of tidal swampland rice in South Sumatra Province. Muara Telang District is a tidal swamp area with an altitude of 0.5 m to 2.25 m above sea level. The average monthly temperature is 27 °C. The relative humidity is 87%. The average annual rainfall is approximately 2,400 mm. The region has topography with a land slope of less than 3%. It is very potential for the development area of food crops, particularly rice.

Data Collection

The primary data were collected through face-to-face interviews with the farmers. The 150 farmers were chosen by a simple random sampling technique since the area is similarly affected by tidal water. Some questions regarding the farmers' socioeconomic situation were addressed, i.e., age, education, household size, farm size, and farming experience. This study also covered several agricultural input use information such as seed, fertilizer (nitrogen, phosphor, and potassium), and chemical (herbicide, pesticide, and fungicide).

The Indonesia rice check was employed as indicators to assess the sustainability of rice farming practices in tidal swamplands. The rice check is a guideline document of sustainable rice farming practices. There were 24 rice farming practices used as indicators. The practices and indicators have been modified to be suitable for tidal swamplands. The sustainability assessment worksheet for rice farming practices was provided as a questionnaire in **Table 1**. The Indonesia rice check was presented by The Ministry of Agriculture Indonesia in 2017. It referred to the Australia rice check. It emphasized farmers to achieve optimal rice production. The document is a result of the agreement among researchers, farmers and agricultural extension officers based on 3 aspects of sustainability which are social, economic and ecology. By adopting the rice check, The Indonesia Government expected the farmers had adopted the best technology to achieve optimal and sustainable rice production (**The Ministry of Agriculture, 2017**)

Data Analysis

The sustainability indexing of rice farming practices referred to Taylor et al. (1993). The farmers applying practices based on the sustainability assessment worksheet or questionnaire would be given a score of 1. However, the farmers who do not apply practices based on the questionnaire would be given a score of 0 or negative. The sustainability index value of rice farming practices was built on a range of 0 to 100%. It was created to obtain tangible results and facilitate the comparison of numerical scales among the rice farmers.

Table 1 Sustainability assessment worksheet for rice farming practices.

Indicators of Rice Farming Practices	Amount or Frequency	Max Score	Min Score
Seedling (Rice check 1,2,3)			
Planting time	Not Following = 0, Oct-Dec = 1	1	0
Variety	Not Following = 0, Mekongga, Ciherang, Inpari 30 Ciherang Sub 1 = 1	1	0
Amount of seeds (80 kg.ha ⁻¹)	<80 kg.ha ⁻¹ = 0, 80 kg.ha ⁻¹ = 1, >80 kg.ha ⁻¹ = -1	1	-1
Land preparation (Rice check 4,6)			
Depth (20 – 40 cm)	Not Following = 0, within 20 – 40 cm = 1	1	0
Planting distance (20 × 20cm)	Not Following = 0, within 20 × 20 cm = 1	1	0
Fertilizer (Rice check 7)			
Timing	Not Following = 0, within 15 – 20 days = 1	1	0
1 st application (15 – 20 days after planting)			
2 nd application (35 – 40 days after planting)	Not Following = 0, within 35 – 40 days = 1	1	0
3 rd application (50 – 55 days after planting)	Not Following = 0, within 50 – 55 days = 1	1	0
Amount of N fertilizer (200 kg.ha ⁻¹)	<200 kg.ha ⁻¹ = 0, 200 kg.ha ⁻¹ = 1, >200 kg.ha ⁻¹ = -1	1	-1
Amount of P fertilizer (75 kg.ha ⁻¹)	<75 kg.ha ⁻¹ = 0, 75 kg.ha ⁻¹ = 1, >75 kg.ha ⁻¹ = -1	1	-1
Amount of K fertilizer (50 kg.ha ⁻¹)	<50 kg.ha ⁻¹ = 0, 50 kg.ha ⁻¹ = 1, >50 kg.ha ⁻¹ = -1	1	-1
Organic fertilizer (Livestock dung, etc.)	No = 0 Used = 1	1	0
Weed Control (Rice Check 9)			
Frequency (herbicide use)	2 times = 0, 0 – 1 = 1, over 3 times = -1	1	-1
Amount of herbicide (5 L.ha ⁻¹)	<5 L.ha ⁻¹ = 0, 5 L.ha ⁻¹ = 1, >5 L.ha ⁻¹ = -1	1	-1
Organic herbicide	No = 0, Used = 1	1	0
Pulling up weeds by hands	No = 0, Yes = 1	1	0
Pest Control (Rice Check 10)			
Frequency (insecticide use)	2 times = 0, 0 – 1 time = 1, over 3 times = -1	1	-1
Amount of insecticide (5 L.ha ⁻¹)	<5 L.ha ⁻¹ = 0, 5 L.ha ⁻¹ = 1, >5 L.ha ⁻¹ = -1	1	-1
Organic insecticide	No = 0, Used = 1	1	0
Disease Control (Rice Check 10)			
Frequency (fungicide use)	2 times = 0, 0 – 1 time = 1, over 3 times = -1	1	-1
Amount of fungicide (5 L.ha ⁻¹)	<5 L.ha ⁻¹ = 0, 5 L.ha ⁻¹ = 1, >5 L.ha ⁻¹ = -1	1	-1
Organic fungicide	No = 0, Used = 1	1	0
Water Management (Rice Check 8,12,13)			
Following irrigate and drainage schedule	Yes = 0, No = 1	1	0
Observing depth of water	Yes = 0, No = 1	1	0
Total Score		24	-10

Table 2 Sustainability index of rice farming practices.

Sustainability index value (%)	Category
>70.0	Sustainable
60.1 – 70.0	Somewhat sustainable
50.1 – 60.0	Intermediate sustainable
40.1 – 50.0	Possibly quite unsustainable
20.0 – 40.0	Possibly unsustainable
<20.0	Possibly very unsustainable

Then, the values were categorized according to the sustainability index. The six categories for the sustainability index of rice farming practices are in **Table 2**.

Furthermore, regression analysis with the Tobit model was applied to identify the factors influencing the sustainability of rice farming practices. The Tobit model was applied because the model can estimate and accommodate bias on

censored data. The data structure of the sustainability index of rice farming practices or dependent variable (Y) is known as censored data because there were some values of zero (0) on observation data or index. The independent variables (X) used were the socio-economic characteristics of the farmer. **Igbokwe (2000)** reported that the socio-economic characteristics of farmers influenced rice farming practices. Therefore, the independent variables used in this study were age (X₁), education (X₂), household size (X₃), farm size (X₄), and farming experience (X₅). A regression equation with the Tobit model created in this study was:

$$\begin{aligned}
 Y_i^* &= \alpha + \beta_1 X_1 + \beta_2 X_2 + \beta_3 X_3 + \beta_4 X_4 + \beta_5 X_5 + u_i \\
 Y_i &= Y_i^* \text{ if } Y_i^* > 0 \\
 Y_i &= 0 \text{ if } Y_i^* \leq 0
 \end{aligned}
 \tag{1}$$

Where Y_i^{*} denotes the sustainability index of rice farming practices. α is the intercept of the model. β₁...β_n (n = 1, 2, 3...) are estimated parameters. Then, X₁, X₂, X₃, X₄, and X₅ represent age, education, household size, farm size and farming experience respectively. u_i indicates an error term.

Statistical analysis

Two statistical analysis were used in this study. The descriptive statistics were performed in Microsoft Excel 2010. Furthermore, the data analysis for the parametric statistics which was regression analysis with the Tobit model was performed in STATA 15.1. The p-values used for this study were p < 1%; 5% and 10%.

RESULTS AND DISCUSSION

Socio-economic characteristics and input uses of rice farmers in tidal swamplands

The socio-economic characteristics of rice farmers in Muara Telang can be seen in **Table 3**. The majority of farmers are still in productive age. Therefore, they are still able to cultivate rice and work on rice farms. The farmers' education in tidal swamplands is still low. The average farmers' formal education is to 7.72 years. It indicates that the farmers got an education in primary school only. The average household size is two or three people. A farmer's household usually consists of the farmer, his wife and one child or two children (unmarried). However, some farmers have more than two children and the minority of them live alone since his wife passed away and his children married and moved to the city. Furthermore, the average farmers' farm size is 4.72 ha. The farmers got a grant which was 2 ha of rice farms from the government. However, some of them sold rice farms. Moreover, some of them have 8 ha or more. Consequently, some farmers have smaller rice farms. The average farming experience of farmers is over 20 years.

Farming is the main job in Muara Telang. The farmers cultivated rice and worked in the rice farm or wetland before becoming migrants in the reclamation project of tidal swamplands in the 1970s.

This study found that excess agricultural input uses tidal swamplands (**Purba et al., 2020**). The average seed use was 85.82 kg.ha⁻¹ (**Table 4**). The case was occurred due to the cultivation system in tidal swamplands. The cultivation system in tidal swamplands is direct seed spreading. It is well-known as *sonor*. It is carried out without seedling. The practice is also followed by burning the land for land clearing. It is one of the cases that trigger unsustainability (**Wildayana, Armanto and Junedi, 2017**). The impact of the practice was no regulated depth and planting distance. Besides, some farmers still used the local variety with limited technology. It made the sustainability score of rice farming practices low.

This study found that the fertilizer and chemical uses in tidal swamplands were still high. Based on the government recommendation, the fertilizer uses for nitrogen, phosphor and potassium should be 200 kg.ha⁻¹, 75 kg.ha⁻¹ and 50 kg.ha⁻¹ respectively (**The Ministry of Agriculture, 2017**). The case is in line with **Han and Zhao (2009)** that the farmers in China also use a higher amount of fertilizer than it is recommended. The chemical uses for pest and disease control such as herbicide, insecticide and fungicide are also higher than the recommendation. The recommendation of chemical uses is 5 L.ha⁻¹ for herbicide, insecticide and fungicide respectively. **Abhilash and Singh (2009)** reported that chemical uses in India were higher than the recommendation. The chemical uses would be possible to increase and would threaten the sustainability of tidal swamplands.

Assessment of rice farming practices sustainability in tidal swamplands

The average index of rice farming practices sustainability in tidal swamplands was 25.53%. It means rice farming practices were in the category of possibly unsustainable. It occurred because some farmers indeed carried out sustainable agriculture practice but only the easy practices such as pulling up weeds by hands, the timing of fertilizer application and others. The farmers disregarded the important practices in sustainable agriculture like the amount of fertilizer and chemicals (**Mishra et al., 2018**). The maximum index was 72.73. Despite there was a farmer in the category of sustainable, no farmer has a perfect performance in sustainable agriculture practices with a score of 100% (**Table 5**).

Table 3 Socio-economic characteristics of rice farmers.

Variables	Mean	Std. Deviation
Age (year)	44.74	11.45
Education (year)	7.72	3.25
Household size (individual)	2.56	1.21
Farm size (ha)	4.72	3.93
Farming experience (year)	24.25	11.34

Table 6 Result of regression analysis with Tobit model.

Variables	Coefficient	Std. Error	t-stat	p
Constant	-5.14	1.87	-2.75	0.01**
Age	0.09	0.60	0.15	0.39
Education	1.70	0.20	8.50	0.00***
Household size	4.59	0.58	7.91	0.00***
Farm size	0.05	0.19	0.26	0.385
Farming experience	-0.28	0.15	-1.87	0.070*
Pseudo R ²	0.69			
p > Chi-square	0.00			

Note: ***= Significant at $p < 0.01$; **= Significant at $p < 0.05$; *= Significant at $p < 0.10$.

Add some nice picture, photography of tidal swamplands here

Figure 2 Tidal swamplands of South Sumatra Indonesia.

Furthermore, over 50% of the farmers were in the category of possibly unsustainable. Moreover, 71 rice farmers (32.27%) were in the worst category, namely possibly very unsustainable. Then, 34 rice farmers (15.45%) had a sustainability index in the category of possibly quite unsustainable. There was one farmer in the category of intermediate sustainable, somewhat sustainable and sustainable (**Figure 1**). The farmer in the sustainable category can be a role model for farmer-to-farmer learning so that the other farmers would adopt and apply sustainable agriculture practices. The farmer-to-farmer learning can improve social capital, income and technology adoption (**Taweekul et al., 2010**). The agricultural extension officers also are needed to enhance farmers' knowledge related to sustainable farming practices. The agricultural extension role is expected can improve the adoption of sustainable agriculture practices for the farmers (**Hosseini, Mohammadi and Mirdamadi, 2011; Anang, Bäckman and Sipiläinen, 2020**). Most of the farmers were in the possibly unsustainable category. The finding is supported by some studies in Malaysia. The studies explained that rice farming practices were possibly unsustainable in granary areas of Malaysia (**Mohamed et al., 2016a**) and Kelantan (**Terano et al., 2015**). The majority of farmers were unsustainable for rice farming practices with a score of less than 40%. A study by **Roy, Chan and Rainis (2014)** showed that more than 50% of the rice farming were unsustainable in Bangladesh. The main cause of the case is excessive and intensively chemical use.

Factors influencing the sustainability of rice farming practices in tidal swamplands

According to **Veall and Zimmermann (1996)**, if the value of Pseudo R² is adequate (>50%), the Tobit model is fit. The value of Pseudo R² in this study was 69%. The result of the regression analysis with the Tobit model is provided in **Table 6**. The intercepts of the model were negative. It indicated the sustainability of rice farming practices in tidal swamplands is unsustainable. The result was supported by the previous finding revealing the sustainability of rice farming practices in tidal swamplands is possibly unsustainable with the score index range of 20 to 40%. Age had a positive value. However, it does not significantly influence the sustainability of rice farming practices in tidal swamplands. (**Mohamed et al., 2016b**) also declared that age is not a determinant factor in the sustainability of rice farming practices in Malaysia.

Education was positive and significantly affected the sustainability of rice farming practices in tidal swamplands. It occurred since some farmers began to aware of the environmental issue and sustainability (**Francis and Porter, 2011**). The farmers got information from television or social media regarding sustainable agriculture. Currently, the role of electronic media is important to build the capacity of farmers (**Zeweld et al., 2017**). It is such an informal education that can improve the farmers' knowledge regarding sustainable agriculture. Education significantly influenced sustainable agriculture practices in

Nigeria (Omoare and Oyediran, 2020), Vietnam (Thanh and Yapwattanaphun, 2015) and the USA (D'Souza, Cyphers and Phipps, 1993).

Furthermore, household size had a significant value on the sustainability of rice farming practices in tidal swamplands. The household size significantly influenced sustainable agriculture practices in the Philippines (Mariano, Villano and Fleming, 2012) and Ethiopia (Kassie et al., 2009). The household size in agriculture is related to labor. Labor availability is important in sustainable agriculture (Teklewold, Kassie and Shiferaw, 2013). The rice farmers in tidal swamplands employed family labor on the rice farm. The case occurred because sustainable agriculture required more labor than conventional agriculture (Rigby and Cáceres, 2001). The most of inputs used for rice farms with sustainable farming practices must be made by own. Economically, the farmers can save some money to pay hired laborers if the farmers employed the family laborers. It is a reason why household size influences the sustainability of rice farming practices. However, the current case that occurred in the tidal swampland is the labor forces move to an urban area. The labor forces seek a job in the city as construction laborers or others. The decreasing force labor in agriculture would threaten rural development (Peng, Tang and Zou, 2009).

The other finding obtained that farm size did not influence the sustainability of rice farming practices in tidal swamplands. The tidal swamplands owned by farmers are fragmented. Therefore, the farmers are tough to manage and maintain their rice farms sustainably. The other reason is if a farmer carried out sustainable agriculture practices but the surrounding farmers did not; the surrounding farmers' chemical will pollute the rice farm with sustainable agriculture practices. This finding is also in line with Terano et al. (2015) and Mohamed et al. (2016b) that farm size did not affect the sustainability of rice farming practices significantly in Malaysia.

The farming experience negatively influences the sustainability of rice farming practices in tidal swamplands. The farming experience had a negative value on the sustainable agriculture practices of farmers in Bangladesh (Ghosh and Hasan, 2013) and Nigeria (Oyewole and Sennuga, 2020). The experienced farmers were not willing to change their rice farming practices. They think that they can get the input easily. They also think that sustainable rice farming practices are difficult and spend much of their time. It is required a way to change their paradigm to achieve sustainable agriculture. The ways are through training, field school, empowerment program, or others (Berg et al., 2020).

CONCLUSION

This study concluded that rice farming practices in tidal swamplands were unsustainable. The majority of farmers had an average sustainability index of 25.53%. It indicated that rice farming practices in tidal swamplands were possibly unsustainable. The factors affecting the sustainability of rice farming practices in tidal swamplands were education and household size. In terms of policy recommendations, farmer-to-farmer learning and extension are considered to encourage and educate the farmers to implement sustainable agriculture practices. Also, an empowerment program for the young generation in tidal

swamplands must be considered to prevent labor movement from the agriculture sector in the rural area to the industry sector in the urban area.

REFERENCES

- Abhilash, P. C., Singh, N. 2009. Pesticide use and application: An Indian scenario. *Journal of Hazardous Materials*, vol. 165, no. 1-3, p. 1-12. <https://doi.org/10.1016/j.jhazmat.2008.10.061>
- Amir, H. M., Shamsudin, M. N., Mohamed, Z. A., Husein, M. A., Radam, A. 2012. Economic evaluation of rice ipm practices in MADA, Malaysia. *Journal of Economics and Sustainable Development*, vol. 3, no. 9, p. 47-56.
- Anang, B. T., Bäckman, S., Sipiläinen, T. 2020. Adoption and income effects of agricultural extension in Northern Ghana. *Scientific African*, vol. 7, p. 1-17. <https://doi.org/10.1016/j.sciaf.2019.e00219>
- Añasco, N., Uno, S., Koyama, J., Matsuoka, T., Kuwahara, N. 2010. Assessment of pesticide residues in freshwater areas affected by rice paddy effluents in Southern Japan. *Environmental Monitoring and Assessment*, vol. 160, no. 1-4, p. 371-383. <https://doi.org/10.1007/s10661-008-0701-z>
- Berg, H. D., Katelaar, J. W., Dicke, M., Fredrix, M. 2020. Is the farmers field school still relevant? Case studies from Malawi and Indonesia. *NJAS-Wageningen Journal of Life Sciences*, vol. 92, no. 1, p. 1-13. <https://doi.org/10.1016/j.njas.2020.100329>
- Chauhan, R. S., Singhal, L. 2006. Harmful effects of pesticides and their control through cowpathy. *International Journal of Cow Science*, vol. 2, no. 1, p. 61-70.
- Cohen, M. 2007. Environmental toxins and health-The health impact of pesticides. *Australian Family Physician*, vol. 36, no. 12, p. 1002-1004.
- Dessart, F. J., Barreiro-Hurlé, J., Bavel, R. V. 2019. Behavioural factors affecting the adoption of sustainable farming practices: a policy-oriented review. *European Review of Agricultural Economics*, vol. 46, no. 3, p. 417-471. <https://doi.org/10.1093/erae/jbz019>
- D'Souza, G., Cyphers, D., Phipps, T. 1993. Factors affecting the adoption of sustainable agricultural practices. *Agricultural and Resource Economics Review*, vol. 22, no. 2, p. 159-165. <https://doi.org/10.1017/s1068280500004743>
- Francis, C. A., Porter, P. 2011. Ecology in sustainable agriculture practices and systems. *Critical Reviews in Plant Sciences*, vol. 30, no. 1-2, p. 64-73. <https://doi.org/10.1080/07352689.2011.554353>
- Ghosh, M. K., Hasan, S. S. 2013. Farmers' attitude towards sustainable agricultural practices. *Bangladesh Research Publication Journal*, vol. 8, no. 4, p. 227-234.
- Han, H., Zhao, L. 2009. Farmers' character and behavior of fertilizer application -evidence from a survey of Xinxiang County, Henan Province, China. *Agricultural Sciences in China*, vol. 8, no. 10, p. 1238-1245. [https://doi.org/10.1016/S1671-2927\(08\)60334-X](https://doi.org/10.1016/S1671-2927(08)60334-X)
- Hong-xing, X., Ya-jun, Y., Yan-hui, L., Xu-song, Z., Jun-ce, T., Feng-xiang, L., Qiang, F., Zhong-xian, L. 2017. Sustainable management of rice insect pests by non-chemical-insecticide technologies in China. *Rice Science*, vol. 24, no. 2, p. 61-72. <https://doi.org/10.1016/j.rsci.2017.01.001>
- Hosseini, S. J. F., Mohammadi, F., Mirdamadi, S. M. 2011. Factors affecting environmental, economic and social aspects of sustainable agriculture in Iran. *African Journal of Agricultural Research*, vol. 6, no. 2, p. 451-457. <https://doi.org/10.5897/AJAR10.954>
- Igbokwe, E. M. 2000. The relationship between socio-economic variables and adaptation rate of rice farmers in The

- Awgu agricultural zone, Enugu State. *Journal of Agricultural Extension*, vol. 4, p. 9-14.
- Jallow, M. F. A., Awadh, D. G., Albaho, M. S., Devi, V. Y., Thomas, B. M. 2017. Pesticide risk behaviors and factors influencing pesticide use among farmers in Kuwait. *Science of the Total Environment*, vol. 574, p. 490-498. <https://doi.org/10.1016/j.scitotenv.2016.09.085>
- Kassie, M., Zikhali, P., Manjur, K., Edwards, S. 2009. Adoption of sustainable agriculture practices: Evidence from a semi-arid region of Ethiopia. *Natural Resources Forum*, vol. 33, no. 3, p. 189-198. <https://doi.org/10.1111/j.1477-8947.2009.01224.x>
- Mariano, M. J., Villano, R., Fleming, E. 2012. Factors influencing farmers' adoption of modern rice technologies and good management practices in the Philippines. *Agricultural Systems*, vol. 110, p. 41-53. <https://doi.org/10.1016/j.agsy.2012.03.010>
- Mariyono, J., Kuntariningsih, A., Kompas, T. 2018. Pesticide use in Indonesian vegetable farming and its determinants. *Management of Environmental Quality: An International Journal*, vol. 29, no. 2, p. 305-323. <https://doi.org/10.1108/MEQ-12-2016-0088>
- Mishra, B., Gyawali, B. R., Paudel, K. P., Poudyal, N. C., Simon, M. F., Dasgupta, S., Antonious, G. 2018. Adoption of sustainable agriculture practices among farmers in Kentucky, USA. *Environmental Management*, vol. 62, no. 6, p. 1060-1072. <https://doi.org/10.1007/s00267-018-1109-3>
- Mishra, M. 2013. Role of eco-friendly agricultural practices in Indian agriculture development. *International Journal of Agriculture and Food Science Technology (IJAFST)*, vol. 4, no. 2, p. 11-15.
- Mohamed, Z., Terano, R., Shamsudin, M. N., Latif, I. A. 2016a. Paddy farmers' sustainability practices in Granary areas in Malaysia. *Resources*, vol. 5, no. 2, p. 1-11. <https://doi.org/10.3390/resources5020017>
- Mohamed, Z., Terano, R., Sharifuddin, J., Rezai, G. 2016b. Determinants of paddy farmer's unsustainability farm practices. *Agriculture and Agricultural Science Procedia*, vol. 9, p. 191-196. <https://doi.org/10.1016/j.aaspro.2016.02.120>
- Omoare, A. M., Oyediran, W. O. 2020. Factors affecting rice farming practices among farmers in Ogun and Niger States, Nigeria. *Journal of Agricultural Extension*, vol. 24, no. 2, p. 92-103. <https://doi.org/10.4314/jae.v24i2.10>
- Oyewole, S. O., Sennuga, S. O. 2020. Factors influencing sustainable agricultural practices among smallholder farmers in Ogun State of Nigeria. *Asian Journal of Advances in Agricultural Research*, vol. 14, no. 1, p. 17-24. <https://doi.org/10.9734/ajaar/2020/v14i130120>
- Peng, S., Tang, Q., Zou, Y. 2009. Current status and challenges of rice production in China. *Plant Production Science*, vol. 12, no. 1, p. 3-8. <https://doi.org/10.1626/pps.12.3>
- Prokopy, L.S., Floress, K., Klotthor-Weinkauff, D., Baumgart-Getz, A. 2008. Determinants of agricultural best management practice adoption: Evidence from the literature. *Journal of Soil and Water Conservation*, vol. 63, no. 5, p. 300-311. <https://doi.org/10.2489/jswc.63.5.300>
- Purba, K. F., Yazid, M., Hasmeda, M., Adriani, D., Tafari, M. F. 2020. Technical efficiency and factors affecting rice production in tidal lowlands of South Sumatra Province Indonesia. *Potravinarstvo Slovak Journal of Food Sciences*, vol. 14, no. 1, p. 101-111. <https://doi.org/10.5219/1287>
- Rigby, D., Cáceres, D. 2001. Organic farming and the sustainability of agricultural systems. *Agricultural Systems*, vol. 68, no. 1, p. 21-40. [https://doi.org/10.1016/S0308-521X\(00\)00060-3](https://doi.org/10.1016/S0308-521X(00)00060-3)
- Roche, F. C. 1994. The technical and price efficiency of fertiliser use in irrigated rice production. *Bulletin of Indonesian Economic Studies*, vol. 30, no. 1, p. 59-83. <https://doi.org/10.1080/00074919412331336547>
- Roy, R., Chan, N. W., Rainis, R. 2014. Rice farming sustainability assessment in Bangladesh. *Sustainability Science*, vol. 9, no. 1, p. 31-44. <https://doi.org/10.1007/s11625-013-0234-4>
- Singh, R., Brennan, J., Lacy, J. 2007. Economic assessment of partial adoption of extension programs: the case of the ricecheck program in Australia. *Extension Farming Systems Journal*, vol. 3, no. 1, p. 1-11.
- Statistical Center Bureau of Banyuasin Regency. 2018. *Kabupaten Banyuasin dalam angka (Banyuasin in figures)*. Pangkalan Balai, Indonesia: BPS Kabupaten Banyuasin. 330 p. (In Indonesian)
- Taweekul, K., Caldwell, J., Yamada, R., Fujimoto, A. 2010. Assessment of the impact of a farmer-to-farmer learning and innovation scaling out process on technology adaptation, farm income and diversification in Northeast Thailand. *International Journal of Technology Management & Sustainable Development*, vol. 8, no. 2, p. 129-144. <https://doi.org/10.1386/ijtm.8.2.129/1>
- Taylor, D. C., Mohamed, Z. A., Shamsudin, M. N., Mohayidin, M. G., Chiew, E. F. C. 1993. Creating a farmer sustainability index: A Malaysian case study. *American Journal of Alternative Agriculture*, vol. 8, no. 4, p. 175-184. <https://doi.org/10.1017/S0889189300005403>
- Teklewold, H., Kassie, M., Shiferaw, B. 2013. Adoption of multiple sustainable agricultural practices in rural Ethiopia. *Journal of Agricultural Economics*, vol. 64, no. 3, p. 597-623. <https://doi.org/10.1111/1477-9552.12011>
- Terano, R., Mohamed, Z., Shamsudin, M. N., Latif, I. A. 2015. Farmers sustainability index: The case of paddy farmers in state of Kelantan, Malaysia. *Journal of the International Society for Southeast Asian Agricultural Sciences*, vol. 21, no. 1, p. 55-67.
- Tey, Y. S., Li, E., Bruwer, J., Abdullah, A. M., Brindal, M., Radam, A., Ismail, M. M., Darham, S. 2014. The relative importance of factors influencing the adoption of sustainable agricultural practices: a factor approach for Malaysian vegetable farmers. *Sustainability Science*, vol. 9, no. 1, p. 17-29. <https://doi.org/10.1007/s11625-013-0219-3>
- Thanh, N. V., Yapwattanaphun, C. 2015. Banana farmers' adoption of sustainable agriculture practices in the Vietnam uplands: the case of Quang Tri Province. *Agriculture and Agricultural Science Procedia*, vol. 5, p. 67-74. <https://doi.org/10.1016/j.aaspro.2015.08.010>
- The Ministry of Agriculture. 2017. *Daftar periksa budidaya padi (Indonesia rice check)*. Jakarta, Indonesia: Kementan RI. 25 p. (In Indonesian)
- The Ministry of Agriculture. 2007. *Acuan penetapan rekomendasi pupuk N, P, dan K pada lahan sawah spesifik lokasi (Reference for the recommendation of N, P, and K fertilizers in location-specific paddy fields)*. Jakarta, Indonesia: Kementan RI. 230 p. (In Indonesian)
- Tilman, D., Cassman, K. G., Matson, P. A., Naylor, R., Polasky, S. 2002. Agricultural sustainability and intensive production practices. *Nature*, vol. 418, p. 671-677. <https://doi.org/10.1038/nature01014>
- Tsimbiri, P. F., Moturi, W. N., Sawe, J., Henley, P., Bend, J. R. 2015. Health impact of pesticides on residents and horticultural workers in the Lake Naivasha Region, Kenya. *Occupational Diseases and Environmental Medicine*, vol. 3, no. 2, p. 24-34. <https://doi.org/10.4236/odem.2015.32004>
- Veall, M. R., Zimmermann, K. F. 1996. Pseudo-R2 measures for some common limited dependent variable models. *Journal*

of *Economic Surveys*, vol. 10, no. 3. p. 241-259.
<https://doi.org/10.1111/j.1467-6419.1996.tb00013.x>

Widjaja-Adi, I. P. G., Ratmini, N. P. S., Swastika, I. W. 1997. *Pengelolaan tanah dan air di lahan pasang surut (Soil and water management in tidal lowlands)* Jakarta, Indonesia: Badan Penelitian dan Pengembangan Pertanian Indonesia. 22 p. (In Indonesian)

Wildayana, E., Armanto, M. E. 2018. Dynamics of landuse changes and general perception of farmers on South Sumatra wetlands. *Bulgarian Journal of Agricultural Science*, vol. 24, no. 2, p. 180-188.

Wildayana, E., Armanto, M. E., Junedi, H. 2017. Characterizing and analyzing sonor system in peatlands. *Journal of Wetlands Environmental Management*, vol. 5, no. 2, p. 6-13. <https://doi.org/10.20527/jwem.v5i2.108>

Yuan, J., Sha, Z. min, Hassani, D., Zhao, Z., Cao, L. Kui. 2017. Assessing environmental impacts of organic and inorganic fertilizer on daily and seasonal greenhouse gases effluxes in rice field. *Atmospheric Environment*, vol. 155, p. 119-128. <https://doi.org/10.1016/j.atmosenv.2017.02.007>

Zahri, I., Adriani, D., Wildayana, E., Sabaruddin, Harun, M. U. 2018. Comparing rice farming appearance of different agroecosystem in South Sumatra, Indonesia. *Bulgarian Journal of Agricultural Science*, vol. 24, no. 2, p. 189-198.

Zeng, M., De Vries, W., Bonten, L. T. C., Zhu, Q., Hao, T., Liu, X., Xu, M., Shi, X., Zhang, F., Shen, J. 2017. Model-based analysis of the long-term effects of fertilization management on cropland soil acidification. *Environmental Science and Technology*, vol. 51, no. 7, p. 3843-3851. <https://doi.org/10.1021/acs.est.6b05491>

Zeweld, W., Van Huylbroeck, G., Tesfay, G., Speelman, S. 2017. Smallholder farmers' behavioural intentions towards sustainable agricultural practices. *Journal of Environmental Management*, vol. 187, p. 71-81. <https://doi.org/10.1016/j.jenvman.2016.11.014>

Acknowledgments:

We would like to gratitude to The Ministry of Research, Technology and Higher Education of Indonesia for a research grant through PMDSU Batch III scholarship and research

scheme under grant number 068/SP2H/AMD/LT/DRPM/2020 and the internasional publication quality enhancement program (PKPI-PMDSU/Sandwich-like) 2019 under grant number T/2059/D3.2/KD.02.00/2019.

Contact address:

Khairul Fahmi Purba, Universitas Sriwijaya, Faculty of Agriculture, Department of Agribusiness, Jl. Palembang-Prabumulih KM. 32, 30662, Indralaya, South Sumatra, Indonesia, Tel. + 6283196328464,

E-mail: khairulfahmi@student.pps.unsri.ac.id

ORCID: <https://orcid.org/0000-0003-2982-5041>

*Muhammad Yazid, Universitas Sriwijaya, Faculty of Agriculture, Department of Agribusiness, Jl. Palembang-Prabumulih KM. 32, 30662, Indralaya, South Sumatra, Indonesia, Tel. + 628153800550,

E-mail: yazid_ppmal@yahoo.com

ORCID: <https://orcid.org/0000-0003-0374-9132>

Mery Hasmeda, Universitas Sriwijaya, Faculty of Agriculture, Department of Agronomy, Jl. Palembang-Prabumulih KM. 32, 30662, Indralaya, South Sumatra, Indonesia, Tel. + 628127126579,

E-mail: m_hasmeda@yahoo.com

ORCID: <https://orcid.org/0000-0001-7462-6282>

Dessy Adriani, Universitas Sriwijaya, Faculty of Agriculture, Department of Agribusiness, Jl. Palembang-Prabumulih KM. 32, 30662, Indralaya, South Sumatra, Indonesia, Tel. + 628163286036,

E-mail: dessyadriani@fp.unsri.ac.id

ORCID: <https://orcid.org/0000-0002-0772-5253>

Meitry Firdha Tafari, Universitas Sriwijaya, Faculty of Agriculture, Department of Agribusiness, Jl. Palembang-Prabumulih KM. 32, 30662, Indralaya, South Sumatra, Indonesia, Tel. + 6281369699331,

E-mail: meitrytafarini@student.pps.unsri.ac.id

ORCID: <https://orcid.org/0000-0002-9857-1367>

Corresponding author: *

1473 second review

Dari: editor@potravinarstvo.com

Kepada: yazid_ppmal@yahoo.com

Tanggal: Jumat, 30 Oktober 2020 pukul 20.54 GMT+7

Dear authors, I am sending you the second review of your article. You can do the corrections.

I am still waiting for the third review from reviewers.

Please do the corrections and send your article back to

editor@potravinarstvo.com

Your article ID is:1473



1473mrew.docx
226.1kB



1473-10361-1-5-20201023.docx
338.2kB

Re: 1473 second review

Dari: editor@potravinarstvo.com

Kepada: yazid_ppmal@yahoo.com

Tanggal: Kamis, 19 November 2020 pukul 21.24 GMT+7

Hello, I am sending you your article.

Please add Figure 1 (original chart from excel), the content should not be inserted as a picture. Content should be editable.

Please add Figure 2, nice photography or photograpies of the rice production areas.

We checked the whole article content including English. There were some grammar mistakes. Please read your article again. If necessary do any correction. It is the final check before publication.

The expected publication date is 28th of November if you send your article tomorrow until 12 00 CET or 28th of December 2020.

Best regards
Peter Zajác
Editor



1473.docx
322.9kB



Sustainability of rice farming practices in tidal swamplands of South Sumatra Indonesia

Khairul Fahmi Purba, Muhammad Yazid, Mery Hasmeda, Dessy Adriani, Meitry Firdha Tafari

ABSTRACT

Tidal swamplands are considered as the national food security platform in Indonesia. Residues from the excessive chemical input use in rice production, in general, are found to affect the environment, farmers' health, and safety of the product. Similarly, one can expect that excessive chemical use in tidal swamplands can also threaten the sustainability of rice production system. This study aimed to assess and identify factors influencing the sustainability of rice farming practices in tidal swamplands of South Sumatra, Indonesia. A survey was carried out to obtain information through direct interviews with 150 farmers in Muara Telang, South Sumatra, Indonesia. The Indonesia rice check was employed as indicators to assess the sustainability of rice farming practices in tidal swamplands. A percentage index was to categorize the sustainability status. A regression analysis with the Tobit model was applied to identify factors influencing the sustainability of rice farming practices. The result showed that average sustainability index was 25.53%. It indicated rice farming practices in tidal swamplands were possibly unsustainable. The significant factors influencing the sustainability of rice farming practices were farmer's education and household size. A policy recommendation is proposed to enhance the practical knowledge of farmers regarding sustainable agriculture practices.

Keywords: index; rice check; rice farm; sustainable agriculture; tidal swampland

INTRODUCTION

Suboptimal lands have an essential role in the food security of Indonesia. One of the suboptimal land types in Indonesia is tidal swamplands. Tidal swamplands are suboptimal swamp lands affected by the tides of the sea. They are available in some region of Indonesia such as Sumatra, Kalimantan, Papua and Sulawesi only. The biggest area of tidal swamplands in Sumatra is in South Sumatra Province. Tidal swamplands were a government reclamation project in the 1970s. The project involved migrants from Java Island to Sumatra Island. The reclaimed area is cultivated for rice farming. The total area of tidal swamplands in South Sumatra is 266,674 ha and 161,917 ha are in Banyuasin Regency (**Statistical Center Bureau of Banyuasin Regency, 2018**). It indicates that a potential exists for food security. Therefore, tidal swamplands are recognized as the food barn of South Sumatra. However, some problems such as pyrite or FeS₂, peat, soil acidity, salinity, and others threaten the productivity of tidal swamplands (**Wildayana and Armanto, 2018**). Furthermore, the farmers in tidal swamplands still cultivate rice using chemicals such as pesticides, insecticides and fungicides excessively and intensively (**Roche, 1994; Zahri et al., 2018**). It was caused by the label of chemicals stating the chemicals will

not reduce rice production. The most used pesticide by the farmers is pesticide containing high toxicity (**Amir et al., 2012**). Some factors influencing the excess chemical use are behavior, perception, and lack of knowledge (**Jallow et al., 2017**). The problems can be threats for ecology of tidal swamplands.

Many studies from some countries such as Australia (**Cohen, 2007**), Kenya (**Tsimbiri et al., 2015**), and Indonesia (**Mariyono, Kuntariningsih and Kompas, 2018**) stated that ecology degradation and decreased farmers' health occurred because of the chemical use such as pesticide, fertilizer and others. The state is supported by a phenomenon in which farmers still use chemicals higher doses than recommended (**Chauhan and Singhal, 2006**). The impacts of excess chemical uses in the long-term are environmental degradation, CO₂ emission, health problem, externality and others (**Yuan et al., 2017; Zeng et al., 2017**). Therefore, the preventive action should be taken.

In term of food safety, the excess chemical use affects rice quality (**Hong-xing et al., 2017**). Many chemical residues are found in rice (**Añasco et al., 2010**). So the food safety of rice is still in doubt. The case was caused by sustainable agriculture practices that have not been implemented properly. Therefore, it is also important to note that agricultural practices or agriculture production systems

must be eco-friendly (Mishra, 2013). So that the rice produced by farmers obtains a worth price and good quality according to food safety criteria.

Based on the problems above, a study regarding the sustainability of rice farming practices in tidal swamplands is a concern to monitor the tidal swamplands' environment. One of the tools to assess the sustainability of rice farming practices is rice check. The rice check first appeared in 1986 by Department of Agriculture New South Wales, Australia. The goal is to improve the quantity and quality of rice production and as a recommendation and learning platform for farmers. The rice check helped the farmers to figure out when the crops must be provided fertilizer, chemical and others so that the chemicals do not damage the environment and agriculture resources in Australia. Furthermore, The Australia rice check includes the allowed pesticides, appropriate application methods of chemicals and the proper doses accord to the recommendation. The document educated the Australian farmers not to use the chemical excessively. The Australia rice check was also targeted to achieve rice production approximately 6 to 8 t.ha⁻¹. Singh, Brennan and Lacy (2007) explained that the Australia rice check changed Australian farmers' behavior and agriculture practices. The Australian farmers also got the benefit through increasing rice production.

In Malaysia, the Malaysia rice check was introduced in 2002. by the Department of Agriculture Malaysia. The farmers were expected to pay attention to their rice farm. The chemical uses were obviously regulated on the document as well. Furthermore, the sustainability indicator of rice farming practices in Vietnam was issued by The Ministry of Agriculture and Rural Development Vietnam in 2008. The document was well known as Vietnam Good Agricultural Practice (Viet GAP). The indicators emphasized chemical use, post-harvest process, and marketing of rice.

According to Tilman et al. (2002) the sustainability of agricultural production practices needs to be assessed for strategy in food security and safety. Thus, this study aimed to assess and identify factors influencing the sustainability of rice farming practices in tidal swamplands. Furthermore, research on the sustainability assessment of rice farming practices in tidal swamplands does not exist yet. So this study is necessary to be carried out.

Scientific hypothesis

This study had two hypotheses:

1. The rice farming practices are sustainable in tidal swamplands.
2. We are expecting age, education, household size, farm size and farming experience influence the sustainability of rice farming practices.

MATERIAL AND METHODOLOGY

Study area

This study was conducted in Muara Telang, South Sumatra, Indonesia. The location was considered because it is the biggest area of tidal swamplands agriculture for rice production. The total area of Muara Telang is 341.57 km². The location is also a production center of tidal swamplands rice in South Sumatra Province. Muara

Telang District is a tidal swamp area with an altitude of 0.5 m to 2.25 m above sea level. The average monthly temperature is 27 °C. The relative humidity is 87%. The average annual rainfall is approximately 2,400 mm. The region has topography with a land slope of less 3%. It is very potential for the development area of food crops, particularly rice.

Data Collection

The primary data were collected by face to face interviews with the farmers. The 150 farmers were chosen by a simple random sampling technique. Some questions regarding to the farmers' socioeconomic situation were addressed, i.e., age, education, household size, farm size, and farming experience. This study also covered a number of agricultural input use information such as seed, fertilizer (N, P, and K), and chemical (herbicide, pesticide and fungicide).

The Indonesia rice check was employed as indicators to assess the sustainability of rice farming practices in tidal swamplands. The rice check is a guideline document of sustainable rice farming practices. There were 24 rice farming practices used as indicators. The sustainability assessment worksheet for rice farming practices was provided as a questionnaire in Table 1. The Indonesia rice check was presented by The Ministry of Agriculture Indonesia in 2017. It referred to the Australia rice check. It emphasized farmers to achieve optimal rice production. The document is a result of the agreement among researchers, farmers and agricultural extension officers based on 3 aspects of sustainability which are social, economic and ecology. By adopting the rice check, The Indonesia Government expected the farmers had adopted the best technology to achieve optimal and sustainable rice production (The Ministry of Agriculture, 2017)

Data Analysis

The sustainability indexing of rice farming practices referred to Taylor et al. (1993). The farmers applying practices based on the sustainability assessment worksheet or questionnaire would be given a score of 1. However, the farmers who not apply practices based on the questionnaire would be given a score of 0 or negative. The sustainability index value of rice farming practices was built on a range of 0 to 100%. It was created to obtain tangible results and facilitate the comparison of numerical scales among the rice farmers. Then, the values were categorized according to the sustainability index. The six categories for the sustainability index of rice farming practices are in Table 2.

Furthermore, regression analysis with the Tobit model was applied to identify the factors influencing the sustainability of rice farming practices. The Tobit model was applied because the model can estimate and accommodate bias on censored data. The data structure of the sustainability index of rice farming practices or dependent variable (Y) is known as censored data because there were some values of zero (0) on observation data or index. The independent variables (X) used were socio-economic characteristics of the farmer. Igbokwe (2000) reported that socio-economic characteristics of farmers influenced rice farming practices. Therefore, the

Table 1 Sustainability assessment worksheet for rice farming practices

Indicators of Rice Farming Practices	Amount or Frequency	Max Score	Min Score
Seedling (Rice check 1,2,3)			
Planting time	Not Following = 0, Oct-Des = 1	1	0
Variety	Not Following = 0, Mekongga, Ciherang, Inpari 30 Ciherang Sub 1 = 1	1	0
Amount of seeds (80 kg.ha ⁻¹)	< 80 kg.ha ⁻¹ = 0, 80 kg.ha ⁻¹ = 1, >80 kg.ha ⁻¹ = -1	1	-1
Land preparation (Rice check 4,6)			
Depth (20-40 cm)	Not Following =0, within 20-40 cm = 1	1	0
Planting distance (20×20cm)	Not Following =0, within 20 × 20 cm = 1	1	0
Fertilizer (Rice check 7)			
Timing	Not Following =0, within 15-20 days = 1	1	0
1 st application (15-20 days after planting)			
2 nd application (35-40 days after planting)	Not Following =0, within 35-40 days =1	1	0
3 rd application (50-55 days after planting)	Not Following =0, within 50-55 days =1	1	0
Amount of N fertilizer (200 kg.ha ⁻¹)	< 200 kg.ha ⁻¹ = 0, 200 kg.ha ⁻¹ = 1, > 200 kg.ha ⁻¹ = -1	1	-1
Amount of P fertilizer (75 kg.ha ⁻¹)	< 75 kg.ha ⁻¹ = 0, 75 kg.ha ⁻¹ = 1, > 75 kg.ha ⁻¹ = -1	1	-1
Amount of K fertilizer (50 kg.ha ⁻¹)	< 50 kg.ha ⁻¹ = 0, 50 kg.ha ⁻¹ = 1, > 50 kg.ha ⁻¹ = -1	1	-1
Organic fertilizer (Livestock dung, etc.)	No = 0 Used =1	1	0
Weed Control (Rice Check 9)			
Frequency (herbicide use)	2 times = 0, 0-1 = 1, over 3 times = -1	1	-1
Amount of herbicide (5 L.ha ⁻¹)	< 5 L.ha ⁻¹ = 0, 5 L.ha ⁻¹ = 1, > 5 L.ha ⁻¹ = -1	1	-1
Organic herbicide	No = 0, Used = 1	1	0
Pulling up weeds by hands	No = 0, Yes =1	1	0
Pest Control (Rice Check 10)			
Frequency (insecticide use)	2 times = 0, 0-1 time= 1, over 3 times = -1	1	-1
Amount of insecticide (5 L.ha ⁻¹)	< 5 L.ha ⁻¹ = 0, 5 L.ha ⁻¹ = 1, > 5 L.ha ⁻¹ = -1	1	-1
Organic insecticide	No = 0, Used = 1	1	0
Disease Control (Rice Check 10)			
Frequency (fungicide use)	2 times = 0, 0-1 time= 1, over 3 times = -1	1	-1
Amount of fungicide (5 L.ha ⁻¹)	< 5 L.ha ⁻¹ = 0, 5 L.ha ⁻¹ = 1, > 5 L.ha ⁻¹ = -1	1	-1
Organic fungicide	No = 0, Used = 1	1	0
Water Management (Rice Check 8,12,13)			
Following irrigate and drainage schedule	Yes = 0, No = 1	1	0
Observing depth of water	Yes = 0, No = 1	1	0
Total Score		24	-10

independent variables used in this study were age (X_1), education (X_2), household size (X_3), farm size (X_4), and farming experience (X_5). A regression equation with the Tobit model created in this study was:

$$\begin{aligned}
 Y_i^* &= \alpha + \beta_1 X_1 + \beta_2 X_2 + \beta_3 X_3 + \beta_4 X_4 + \beta_5 X_5 + u_i \\
 Y_i &= Y_i^* \text{ if } Y_i^* > 0 \\
 Y_i &= 0 \text{ if } Y_i^* \leq 0
 \end{aligned}
 \tag{1}$$

Where Y_i^* denotes sustainability index of rice farming practices. α is intercept of model. $\beta_1 \dots \beta_n$ ($n = 1, 2, 3, \dots$) are estimated parameters. Then, X_1 , X_2 , X_3 , X_4 , and X_5 represent age, education, household size, farm size and farming experience respectively. u_i indicates error term.

Statistical analysis

This study used two statistical analyses. The descriptive statistics was assisted by Microsoft Excel 2010. Furthermore, the data analysis for the parametric statistics which was regression analysis with Tobit model employed STATA 15.1. The p -values used for this study were $p < 1\%$; 5% and 10% .

RESULTS AND DISCUSSION

Socio-economic characteristics and input uses of rice farmers in tidal swamplands

The socio-economic characteristics of rice farmers in Muara Telang can be seen in Table 3. The majority of

Table 2 Sustainability index of rice farming practices

Sustainability index value (%)	Category
> 70.0	Sustainable
60.1–70.0	Somewhat sustainable
50.1–60.0	Intermediate sustainable
40.1–50.0	Possibly quite unsustainable
20.0–40.0	Possibly unsustainable
< 20.0	Possibly very unsustainable

farmers are still in productive age. Therefore, they are still able to cultivate rice and work on rice farms. The farmers' education in tidal swamplands is still low. The average farmers' formal education is to 7.72 years. It indicates that the farmers got education in primary school only. The average household size is two or three people. A farmer's household usually consists of the farmer, his wife and one child or two children (unmarried). However, some farmers have more than two children and the minority of them live alone since his wife passed away and his children married and moved to the city. Furthermore, the average farmers' farm size is 4.72 ha. The farmers got a grant which was 2 ha of rice farms from the government. However, some of them sold rice farms. Moreover, some of them have 8 ha or more. Consequently, some farmers have smaller rice farm. The average farming experience of farmers is over 20 years. Farming is the main job in Muara Telang. The farmers cultivated rice and worked in the rice farm or wetland before becoming migrants in the reclamation project of tidal swamplands in the 1970s.

and fungicide are also higher than the recommendation. The recommendation of chemical uses is 5 L.ha⁻¹ for as herbicide, insecticide and fungicide respectively. **Abhilash and Singh (2009)** reported that chemical uses in India were higher than the recommendation. The chemical uses would be possible to increase and would threaten the sustainability of tidal swamplands.

Assessment of rice farming practices sustainability in tidal swamplands

The average index of rice farming practices sustainability in tidal swamplands was 25.53%. It means rice farming practices were in the category of possibly unsustainable. It occurred because some farmers indeed carried out sustainable agriculture practice but only the easy practices such as pulling up weeds by hands, the timing of fertilizer application and others. The farmers disregarded the important practices in sustainable agriculture like the amount of fertilizer and chemical (**Mishra et al., 2018**).

Table 3 Socio-economic characteristics of rice farmers

Variables	Mean	Std. Deviation
Age (year)	44.74	11.45
Education (year)	7.72	3.25
Household size (individual)	2.56	1.21
Farm size (ha)	4.72	3.93
Farming experience (year)	24.25	11.34

This study found that the excess agricultural input uses tidal swamplands (**Purba et al., 2020**). The average seed use was 85.82 kg.ha⁻¹ (Table 4). This case was caused by the cultivation system in tidal swamplands. The cultivation system in tidal swamplands is direct seed spreading. It is well-known as *sonor*. It is carried out without seedling. The practice is also followed by burning the land for land clearing. It is one of the cases that trigger unsustainability (**Wildayana, Armanto and Junedi, 2017**). The impact of the practice was no regulated depth and planting distance. Besides, some farmers still used the local variety with limited technology. It made the sustainability score of rice farming practices low.

This study found that the fertilizer and chemical uses in tidal swamplands were still high. Based on the government recommendation, the fertilizer uses for nitrogen (N), phosphor (P) and potassium (K) should be 200 kg.ha⁻¹, 75 kg.ha⁻¹ and 50 kg.ha⁻¹ respectively. The case is in line with **Han and Zhao (2009)** that the farmers in China also use higher fertilizer than recommendation. The chemical uses for pest and disease control such as herbicide, insecticide

The maximum index was 72.73. Despite there was a farmer in the category of sustainable, no farmer has a perfect performance in sustainable agriculture practices with a score of 100% (Table 5).

Furthermore, over 50% of the farmers were in the category of possibly unsustainable. Moreover, 71 rice farmers (32.27%) were in the worst category, namely possibly very unsustainable. Then, 34 rice farmers (15.45%) had sustainability index in the category of possibly quite unsustainable. There was one farmer in the category of intermediate sustainable, somewhat sustainable and sustainable (Figure 1). The farmer in the sustainable category can be a role model for farmer-to-farmer learning so that the other farmers would adopt and apply sustainable agriculture practices. The farmer-to-farmer learning can improve social capital, income and technology adoption (**Taweekul et al., 2010**). The agricultural extension officers also are needed to enhance farmers' knowledge related to sustainable farming practices. The agricultural extension role is expected can improve adoption of sustainable agriculture practices for

Table 4 Input use of rice farmers

Input	Mean	Std. Deviation
Seed (kg.ha ⁻¹)	85.82	20.94
Nitrogen fertilizer (kg.ha ⁻¹)	239.09	120.05
Phospor fertilizer (kg.ha ⁻¹)	149.20	76.39
Potassium fertilizer (kg.ha ⁻¹)	132.95	73.28
Herbicide (L.ha ⁻¹)	6.54	3.18
Insecticide (L.ha ⁻¹)	5.34	3.27
Fungicide (L.ha ⁻¹)	5.64	2.77

Table 5 Result of rice farming practices sustainability assessment

Measure	Value (%)
Mean	25.53
Median	26.14
Mode	27.27
Min – Max	0.00 – 72.73

the farmers (Hosseini, Mohammadi and Mirdamadi, 2011; Anang, Bäckman and Sipiläinen, 2020).

Most of the farmers were in the possibly unsustainable category. The finding is supported by some studies in Malaysia. The studies explained that rice farming practices were possibly unsustainable in granary areas of Malaysia (Mohamed et al., 2016a) and Kelantan (Terano et al., 2015). The majority of farmers were unsustainable for rice farming practices with a score of less than 40%. A study by Roy, Chan and Rainis (2014) showed that more than 50% of the rice farming were unsustainable in Bangladesh. The main cause of the case is excessively and intensively chemical use.

Factors influencing sustainability of rice farming practices in tidal swamplands

According to Veall and Zimmermann (1996) if the value of Pseudo R² is adequate (> 50%), the Tobit model is fit. The value of Pseudo R² in this study was 69%. The result of the regression analysis with the Tobit model is provided in Table 6. The intercepts of the model was negative. It indicated the sustainability of rice farming practices in tidal swamplands is unsustainable. The result was supported by the previous finding revealing the sustainability of rice farming practices in tidal swamplands

is possibly unsustainable with the score index range of 20 to 40%. Age had a positive value. However, it does not significantly influence the sustainability of rice farming practices in tidal swamplands. (Mohamed et al., 2016b) also declared that age is not a determinant factor in the sustainability of rice farming practices in Malaysia.

Education was positive and significantly affected the sustainability of rice farming practices in tidal swamplands. It occurred since some farmers began to aware of the environmental issue and sustainability (Francis and Porter, 2011). The farmers got information from television or social media. Currently, the role of electronic media is important to build the capacity of farmers especially for well-educated farmers (Zeweld et al., 2017). Education significantly influenced sustainable agriculture practices in Nigeria (Omoare and Oyediran, 2020), Vietnam (Thanh and Yapwattanaphun, 2015) and USA (D’Souza, Cyphers and Phipps, 1993).

Furthermore, household size had a significant value on the sustainability of rice farming practices in tidal swamplands. The household size significantly influenced the sustainable agriculture practices in Philippines (Mariano, Villano and Fleming, 2012) and Ethiopia (Kassie et al., 2009). It is related to labor. The labor availability is important in sustainable agriculture

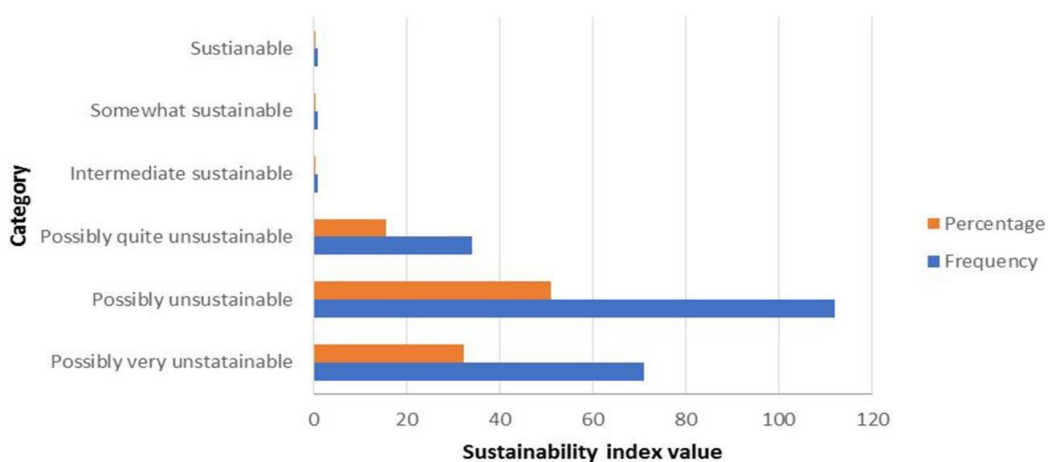


Figure 1 Categorization of the farmer sustainability index

Table 6 Result of regression analysis with Tobit model

Variables	Coefficient	Std. Error
Constant	-5.14**	1.87
Age	0.09	0.60
Education	1.70***	0.20
Household size	4.59***	0.58
Farm size	0.05	0.19
Farming experience	-0.28*	0.15
Pseudo R ²		0.69
p >Chi-square		0.00

Note: ***= Significant at $p < 0.01$; **= Significant at $p < 0.05$; *= Significant at $p < 0.10$

(Teklewold, Kassie and Shiferaw, 2013). The rice farmers in tidal swamplands employed family labor on the rice farm. The case occurred because sustainable agriculture required more labor than conventional agriculture (Rigby and Cáceres, 2001). The most of inputs used for rice farms with sustainable farming practices must be made by own. It is a reason why household size influences the sustainability of rice farming practices. However, the current case that occurred in tidal swampland is the labor forces move to the city. The labor forces seek a job in the city as construction laborers or others. The decreasing force labor in agriculture would threaten to rural development (Peng, Tang and Zou, 2009).

The other finding obtained that farm size did not influence the sustainability of rice farming practices in tidal swamplands. The tidal swamplands owned by farmers are fragmented. Therefore, the farmers are tough to manage and maintain their rice farms sustainably. The other reason is if a farmer carried out sustainable agriculture practices but the surrounding farmers did not; the surrounding farmers' chemical will pollute the rice farm with sustainable agriculture practices. This finding is also in line with Terano et al. (2015) and Mohamed et al. (2016b) that farm size did not affect the sustainability of rice farming practices significantly in Malaysia.

The farming experience negatively influences the sustainability of rice farming practices in tidal swamplands. The farming experience had a negative value on the sustainable agriculture practices of farmers in Bangladesh (Ghosh and Hasan, 2013) and Nigeria (Oyewole and Sennuga, 2020). The experienced farmers were not willing to change their rice farming practices. They think that they can get the input easily. They also think that sustainable rice farming practices are difficult and spend much of their time. It is required a way to change their paradigm to achieve sustainable agriculture. It possibly comes by training, education, empowerment program or others.

CONCLUSION

This study concluded that rice farming practices in tidal swamplands were unsustainable. The majority of farmers had an average sustainability index of 25.53%. It indicated that rice farming practices in tidal swamplands were possibly unsustainable. The factors affecting the sustainability of rice farming practices in tidal swamplands were education and household size. In terms of policy recommendation, the farmer-to-farmer learning is considered to encourage and educate the farmers to

implement sustainable agriculture practices. The government should also enhance some agriculture extension officers to educate and empower farmers about environmental issues and sustainable agriculture practices comprehensively in order to the farmers have practical knowledge in sustainable agriculture practices.

REFERENCES

- Abhilash, P. C., Singh, N. 2009. Pesticide use and application: An Indian scenario. *Journal of Hazardous Materials*, vol. 165, no. 1-3, p. 1-12. <https://doi.org/10.1016/j.jhazmat.2008.10.061>
- Amir, H. M., Shamsudin, M. N., Mohamed, Z. A., Husein, M. A., Radam, A. 2012. Economic evaluation of rice ipm practices in MADA, Malaysia. *Journal of Economics and Sustainable Development*, vol. 3, no. 9, p. 47-56.
- Anang, B. T., Bäckman, S., Sipiläinen, T. 2020. Adoption and income effects of agricultural extension in Northern Ghana. *Scientific African*, vol. 7, p. 1-17. <https://doi.org/10.1016/j.sciaf.2019.e00219>
- Añasco, N., Uno, S., Koyama, J., Matsuoka, T., Kuwahara, N. 2010. Assessment of pesticide residues in freshwater areas affected by rice paddy effluents in Southern Japan. *Environmental Monitoring and Assessment*, vol. 160, no. 1-4, p. 371-383. <https://doi.org/10.1007/s10661-008-0701-z>
- Chauhan, R. S., Singhal, L. 2006. Harmful effects of pesticides and their control through cowpathy. *International Journal of Cow Science*, vol. 2, no. 1, p. 61-70.
- Cohen, M. 2007. Environmental toxins and health-The health impact of pesticides. *Australian Family Physician*, vol. 36, no. 12, p. 1002-1004.
- D'Souza, G., Cyphers, D., Phipps, T. 1993. Factors affecting the adoption of sustainable agricultural practices. *Agricultural and Resource Economics Review*, vol. 22, no. 2, p. 159-165. <https://doi.org/10.1017/s1068280500004743>
- Francis, C. A., Porter, P. 2011. Ecology in sustainable agriculture practices and systems. *Critical Reviews in Plant Sciences*, vol. 30, no. 1-2, p. 64-73. <https://doi.org/10.1080/07352689.2011.554353>
- Ghosh, M. K., Hasan, S. S. 2013. Farmers' attitude towards sustainable agricultural practices. *Bangladesh Research Publication Journal*, vol. 8, no. 4, p. 227-234.
- Han, H., Zhao, L. 2009. Farmers' character and behavior of fertilizer application -evidence from a survey of Xinxiang County, Henan Province, China. *Agricultural Sciences in China*, vol. 8, no. 10, p. 1238-1245. [https://doi.org/10.1016/S1671-2927\(08\)60334-X](https://doi.org/10.1016/S1671-2927(08)60334-X)
- Hong-xing, X., Ya-jun, Y., Yan-hui, L., Xu-song, Z., Jun-ce, T., Feng-xiang, L., Qiang, F., Zhong-xian, L. 2017. Sustainable management of rice insect pests by non-chemical-insecticide technologies in China. *Rice Science*, vol. 24, no. 2, p. 61-72. <https://doi.org/10.1016/j.rsci.2017.01.001>

- Hosseini, S. J. F., Mohammadi, F., Mirdamadi, S. M. 2011. Factors affecting environmental, economic and social aspects of sustainable agriculture in Iran. *African Journal of Agricultural Research*, vol. 6, no. 2, p. 451-457. <https://doi.org/10.5897/AJAR.10.954>
- Igbokwe, E. M. 2000. The relationship between socio-economic variables and adaptation rate of rice farmers in The Awgu agricultural zone, Enugu State. *Journal of Agricultural Extension*, vol. 4, p. 9-14.
- Jallow, M. F. A., Awadh, D. G., Albaho, M. S., Devi, V. Y., Thomas, B. M. 2017. Pesticide risk behaviors and factors influencing pesticide use among farmers in Kuwait. *Science of the Total Environment*, vol. 574, p. 490-498. <https://doi.org/10.1016/j.scitotenv.2016.09.085>
- Kassie, M., Zikhali, P., Manjur, K., Edwards, S. 2009. Adoption of sustainable agriculture practices: Evidence from a semi-arid region of Ethiopia. *Natural Resources Forum*, vol. 33, no. 3, p. 189-198. <https://doi.org/10.1111/j.1477-8947.2009.01224.x>
- Mariano, M. J., Villano, R., Fleming, E. 2012. Factors influencing farmers' adoption of modern rice technologies and good management practices in the Philippines. *Agricultural Systems*, vol. 110, p. 41-53. <https://doi.org/10.1016/j.agsy.2012.03.010>
- Mariyono, J., Kuntariningsih, A., Kompas, T. 2018. Pesticide use in Indonesian vegetable farming and its determinants. *Management of Environmental Quality: An International Journal*, vol. 29, no. 2, p. 305-323. <https://doi.org/10.1108/MEQ-12-2016-0088>
- Mishra, B., Gyawali, B. R., Paudel, K. P., Poudyal, N. C., Simon, M. F., Dasgupta, S., Antonious, G. 2018. Adoption of sustainable agriculture practices among farmers in Kentucky, USA. *Environmental Management*, vol. 62, no. 6, p. 1060-1072. <https://doi.org/10.1007/s00267-018-1109-3>
- Mishra, M. 2013. Role of eco-friendly agricultural practices in Indian agriculture development. *International Journal of Agriculture and Food Science Technology(IJAFST)*, vol. 4, no. 2, p. 11-15.
- Mohamed, Z., Terano, R., Shamsudin, M. N., Latif, I. A. 2016a. Paddy farmers' sustainability practices in Granary areas in Malaysia. *Resources*, vol. 5, no. 2, p. 1-11. <https://doi.org/10.3390/resources5020017>
- Mohamed, Z., Terano, R., Sharifuddin, J., Rezai, G. 2016b. Determinants of paddy farmer's unsustainability farm practices. *Agriculture and Agricultural Science Procedia*, vol. 9, p. 191-196. <https://doi.org/10.1016/j.aaspro.2016.02.120>
- Omoare, A. M., Oyediran, W. O. 2020. Factors affecting rice farming practices among farmers in Ogun and Niger States, Nigeria. *Journal of Agricultural Extension*, vol. 24, no. 2, p. 92-103.
- Oyewole, S. O., Sennuga, S. O. 2020. Factors influencing sustainable agricultural practices among smallholder farmers in Ogun State of Nigeria. *Asian Journal of Advances in Agricultural Research*, vol. 14, no. 1, p. 17-24. <https://doi.org/10.9734/ajaar/2020/v14i130120>
- Peng, S., Tang, Q., Zou, Y. 2009. Current status and challenges of rice production in China. *Plant Production Science*, vol. 12, no. 1, p. 3-8. <https://doi.org/10.1626/pp.12.3>
- Purba, K. F., Yazid, M., Hasmeda, M., Adriani, D., Tafari, M. F. 2020. Technical efficiency and factors affecting rice production in tidal lowlands of South Sumatra Province Indonesia. *Potravinarstvo Slovak Journal of Food Sciences*, vol. 14, no. 1, p. 101-111. <https://doi.org/https://doi.org/10.5219/1287>
- Rigby, D., Cáceres, D. 2001. Organic farming and the sustainability of agricultural systems. *Agricultural Systems*, vol. 68, no. 1, p. 21-40. [https://doi.org/10.1016/S0308-521X\(00\)00060-3](https://doi.org/10.1016/S0308-521X(00)00060-3)
- Roche, F. C. 1994. The technical and price efficiency of fertiliser use in irrigated rice production. *Bulletin of Indonesian Economic Studies*, vol. 30, no. 1, p. 59-83. <https://doi.org/10.1080/00074919412331336547>
- Roy, R., Chan, N. W., Rainis, R. 2014. Rice farming sustainability assessment in Bangladesh. *Sustainability Science*, vol. 9, no. 1, p. 31-44. <https://doi.org/10.1007/s11625-013-0234-4>
- Singh, R., Brennan, J., Lacy, J. 2007. Economic assessment of partial adoption of extension programs: the case of the ricecheck program in Australia. *Extension Farming Systems Journal*, vol. 3, no. 1, p. 1-11.
- Statistical Center Bureau of Banyuasin Regency. 2018. *Kabupaten Banyuasin dalam angka (Banyuasin in figures)*. Pangkalan Balai, Indonesia: BPS Kabupaten Banyuasin. 330 p. (In Indonesian). ISSN: 2356-4172
- Taweekul, K., Caldwell, J., Yamada, R., Fujimoto, A. 2010. Assessment of the impact of a farmer-to-farmer learning and innovation scaling out process on technology adaptation, farm income and diversification in Northeast Thailand. *International Journal of Technology Management & Sustainable Development*, vol. 8, no. 2, p. 129-144. <https://doi.org/10.1386/ijtm.8.2.129/1>
- Taylor, D. C., Mohamed, Z. A., Shamsudin, M. N., Mohayidin, M. G., Chiew, E. F. C. 1993. Creating a farmer sustainability index: A Malaysian case study. *American Journal of Alternative Agriculture*, vol. 8, no. 4, p. 175-184. <https://doi.org/10.1017/S0889189300005403>
- Teklewold, H., Kassie, M., Shiferaw, B. 2013. Adoption of multiple sustainable agricultural practices in rural Ethiopia. *Journal of Agricultural Economics*, vol. 64, no. 3, p. 597-623. <https://doi.org/10.1111/1477-9552.12011>
- Terano, R., Mohamed, Z., Shamsudin, M. N., Latif, I. A. 2015. Farmers sustainability index: The case of paddy farmers in state of Kelantan, Malaysia. *Journal of the International Society for Southeast Asian Agricultural Sciences*, vol. 21, no. 1, p. 55-67.
- Thanh, N. V., Yapwattanaphun, C. 2015. Banana farmers' adoption of sustainable agriculture practices in the vietnam uplands: the case of Quang Tri Province. *Agriculture and Agricultural Science Procedia*, vol. 5, p. 67-74. <https://doi.org/10.1016/j.aaspro.2015.08.010>
- The Ministry of Agriculture. 2017. *Daftar periksa budidaya padi (Indonesia rice check)*. Jakarta, Indonesia: Kementan RI. 25 p.
- Tilman, D., Cassman, K. G., Matson, P. A., Naylor, R., Polasky, S. 2002. Agricultural sustainability and intensive production practices. *Nature*, vol. 418, p. 671-677. <https://doi.org/10.1038/nature01014>
- Tsimbiri, P. F., Moturi, W. N., Sawe, J., Henley, P., Bend, J. R. 2015. Health impact of pesticides on residents and horticultural workers in the Lake Naivasha Region, Kenya. *Occupational Diseases and Environmental Medicine*, vol. 3, no. 2, p. 24-34. <https://doi.org/10.4236/odem.2015.32004>
- Veall, M. R., Zimmermann, K. F. 1996. Pseudo-R2 measures for some common limited dependent variable models. *Journal of Economic Surveys*, vol. 10, no. 3, p. 241-259. <https://doi.org/10.1111/j.1467-6419.1996.tb00013.x>
- Wildayana, E., Armanto, M. E. (2018). Dynamics of landuse changes and general perception of farmers on South Sumatra wetlands. *Bulgarian Journal of Agricultural Science*, vol. 24, no. 2, p. 180-188.
- Wildayana, E., Armanto, M. E., Junedi, H. 2017.

Characterizing and analyzing sonar system in peatlands. *Journal of Wetlands Environmental Management*, vol. 5, no. 2, p. 6-13. <https://doi.org/10.20527/jwem.v5i2.108>

Yuan, J., Sha, Z. min, Hassani, D., Zhao, Z., Cao, L. kui. 2017. Assessing environmental impacts of organic and inorganic fertilizer on daily and seasonal greenhouse gases effluxes in rice field. *Atmospheric Environment*, vol. 155, p. 119-128. <https://doi.org/10.1016/j.atmosenv.2017.02.007>

Zahri, I., Adriani, D., Wildayana, E., Sabaruddin, Harun, M. U. 2018. Comparing rice farming appearance of different agroecosystem in South Sumatra, Indonesia. *Bulgarian Journal of Agricultural Science*, vol. 24, no. 2, p. 189-198.

Zeng, M., De Vries, W., Bonten, L. T. C., Zhu, Q., Hao, T., Liu, X., Xu, M., Shi, X., Zhang, F., Shen, J. 2017. Model-based analysis of the long-term effects of fertilization management on cropland soil acidification. *Environmental Science and Technology*, vol. 51, no. 7, p. 3843-3851. <https://doi.org/10.1021/acs.est.6b05491>

Zeweld, W., Van Huylbroeck, G., Tesfay, G., Speelman, S. 2017. Smallholder farmers' behavioural intentions towards sustainable agricultural practices. *Journal of Environmental Management*, vol. 187, p. 71-81. <https://doi.org/10.1016/j.jenvman.2016.11.014>

Acknowledgments:

We would like to gratitude to The Ministry of Research, Technology and Higher Education of Indonesia for a research grant through PMDSU Batch III scholarship and research scheme under grant number 068/SP2H/AMD/LT/DRPM/2020 and joint research fund and the program of enhancement international publication (Sandwich-like) PKPI-PMDSU 2019 under grant number T/2059/D3.2/KD.02.00/2019.

Contact address:

Khairul Fahmi Purba, Universitas Sriwijaya, Faculty of Agriculture, Department of Agribusiness, Jl. Palembang-Prabumulih KM. 32, 30662, Indralaya, South Sumatra, Indonesia, Tel. + 6283196328464,

E-mail: khairulfahmi@student.pps.unsri.ac.id

ORCID: <https://orcid.org/0000-0003-2982-5041>

*Muhammad Yazid, Universitas Sriwijaya, Faculty of Agriculture, Department of Agribusiness, Jl. Palembang-Prabumulih KM. 32, 30662, Indralaya, South Sumatra, Indonesia, Tel. + 628153800550,

E-mail: yazid_ppmal@yahoo.com

ORCID: <https://orcid.org/0000-0003-0374-9132>

Mery Hasmeda, Universitas Sriwijaya, Faculty of Agriculture, Department of Agronomy, Jl. Palembang-Prabumulih KM. 32, 30662, Indralaya, South Sumatra, Indonesia, Tel. + 628127126579,

E-mail: m_hasmeda@yahoo.com

ORCID: <https://orcid.org/0000-0001-7462-6282>

Dessy Adriani, Universitas Sriwijaya, Faculty of Agriculture, Department of Agribusiness, Jl. Palembang-Prabumulih KM. 32, 30662, Indralaya, South Sumatra, Indonesia, Tel. + 628163286036,

E-mail: dessyadriani@fp.unsri.ac.id

ORCID: <https://orcid.org/0000-0002-0772-5253>

Meitry Firdha Tafarini, Universitas Sriwijaya, Faculty of Agriculture, Department of Agribusiness, Jl. Palembang-Prabumulih KM. 32, 30662, Indralaya, South Sumatra, Indonesia, Tel. + 6281369699331,

E-mail: meitrytafarini@student.pps.unsri.ac.id

ORCID: <https://orcid.org/0000-0002-9857-1367>

Corresponding author: *

THE SUSTAINABILITY OF RICE FARMING PRACTICES IN TIDAL SWAMPLANDS OF SOUTH SUMATRA INDONESIA

Khairul Fahmi Purba, Muhammad Yazid, Mery Hasmeda, Dessy Adriani, Meitry Firdha Tafari

ABSTRACT

Tidal swamplands are considered the national food security platform in Indonesia. Residues from the excessive chemical input used in the rice production affecting the environment, farmers' health, and the safety of the product. Similarly, one can expect that excessive chemical use in tidal swamplands can also threaten rice production system sustainability. This study aimed to assess and identify factors influencing the sustainability of rice farming practices in tidal swamplands of South Sumatra, Indonesia. A survey was carried out to obtain information through direct interviews with 150 farmers in Muara Telang, South Sumatra, Indonesia. The Indonesia rice check was employed as indicators to assess the sustainability of rice farming practices in tidal swamplands. A percentage index was to categorize the sustainability status. A regression analysis with the Tobit model was applied to identify factors influencing the sustainability of rice farming practices. The result showed that the average sustainability index was 25.53%. It indicated rice farming practices in tidal swamplands tend to be unsustainable. The significant factors influencing the sustainability of rice farming practices were farmer's education and household size. A policy recommendation is proposed to enhance the implementation of sustainable agriculture practices by the rice farmers in tidal swamplands.

Keywords: index; rice check; rice farm; sustainable agriculture; tidal swampland

INTRODUCTION

Suboptimal lands have an essential role in the food security of Indonesia. One of the suboptimal land types in Indonesia is tidal swamplands. Tidal swamplands are located close to the sea or river such that water availability in tidal swamplands for rice cultivation depends on the tides. The difference between irrigated rice fields and tidal swamplands is water management. There are some primary, secondary, and tertiary canals to the rice field that has sufficient water availability (Widjaja-Adi, Ratmini, and Swastika, 1997). Tidal swamplands are available in some regions of Indonesia such as Sumatra, Kalimantan, Papua, and Sulawesi only. The biggest area of tidal swamplands in Sumatra is in South Sumatra Province. Tidal swamplands were a government reclamation project in the 1970s. The project involved migrants from Java Island to Sumatra Island. The reclaimed area is cultivated for rice farming. The total area of tidal swamplands in South Sumatra is 266,674 hectares and 161,917 hectares are in Banyuasin Regency (Statistical Center Bureau of Banyuasin Regency, 2018). It indicates that a potential exists for food security. Therefore, tidal swamplands are recognized as the food barn of South Sumatra. However, some problems such as pyrite or FeS₂, peat, soil acidity, salinity, and others threaten the productivity of tidal

swamplands (Wildayana and Armanto, 2018). Furthermore, the farmers in tidal swamplands still cultivate rice using chemicals such as pesticides, insecticides, and fungicides excessively, and intensively (Roche, 1994; Zahri et al., 2018). It was caused by the label of chemicals stating the chemicals will not reduce rice production. The most used pesticide by the farmers is pesticide containing high toxicity (Amir et al., 2012). Some factors influencing the excess chemical use are behavior, perception, and lack of knowledge (Jallow et al., 2017). The problems can be threats to the ecology of tidal swamplands.

Many studies from some countries such as Australia (Cohen, 2007), Kenya (Tsimbiri et al., 2015), and Indonesia (Mariyono, Kuntariningsih and Kompas, 2018) stated that ecology degradation and decreased farmers' health occurred because of the chemical use such as pesticide, fertilizer, and others. The state is supported by a phenomenon in which farmers still use chemicals in higher doses than recommended (Chauhan and Singhal, 2006). The impacts of excess chemical uses in the long-term are environmental degradation, CO₂ emission, health problem, externality, and others (Yuan et al., 2017; Zeng et al., 2017). Therefore, preventive action should be taken.

In terms of food safety, excess chemical use affects rice quality (Hong-xing et al., 2017). Many chemical residues

are found in rice (Añasco et al., 2010). So the food safety of rice is still in doubt. The case was caused by sustainable agriculture practices that have not been implemented properly. Therefore, it is also important to note that agricultural practices or agriculture production systems must be eco-friendly (Mishra, 2013). So that the rice produced by farmers obtains a worthy price and good quality according to food safety criteria. Sustainable agriculture practices can improve yield and farmers' income. The recent studies investigated socio-economic factors influencing sustainable agriculture practices such as age, household size, education, farm size, and others (Prokopy et al., 2008; Tey et al., 2014; Dessart, Barreiro-Hurlé and Bavel, 2019).

Based on the problems above, a study regarding the sustainability of rice farming practices in tidal swamplands is a concern to monitor the tidal swamplands' environment. One of the tools to assess the sustainability of rice farming practices is a rice check. The rice check first appeared in 1986 by the Department of Agriculture New South Wales, Australia. The goal is to improve the quantity and quality of rice production and as a recommendation and learning platform for farmers. The rice check helped the farmers to figure out when the crops must be provided fertilizer, chemicals, and others so that the chemicals do not damage the environment and agricultural resources in Australia. Furthermore, The Australia rice check includes the allowed pesticides, appropriate application methods of chemicals, and the proper doses accord to the recommendation. The document educated the Australian farmers not to use the chemical excessively. The Australia rice check is targeted to achieve rice production 6 to 8 t.ha⁻¹. Singh, Brennan and Lacy (2007) explained that the Australia rice check changed Australian farmers' behavior and agriculture practices. The Australian farmers also got the benefit through increasing rice production.

In Malaysia, the Malaysian rice check was introduced in 2002 by the Department of Agriculture Malaysia. The farmers were expected to pay attention to their rice farm. The chemical uses were regulated on the document as well. Furthermore, the sustainability indicator of rice farming practices in Vietnam was issued by The Ministry of Agriculture and Rural Development Vietnam in 2008. The document was well known as Vietnam Good Agricultural Practice (Viet GAP). The indicators

emphasized chemical use, post-harvest process, and marketing of rice.

According to Tilman et al. (2002), the sustainability of agricultural production practices needs to be assessed for food security and safety strategy. Thus, this study aimed to assess and identify factors influencing the sustainability of rice farming practices in tidal swamplands. Furthermore, research on the sustainability assessment of rice farming practices in tidal swamplands does not exist yet. So this study is necessary to be carried out.

Scientific hypothesis

This study had two hypotheses:

1. The rice farming practices are sustainable in tidal swamplands.
2. The socio-economic factors such as age, education, household size, farm size, and farming experience influence the sustainability of rice farming practices.

MATERIAL AND METHODOLOGY

Study area

This study was conducted in Muara Telang, South Sumatra, Indonesia (Figure 1). The location was considered because it is the biggest area of tidal swampland's agriculture for rice production. The total area of Muara Telang is 341.57 km². The location is also a production center of tidal swampland rice in South Sumatra Province. Muara Telang District is a tidal swamp area with an altitude of 0.5 m to 2.25 m above sea level. The average monthly temperature is 27 °C. The relative humidity is 87%. The average annual rainfall is approximately 2,400 mm. The region has a topography with a land slope of less than 3%. It is very potential for the development area of food crops, particularly rice.

Data Collection

The primary data were collected through face-to-face interviews with the farmers. The 150 farmers were chosen by a simple random sampling technique since the area is similarly affected by tidal water. Some questions regarding the farmers' socioeconomic situation were addressed, i.e., age, education, household size, farm size, and farming experience. This study also covered several agricultural input use information such as seed, fertilizer (nitrogen, phosphor, and potassium), and chemical (herbicide, pesticide, and fungicide).



Figure 1 Tidal swamplands in Muara Telang, South Sumatra, Indonesia.

Table 1 Sustainability assessment worksheet for rice farming practices.

Indicators of Rice Farming Practices	Amount or Frequency	Max Score	Min Score
Seedling (Rice check 1,2,3)			
Planting time	Not Following = 0, Oct-Dec = 1	1	0
Variety	Not Following = 0, Mekongga, Ciherang, Inpari 30 Ciherang Sub 1 = 1	1	0
Amount of seeds (80 kg.ha ⁻¹)	<80 kg.ha ⁻¹ = 0, 80 kg.ha ⁻¹ = 1, >80 kg.ha ⁻¹ = -1	1	-1
Land preparation (Rice check 4,6)			
Depth (20 – 40 cm)	Not Following = 0, within 20 – 40 cm = 1	1	0
Planting distance (20 × 20cm)	Not Following = 0, within 20 × 20 cm = 1	1	0
Fertilizer (Rice check 7)			
Timing			
1 st application (15 – 20 days after planting)	Not Following = 0, within 15 – 20 days = 1	1	0
2 nd application (35 – 40 days after planting)	Not Following = 0, within 35 – 40 days = 1	1	0
3 rd application (50 – 55 days after planting)	Not Following = 0, within 50 – 55 days = 1	1	0
Amount of N fertilizer (200 kg.ha ⁻¹)	<200 kg.ha ⁻¹ = 0, 200 kg.ha ⁻¹ = 1, >200 kg.ha ⁻¹ = -1	1	-1
Amount of P fertilizer (75 kg.ha ⁻¹)	<75 kg.ha ⁻¹ = 0, 75 kg.ha ⁻¹ = 1, >75 kg.ha ⁻¹ = -1	1	-1
Amount of K fertilizer (50 kg.ha ⁻¹)	<50 kg.ha ⁻¹ = 0, 50 kg.ha ⁻¹ = 1, >50 kg.ha ⁻¹ = -1	1	-1
Organic fertilizer (Livestock dung, etc.)	No = 0, Used = 1	1	0
Weed Control (Rice Check 9)			
Frequency (herbicide use)	2 times = 0, 0 – 1 = 1, over 3 times = -1	1	-1
Amount of herbicide (5 L.ha ⁻¹)	<5 L.ha ⁻¹ = 0, 5 L.ha ⁻¹ = 1, >5 L.ha ⁻¹ = -1	1	-1
Organic herbicide	No = 0, Used = 1	1	0
Pulling up weeds by hands	No = 0, Yes = 1	1	0
Pest Control (Rice Check 10)			
Frequency (insecticide use)	2 times = 0, 0 – 1 time = 1, over 3 times = -1	1	-1
Amount of insecticide (5 L.ha ⁻¹)	<5 L.ha ⁻¹ = 0, 5 L.ha ⁻¹ = 1, >5 L.ha ⁻¹ = -1	1	-1
Organic insecticide	No = 0, Used = 1	1	0
Disease Control (Rice Check 10)			
Frequency (fungicide use)	2 times = 0, 0 – 1 time = 1, over 3 times = -1	1	-1
Amount of fungicide (5 L.ha ⁻¹)	<5 L.ha ⁻¹ = 0, 5 L.ha ⁻¹ = 1, >5 L.ha ⁻¹ = -1	1	-1
Organic fungicide	No = 0, Used = 1	1	0
Water Management (Rice Check 8,12,13)			
Following irrigate and drainage schedule	Yes = 0, No = 1	1	0
Observing depth of water	Yes = 0, No = 1	1	0
Total Score		24	-10

Table 2 Sustainability index of rice farming practices.

Sustainability index value (%)	Category
>70.0	Sustainable
60.1 – 70.0	Somewhat sustainable
50.1 – 60.0	Intermediate sustainable
40.1 – 50.0	Possibly quite unsustainable
20.0 – 40.0	Possibly unsustainable
<20.0	Possibly very unsustainable

The Indonesia rice check was employed as indicators to assess the sustainability of rice farming practices in tidal swamplands. The rice check is a guideline document of sustainable rice farming practices. There were 24 rice farming practices used as indicators. The practices and

indicators have been modified to be suitable for tidal swamplands. The sustainability assessment worksheet for rice farming practices was provided as a questionnaire in Table 1. The Indonesia rice check was presented by The Ministry of Agriculture Indonesia in 2017. It referred to

the Australia rice check. It emphasized farmers to achieve optimal rice production. The document is a result of the agreement among researchers, farmers, and agricultural extension officers based on 3 aspects of sustainability which are social, economic, and ecology. By adopting the rice check, The Indonesia Government expected the farmers had adopted the best technology to achieve optimal and sustainable rice production (The Ministry of Agriculture, 2017).

Data Analysis

The sustainability indexing of rice farming practices referred to Taylor et al. (1993). The farmers applying practices based on the sustainability assessment worksheet or questionnaire would be given a score of 1. However, the farmers who do not apply practices based on the questionnaire would be given a score of 0 or negative. The sustainability index value of rice farming practices was built on a range of 0 to 100%. It was created to obtain tangible results and facilitate the comparison of numerical scales among the rice farmers.

Then, the values were categorized according to the sustainability index. The six categories for the sustainability index of rice farming practices are in Table 2.

Furthermore, regression analysis with the Tobit model was applied to identify the factors influencing the sustainability of rice farming practices. The Tobit model was applied because the model can estimate and accommodate bias on censored data. The data structure of the sustainability index of rice farming practices or dependent variable (Y) is known as censored data because there were some values of zero (0) on observation data or index. The independent variables (X) used were the socio-economic characteristics of the farmer. Igbokwe (2000) reported that the socio-economic characteristics of farmers influenced rice farming practices. Therefore, the independent variables used in this study were age (X₁), education (X₂), household size (X₃), farm size (X₄), and farming experience (X₅). A regression equation with the Tobit model created in this study was:

$$\begin{aligned}
 Y_i^* &= \alpha + \beta_1 X_1 + \beta_2 X_2 + \beta_3 X_3 + \beta_4 X_4 + \beta_5 X_5 + u_i \\
 Y_i &= Y_i^* \text{ if } Y_i^* > 0 \\
 Y_i &= 0 \text{ if } Y_i^* \leq 0
 \end{aligned}
 \tag{1}$$

Where:
 Y_i^{*} denotes the sustainability index of rice farming practices; α is the intercept of the model; β₁...β_n (n = 1, 2, 3...) are estimated parameters; X₁, X₂, X₃, X₄, and X₅

represent age, education, household size, farm size, and farming experience respectively; u_i indicates an error term.

Statistical analysis

Two statistical analyses were used in this study. The descriptive statistics were performed in Microsoft Excel 2010. Furthermore, the data analysis for the parametric statistics which was regression analysis with the Tobit model was performed in STATA 15.1. The p-values used for this study were p <1%; 5% and 10%.

RESULTS AND DISCUSSION

Socio-economic characteristics and input uses of rice farmers in tidal swamplands

The socio-economic characteristics of rice farmers in Muara Telang can be seen in Table 3. The majority of farmers are still in productive age. Therefore, they are still able to cultivate rice and work on rice farms. The farmers' education in tidal swamplands is still low. The average farmers' formal education is to 7.72 years. It indicates that the farmers got an education in primary school only. The average household size is two or three people. A farmer's household usually consists of the farmer, his wife, and one child or two children (unmarried). However, some farmers have more than two children and the minority of them live alone since his wife passed away and his children married and moved to the city. Furthermore, the average farmers' farm size is 4.72 ha. The farmers got a grant which was 2 ha of rice farms from the government. However, some of them sold rice farms. Moreover, some of them have 8 ha or more. Consequently, some farmers have smaller rice farms. The average farming experience of farmers is over 20 years. Farming is the main job in Muara Telang. The farmers cultivated rice and worked in the rice farm or wetland before becoming migrants in the reclamation project of tidal swamplands in the 1970s.

This study found that excess agricultural input uses tidal swamplands (Table 4). The implication of the excess agricultural input uses is inefficient rice production in tidal swamplands (Purba et al., 2020). The average seed use was 85.82 kg.ha⁻¹. The case was occurred due to the cultivation system in tidal swamplands. The cultivation system in tidal swamplands is direct seed spreading. It is well-known as *sonor*. It is carried out without seedling. The practice is also followed by burning the land for land clearing. It is one of the cases that trigger unsustainability (Wildayana, Armanto and Junedi, 2017). The impact of the practice was no regulated depth and planting distance. Besides, some farmers still used the local variety with limited technology. It made the sustainability score of rice farming practices low.

Table 3 Socio-economic characteristics of rice farmers.

Variables	Mean	Std. Deviation
Age (year)	44.74	11.45
Education (year)	7.72	3.25
Household size (individual)	2.56	1.21
Farm size (ha)	4.72	3.93
Farming experience (year)	24.25	11.34

Table 4 Input use of rice farmers.

Input	Mean	Std. Deviation
Seed (kg.ha ⁻¹)	85.82	20.94
Nitrogen fertilizer (kg.ha ⁻¹)	239.09	120.05
Phosphor fertilizer (kg.ha ⁻¹)	149.20	76.39
Potassium fertilizer (kg.ha ⁻¹)	132.95	73.28
Herbicide (L.ha ⁻¹)	6.54	3.18
Insecticide (L.ha ⁻¹)	5.34	3.27
Fungicide (L.ha ⁻¹)	5.64	2.77

Table 5 Result of rice farming practices sustainability assessment.

Measure	Value (%)
Mean	25.53
Median	26.14
Mode	27.27
Min – Max	0.00 – 72.73

This study found that the fertilizer and chemical uses in tidal swamplands were still high. Based on the government recommendation, the fertilizer uses for nitrogen, phosphor, and potassium should be 200 kg.ha⁻¹, 75 kg.ha⁻¹ and 50 kg.ha⁻¹ respectively (The Ministry of Agriculture, 2017). The case is in line with Han and Zhao (2009) that the farmers in China also use a higher amount of fertilizer than is recommended. The chemical uses for pest and disease control such as herbicide, insecticide, and fungicide are also higher than the recommendation. The recommendation of chemical uses is 5 L.ha⁻¹ for herbicide, insecticide, and fungicide respectively. Abhilash and Singh (2009) reported that chemical uses in India were higher than the recommendation. The chemical uses would be possible to increase and would threaten the sustainability of tidal swamplands.

Assessment of rice farming practices sustainability in tidal swamplands

The average index of rice farming practices sustainability in tidal swamplands was 25.53%. It means rice farming practices were in the category of possibly unsustainable. It occurred because some farmers indeed carried out sustainable agriculture practice but only the easy practices such as pulling up weeds by hands, the timing of fertilizer application, and others. The farmers disregarded the important practices in sustainable agriculture like the amount of fertilizer and chemicals (Mishra et al., 2018). The maximum index was 72.73. Despite there was a farmer in the category of sustainable, no farmer has a perfect performance in sustainable agriculture practices with a score of 100% (Table 5).

Furthermore, over 50% of the farmers were in the category of possibly unsustainable. Moreover, 47 rice farmers (31.33%) were in the worst category, namely possibly very unsustainable. Then, 23 rice farmers (15.33%) had a sustainability index in the category of possibly quite unsustainable. There was one farmer in the category of intermediate sustainable, somewhat sustainable, and sustainable (Figure 2). The farmer in the sustainable category can be a role model for farmer-to-farmer learning so that the other farmers would adopt and apply sustainable agriculture practices. Farmer-to-farmer

learning can improve social capital, income, and technology adoption (Taweekul et al., 2010). The agricultural extension officers also are needed to enhance farmers' knowledge related to sustainable farming practices. The agricultural extension role is expected can improve the adoption of sustainable agriculture practices for the farmers (Hosseini, Mohammadi and Mirdamadi, 2011; Anang, Bäckman and Sipiläinen, 2020).

Most of the farmers were in the possibly unsustainable category. The finding is supported by some studies in Malaysia. The studies explained that rice farming practices were possibly unsustainable in granary areas of Malaysia (Mohamed et al., 2016a) and Kelantan (Terano et al., 2015). The majority of farmers were unsustainable for rice farming practices with a score of less than 40%. A study by Roy, Chan and Rainis (2014) showed that more than 50% of the rice farming were unsustainable in Bangladesh. The main cause of the case is excessive and intensively chemical use.

Factors influencing the sustainability of rice farming practices in tidal swamplands

According to Veall and Zimmermann (1996), if the value of Pseudo R² is adequate (>50%), the Tobit model is fit. The value of Pseudo R² in this study was 69%. The result of the regression analysis with the Tobit model is provided in Table 6. The intercepts of the model were negative. It indicated the sustainability of rice farming practices in tidal swamplands is unsustainable. The result was supported by the previous finding revealing the sustainability of rice farming practices in tidal swamplands is possibly unsustainable with the score index range of 20 to 40%. Age had a positive value. However, it does not significantly influence the sustainability of rice farming practices in tidal swamplands. Mohamed et al. (2016b) also declared that age is not a determinant factor in the sustainability of rice farming practices in Malaysia.

Education was positive and significantly affected the sustainability of rice farming practices in tidal swamplands. It occurred since some farmers began to aware of the environmental issue and sustainability (Francis and Porter, 2011).

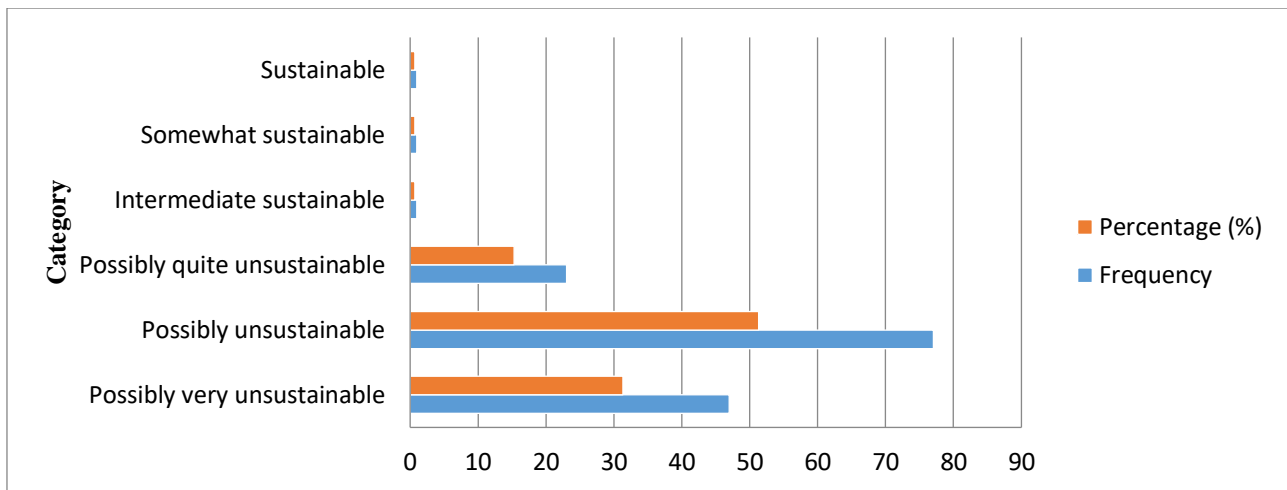


Figure 2 Categorization of the farmer sustainability index.

Table 6 Result of regression analysis with Tobit model.

Variables	Coefficient	Std. Error	t-stat	p
Constant	-5.14	1.87	-2.75	0.01**
Age	0.09	0.60	0.15	0.39
Education	1.70	0.20	8.50	0.00***
Household size	4.59	0.58	7.91	0.00***
Farm size	0.05	0.19	0.26	0.385
Farming experience	-0.28	0.15	-1.87	0.070*
Pseudo R ²			0.69	
p > Chi-square			0.00	

Note: ***= Significant at $p < 0.01$; **= Significant at $p < 0.05$; *= Significant at $p < 0.10$.

The farmers got information from television or social media regarding sustainable agriculture. Currently, the role of electronic media is important to build the capacity of farmers (Zeweld et al., 2017).

It is such an informal education that can improve the farmers' knowledge regarding sustainable agriculture. Education significantly influenced sustainable agriculture practices in Nigeria (Omoare and Oyediran, 2020), Vietnam (Thanh and Yapwattanaphun, 2015), and the USA (D'Souza, Cyphers and Phipps, 1993).

Furthermore, household size had a significant value on the sustainability of rice farming practices in tidal swamplands. The household size significantly influenced sustainable agriculture practices in the Philippines (Mariano, Villano and Fleming, 2012) and Ethiopia (Kassie et al., 2009). The household size in agriculture is related to labor. Labor availability is important in sustainable agriculture (Teklewold, Kassie and Shiferaw, 2013). The rice farmers in tidal swamplands employed family labor on the rice farm. The case occurred because sustainable agriculture required more labor than conventional agriculture (Rigby and Cáceres, 2001). The most of inputs used for rice farms with sustainable farming practices must be made by own. Economically, the farmers can save some money to pay hired laborers if the farmers employed the family laborers. It is a reason why household size influences the sustainability of rice farming practices. However, the current case that occurred in the tidal swampland is the labor forces move to an urban area. The labor forces seek a job in the city as construction laborers or others. The decreasing force of labor in agriculture

would threaten rural development (Peng, Tang and Zou, 2009).

The other finding obtained that farm size did not influence the sustainability of rice farming practices in tidal swamplands. The tidal swamplands owned by farmers are fragmented. Therefore, the farmers are tough to manage and maintain their rice farms sustainably. The other reason is if a farmer carried out sustainable agriculture practices but the surrounding farmers did not; the surrounding farmers' chemical will pollute the rice farm with sustainable agriculture practices. This finding is also in line with Terano et al. (2015) and Mohamed et al. (2016b) that farm size did not affect the sustainability of rice farming practices significantly in Malaysia.

The farming experience negatively influences the sustainability of rice farming practices in tidal swamplands. The farming experience had a negative value on the sustainable agriculture practices of farmers in Bangladesh (Ghosh and Hasan, 2013) and Nigeria (Oyewole and Sennuga, 2020). The experienced farmers were not willing to change their rice farming practices. They thought that sustainable rice farming practices are difficult and spend much of their time. On the other hand, they could buy the agricultural input without making it by themselves. It is required a way to change their paradigm to achieve sustainable agriculture. The ways are through training, field school, empowerment program, or others (Berg et al., 2020).

CONCLUSION

This study concluded that rice farming practices in tidal swamplands were unsustainable. The majority of farmers had an average sustainability index of 25.53%. It indicated that rice farming practices in tidal swamplands were possibly unsustainable. The factors affecting the sustainability of rice farming practices in tidal swamplands were education and household size. In terms of policy recommendations, farmer-to-farmer learning and extension are considered to encourage and educate the farmers to implement sustainable agriculture practices. Also, an empowerment program for the young generation in tidal swamplands must be considered to prevent labor movement from the agriculture sector in the rural area to the industry sector in the urban area.

REFERENCES

Abhilash, P. C., Singh, N. 2009. Pesticide use and application: An Indian scenario. *Journal of Hazardous Materials*, vol. 165, no. 1-3, p. 1-12. <https://doi.org/10.1016/j.jhazmat.2008.10.061>

Amir, H. M., Shamsudin, M. N., Mohamed, Z. A., Husein, M. A., Radam, A. 2012. An economic evaluation of rice ipm practices in MADA, Malaysia. *Journal of Economics and Sustainable Development*, vol. 3, no. 9, p. 47-56.

Anang, B. T., Bäckman, S., Sipiläinen, T. 2020. Adoption and income effects of agricultural extension in Northern Ghana. *Scientific African*, vol. 7, p. 1-17. <https://doi.org/10.1016/j.sciaf.2019.e00219>

Añasco, N., Uno, S., Koyama, J., Matsuoka, T., Kuwahara, N. 2010. Assessment of pesticide residues in freshwater areas affected by rice paddy effluents in Southern Japan. *Environmental Monitoring and Assessment*, vol. 160, no. 1-4, p. 371-383. <https://doi.org/10.1007/s10661-008-0701-z>

Berg, H. D., Katelaar, J. W., Dicke, M., Fredrix, M. 2020. Is the farmers field school still relevant? Case studies from Malawi and Indonesia. *NJAS-Wageningen Journal of Life Sciences*, vol. 92, no. 1, p. 1-13. <https://doi.org/10.1016/j.njas.2020.100329>

Chauhan, R. S., Singhal, L. 2006. Harmful effects of pesticides and their control through cowpathy. *International Journal of Cow Science*, vol. 2, no. 1, p. 61-70.

Cohen, M. 2007. Environmental toxins and health-The health impact of pesticides. *Australian Family Physician*, vol. 36, no. 12, p. 1002-1004.

Dessart, F. J., Barreiro-Hurlé, J., Bavel, R. V. 2019. Behavioural factors affecting the adoption of sustainable farming practices: a policy-oriented review. *European Review of Agricultural Economics*, vol. 46, no. 3, p. 417-471. <https://doi.org/10.1093/erae/jbz019>

D'Souza, G., Cyphers, D., Phipps, T. 1993. Factors affecting the adoption of sustainable agricultural practices. *Agricultural and Resource Economics Review*, vol. 22, no. 2, p. 159-165. <https://doi.org/10.1017/s1068280500004743>

Francis, C. A., Porter, P. 2011. Ecology in sustainable agriculture practices and systems. *Critical Reviews in Plant Sciences*, vol. 30, no. 1-2, p. 64-73. <https://doi.org/10.1080/07352689.2011.554353>

Ghosh, M. K., Hasan, S. S. 2013. Farmers' attitude towards sustainable agricultural practices. *Bangladesh Research Publication Journal*, vol. 8, no. 4, p. 227-234.

Han, H., Zhao, L. 2009. Farmers' character and behavior of fertilizer application -evidence from a survey of Xinxiang County, Henan Province, China. *Agricultural Sciences in China*, vol. 8, no. 10, p. 1238-1245.

[https://doi.org/10.1016/S1671-2927\(08\)60334-X](https://doi.org/10.1016/S1671-2927(08)60334-X)

Hong-xing, X., Ya-jun, Y., Yan-hui, L., Xu-song, Z., Junce, T., Feng-xiang, L., Qiang, F., Zhong-xian, L. 2017. Sustainable management of rice insect pests by non-chemical-insecticide technologies in China. *Rice Science*, vol. 24, no. 2, p. 61-72. <https://doi.org/10.1016/j.rsci.2017.01.001>

Hosseini, S. J. F., Mohammadi, F., Mirdamadi, S. M. 2011. Factors affecting environmental, economic and social aspects of sustainable agriculture in Iran. *African Journal of Agricultural Research*, vol. 6, no. 2, p. 451-457. <https://doi.org/10.5897/AJAR10.954>

Igbokwe, E. M. 2000. The relationship between socio-economic variables and adaptation rate of rice farmers in The Awgu agricultural zone, Enugu State. *Journal of Agricultural Extension*, vol. 4, p. 9-14.

Jallow, M. F. A., Awadh, D. G., Albaho, M. S., Devi, V. Y., Thomas, B. M. 2017. Pesticide risk behaviors and factors influencing pesticide use among farmers in Kuwait. *Science of the Total Environment*, vol. 574, p. 490-498. <https://doi.org/10.1016/j.scitotenv.2016.09.085>

Kassie, M., Zikhali, P., Manjur, K., Edwards, S. 2009. Adoption of sustainable agriculture practices: Evidence from a semi-arid region of Ethiopia. *Natural Resources Forum*, vol. 33, no. 3, p. 189-198. <https://doi.org/10.1111/j.1477-8947.2009.01224.x>

Mariano, M. J., Villano, R., Fleming, E. 2012. Factors influencing farmers' adoption of modern rice technologies and good management practices in the Philippines. *Agricultural Systems*, vol. 110, p. 41-53. <https://doi.org/10.1016/j.agsy.2012.03.010>

Mariyono, J., Kuntariningsih, A., Kompas, T. 2018. Pesticide use in Indonesian vegetable farming and its determinants. *Management of Environmental Quality: An International Journal*, vol. 29, no. 2, p. 305-323. <https://doi.org/10.1108/MEQ-12-2016-0088>

Mishra, B., Gyawali, B. R., Paudel, K. P., Poudyal, N. C., Simon, M. F., Dasgupta, S., Antonious, G. 2018. Adoption of sustainable agriculture practices among farmers in Kentucky, USA. *Environmental Management*, vol. 62, no. 6, p. 1060-1072. <https://doi.org/10.1007/s00267-018-1109-3>

Mishra, M. 2013. Role of eco-friendly agricultural practices in Indian agriculture development. *International Journal of Agriculture and Food Science Technology (IJAFST)*, vol. 4, no. 2, p. 11-15.

Mohamed, Z., Terano, R., Shamsudin, M. N., Latif, I. A. 2016a. Paddy farmers' sustainability practices in Granary areas in Malaysia. *Resources*, vol. 5, no. 2, p. 1-11. <https://doi.org/10.3390/resources5020017>

Mohamed, Z., Terano, R., Sharifuddin, J., Rezaei, G. 2016b. Determinants of paddy farmer's unsustainability farm practices. *Agriculture and Agricultural Science Procedia*, vol. 9, p. 191-196. <https://doi.org/10.1016/j.aaspro.2016.02.120>

Omoare, A. M., Oyediran, W. O. 2020. Factors affecting rice farming practices among farmers in Ogun and Niger States, Nigeria. *Journal of Agricultural Extension*, vol. 24, no. 2, p. 92-103. <https://doi.org/10.4314/jae.v24i2.10>

Oyewole, S. O., Sennuga, S. O. 2020. Factors influencing sustainable agricultural practices among smallholder farmers in Ogun State of Nigeria. *Asian Journal of Advances in Agricultural Research*, vol. 14, no. 1, p. 17-24. <https://doi.org/10.9734/ajaar/2020/v14i130120>

Peng, S., Tang, Q., Zou, Y. 2009. Current status and challenges of rice production in China. *Plant Production Science*, vol. 12, no. 1, p. 3-8. <https://doi.org/10.1626/pp.s.12.3>

Prokopy, L. S., Floress, K., Klotthor-Weinkauf, D.,

- Baumgart-Getz, A. 2008. Determinants of agricultural best management practice adoption: Evidence from the literature. *Journal of Soil and Water Conservation*, vol. 63, no. 5, p. 300-311. <https://doi.org/10.2489/jswc.63.5.300>
- Purba, K. F., Yazid, M., Hasmeda, M., Adriani, D., Tafari, M. F. 2020. Technical efficiency and factors affecting rice production in tidal lowlands of South Sumatra Province Indonesia. *Potravinarstvo Slovak Journal of Food Sciences*, vol. 14, no. 1, p. 101-111. <https://doi.org/10.5219/1287>
- Rigby, D., Cáceres, D. 2001. Organic farming and the sustainability of agricultural systems. *Agricultural Systems*, vol. 68, no. 1, p. 21-40. [https://doi.org/10.1016/S0308-521X\(00\)00060-3](https://doi.org/10.1016/S0308-521X(00)00060-3)
- Roche, F. C. 1994. The technical and price efficiency of fertilizer use in irrigated rice production. *Bulletin of Indonesian Economic Studies*, vol. 30, no. 1, p. 59-83. <https://doi.org/10.1080/00074919412331336547>
- Roy, R., Chan, N. W., Rainis, R. 2014. Rice farming sustainability assessment in Bangladesh. *Sustainability Science*, vol. 9, no. 1, p. 31-44. <https://doi.org/10.1007/s11625-013-0234-4>
- Singh, R., Brennan, J., Lacy, J. 2007. Economic assessment of partial adoption of extension programs: the case of the ricecheck program in Australia. *Extension Farming Systems Journal*, vol. 3, no. 1, p. 1-11.
- Statistical Center Bureau of Banyuasin Regency. 2018. *Kabupaten Banyuasin dalam angka (Banyuasin in figures)*. Pangkalan Balai, Indonesia : BPS Kabupaten Banyuasin, 330 p. (in Indonesian)
- Taweekul, K., Caldwell, J., Yamada, R., Fujimoto, A. 2010. Assessment of the impact of a farmer-to-farmer learning and innovation scaling out process on technology adaptation, farm income and diversification in Northeast Thailand. *International Journal of Technology Management & Sustainable Development*, vol. 8, no. 2, p. 129-144. <https://doi.org/10.1386/ijtm.8.2.129/1>
- Taylor, D. C., Mohamed, Z. A., Shamsudin, M. N., Mohayidin, M. G., Chiew, E. F. C. 1993. Creating a farmer sustainability index: A Malaysian case study. *American Journal of Alternative Agriculture*, vol. 8, no. 4, p. 175-184. <https://doi.org/10.1017/S0889189300005403>
- Teklewold, H., Kassie, M., Shiferaw, B. 2013. Adoption of multiple sustainable agricultural practices in rural Ethiopia. *Journal of Agricultural Economics*, vol. 64, no. 3, p. 597-623. <https://doi.org/10.1111/1477-9552.12011>
- Terano, R., Mohamed, Z., Shamsudin, M. N., Latif, I. A. 2015. Farmers sustainability index: The case of paddy farmers in state of Kelantan, Malaysia. *Journal of the International Society for Southeast Asian Agricultural Sciences*, vol. 21, no. 1, p. 55-67.
- Tey, Y. S., Li, E., Bruwer, J., Abdullah, A. M., Brindal, M., Radam, A., Ismail, M. M., Darham, S. 2014. The relative importance of factors influencing the adoption of sustainable agricultural practices: a factor approach for Malaysian vegetable farmers. *Sustainability Science*, vol. 9, no. 1, p. 17-29. <https://doi.org/10.1007/s11625-013-0219-3>
- Thanh, N. V., Yapwattanaphun, C. 2015. Banana farmers' adoption of sustainable agriculture practices in the Vietnam uplands: the case of Quang Tri Province. *Agriculture and Agricultural Science Procedia*, vol. 5, p. 67-74. <https://doi.org/10.1016/j.aaspro.2015.08.010>
- The Ministry of Agriculture. 2017. *Daftar periksa budidaya padi (Indonesia rice check)*. Jakarta, Indonesia : Kementan RI, 25 p. (in Indonesian)
- The Ministry of Agriculture. 2007. *Acuan penetapan rekomendasi pupuk N, P, dan K pada lahan sawah spesifik lokasi (Reference for the recommendation of N, P, and K fertilizers in location-specific paddy fields)*. Jakarta, Indonesia : Kementan RI, 230 p. (in Indonesian)
- Tilman, D., Cassman, K. G., Matson, P. A., Naylor, R., Polasky, S. 2002. Agricultural sustainability and intensive production practices. *Nature*, vol. 418, p. 671-677. <https://doi.org/10.1038/nature01014>
- Tsimbiri, P. F., Moturi, W. N., Sawe, J., Henley, P., Bend, J. R. 2015. Health impact of pesticides on residents and horticultural workers in the Lake Naivasha Region, Kenya. *Occupational Diseases and Environmental Medicine*, vol. 3, no. 2, p. 24-34. <https://doi.org/10.4236/odem.2015.32004>
- Veall, M. R., Zimmermann, K. F. 1996. Pseudo-R2 measures for some common limited dependent variable models. *Journal of Economic Surveys*, vol. 10, no. 3, p. 241-259. <https://doi.org/10.1111/j.1467-6419.1996.tb00013.x>
- Widjaja-Adi, I. P. G., Ratmini, N. P. S., Swastika, I. W. 1997. *Pengelolaan tanah dan air di lahan pasang surut (Soil and water management in tidal lowlands)* Jakarta, Indonesia : Badan Penelitian dan Pengembangan Pertanian Indonesia, 22 p. (in Indonesian)
- Wildayana, E., Armanto, M. E. 2018. Dynamics of landuse changes and general perception of farmers on South Sumatra wetlands. *Bulgarian Journal of Agricultural Science*, vol. 24, no. 2, p. 180-188.
- Wildayana, E., Armanto, M. E., Junedi, H. 2017. Characterizing and analyzing sonor system in peatlands. *Journal of Wetlands Environmental Management*, vol. 5, no. 2, p. 6-13. <https://doi.org/10.20527/jwem.v5i2.108>
- Yuan, J., Sha, Z., Hassani, D., Zhao, Z., Cao, L. Kui. 2017. Assessing environmental impacts of organic and inorganic fertilizer on daily and seasonal greenhouse gases effluxes in rice field. *Atmospheric Environment*, vol. 155, p. 119-128. <https://doi.org/10.1016/j.atmosenv.2017.02.007>
- Zahri, I., Adriani, D., Wildayana, E., Sabaruddin Harun, M. U. 2018. Comparing rice farming appearance of different agroecosystem in South Sumatra, Indonesia. *Bulgarian Journal of Agricultural Science*, vol. 24, no. 2, p. 189-198.
- Zeng, M., De Vries, W., Bonten, L. T. C., Zhu, Q., Hao, T., Liu, X., Xu, M., Shi, X., Zhang, F., Shen, J. 2017. Model-based analysis of the long-term effects of fertilization management on cropland soil acidification. *Environmental Science and Technology*, vol. 51, no. 7, p. 3843-3851. <https://doi.org/10.1021/acs.est.6b05491>
- Zeweld, W., Van Huylenbroeck, G., Tesfay, G., Speelman, S. 2017. Smallholder farmers' behavioural intentions towards sustainable agricultural practices. *Journal of Environmental Management*, vol. 187, p. 71-81. <https://doi.org/10.1016/j.jenvman.2016.11.014>

Funds:

We would like to gratitude to The Ministry of Research, Technology and Higher Education of Indonesia for a research grant through PMDSU Batch III scholarship and research scheme under grant number 068/SP2H/AMD/LT/DRPM/2020 and the international publication quality enhancement program (PKPI-PMDSU/Sandwich-like) 2019 under grant number T/2059/D3.2/KD.02.00/2019.

Conflict of Interest:

The authors declare no conflict of interest.

Contact address:

Khairul Fahmi Purba, Universitas Sriwijaya, Faculty of Agriculture, Department of Agribusiness, Jl. Palembang-Prabumulih KM. 32, 30662, Indralaya, South Sumatra, Indonesia, Tel.: + 6283196328464,

E-mail: khairulfahmi@student.pps.unsri.ac.id

ORCID: <https://orcid.org/0000-0003-2982-5041>

*Muhammad Yazid, Universitas Sriwijaya, Faculty of Agriculture, Department of Agribusiness, Jl. Palembang-Prabumulih KM. 32, 30662, Indralaya, South Sumatra, Indonesia, Tel.: + 628153800550,

E-mail: yazid_ppmal@yahoo.com

ORCID: <https://orcid.org/0000-0003-0374-9132>

Mery Hasmeda, Universitas Sriwijaya, Faculty of Agriculture, Department of Agronomy, Jl. Palembang-Prabumulih KM. 32, 30662, Indralaya, South Sumatra, Indonesia, Tel.: + 628127126579,

E-mail: m_hasmeda@yahoo.com

ORCID: <https://orcid.org/0000-0001-7462-6282>

Dessy Adriani, Universitas Sriwijaya, Faculty of Agriculture, Department of Agribusiness, Jl. Palembang-Prabumulih KM. 32, 30662, Indralaya, South Sumatra, Indonesia, Tel.: + 628163286036,

E-mail: dessyadriani@fp.unsri.ac.id

ORCID: <https://orcid.org/0000-0002-0772-5253>

Meitry Firdha Tafari, Universitas Sriwijaya, Faculty of Agriculture, Department of Agribusiness, Jl. Palembang-Prabumulih KM. 32, 30662, Indralaya, South Sumatra, Indonesia, Tel.: + 6281369699331,

E-mail: meitrytafarini@student.pps.unsri.ac.id

ORCID: <https://orcid.org/0000-0002-9857-1367>

Corresponding author: *

**BUKTI KONFIRMASI SUBMIT ARTIKEL KE
SUBMISSION ORCHID
(14 Desember 2020)**

[Potravinarstvo] Submission ORCID

Dari: Ing. Peter Zajác, PhD. (editor@potravinarstvo.com)

Kepada: yazid_ppmal@yahoo.com

Tanggal: Senin, 14 Desember 2020 pukul 08.38 GMT+7

Dear Muhammad Yazid,

You have been listed as an author on a manuscript submission to Potravinarstvo Slovak Journal of Food Sciences. To confirm your authorship, please add your ORCID id to this submission by visiting the link provided below. You need only to click the link and your authorization is done.

 [Register or connect your ORCID iD](#)

This is an automatic e-mail generated by our editorial system. Please do not answer.

What is ORCID id? It is a unique identifier of author, which helps the indexation services like SCOPUS, WOS, or university libraries to clearly identify the authorship of the article. Sometimes authors may have the same first and family names around the world and it is hard to distinguish who is the author. ORCID number is solving this problem.

[More information about ORCID at Potravinarstvo Slovak Journal of Food Sciences](#)

BUKTI KONFIRMASI ARTIKEL PUBLICATION

(17 Januari 2021)

1473 Article publication

Dari: editor@potravinarstvo.com

Kepada: yazid_ppmal@yahoo.com

Tanggal: Minggu, 17 Januari 2021 pukul 17.54 GMT+7

Dear authors.

Your manuscript will be published on the 28th of January 20201.

We are sending you:

- The last version of the manuscript (PDF and DOCX).
- The PDF and HTML version of your manuscript was prepared and will be available soon on our website.
- Metadata (Article title, abstract, author names, author e-mails, author ORCID, author affiliation, journal title, journal volume, and article pages) will be automatically sent to the SCOPUS, DOAJ, CROSSREF, and other indexation services.
- The full-text version of your manuscript in pdf and XML format will be automatically sent to the SCOPUS for indexation.

At this stage, it is not possible to do major corrections to your article. This is the final version.

Indexation

The indexation of the manuscript by the SCOPUS database is made automatically. This service is ensured and provided by ELSEVIER publishing, not by our journal. We are not able to influence this process and the speed of the indexation. We regularly check whether all articles are indexed and if not, we contact SCOPUS. We are kindly asking you about patience, because this process may take several months. If necessary, contact directly the ELSEVIER publishing through the Help and Contact in the main menu of the SCOPUS website (make a click: How can we help you? Missing documents and fulfill the form.

<https://service.elsevier.com/app/contact/supporthub/scopuscontent/>

Your article will be processed by the Elsevier team).

Payment

If you have already made a payment, please disregard this information.

If you did not make a payment, please read the following instruction:

Dear authors, we will contact you regarding the payment of the publication fee. Our journal will issue an invoice for you. You now have the option to specify what information you want on the invoice. Please send this information to my colleague Ing. Jozef Capla, PhD. to his E-mail: capla@potravinarstvo.com

In the case of payment from a grant, it is usually necessary for you to send us the number of your internal order issued by your institution's information system together with the billing address. We will then state this information on the invoice. In the case that you pay as a person or the payment is made by your sponsor, also send us the billing information that you would like to have on the invoice. If you do not send this information, we will issue the invoice with the name of the first author and the institution of this author.

Acknowledgment

Thank you very much for your submission and we look forward to the next

cooperation.

Dear authors we would like to kindly ask you to make some citations to your article and articles of other authors published in our journal during the last 3 years in other Web of Science and Scopus indexed journals. This is very important and it will help you and our journal to be more recognized in the scientific and researcher community, increase the journal metrics SJR and impact factors, and also the quantile of the journal.

Information

Dear authors, our journal needs to fulfill the very strict criteria of SCOPUS and WEB OF SCIENCES databases. The clarity of English, formal aspects and scientific aspects, and other formal and technical issues are regularly evaluated by these databases. This is why we are doing the peer-review and editorial-review of your work. It is possible to publish only the articles, which meet these international criteria.

Publication fee

The publication activity of our journal is not commercial. The publication fee is necessary to cover expenses related to the website webhosting, database maintenance, software updates, English proofreading, Layout and design preparation, Crossref DOI identifier, Crossref DOI link checker software, Ithenticate antiplagiarism software, Grammarly professional English correcture software, Reciteworks professional software for reference and citation check and other expenses related to the journal activities. Our philosophy is to have a balanced budget every year. For these reasons, we must collect a publication fee from authors, which ensures the functioning of our editorial office and our services for you.

Editor team

Potravinarstvo Slovak Journal of Food Sciences

Ing. Peter Zajac, PhD.
Editor-in-Chief



1473.docx
3.4MB



1473.pdf
1.9MB

BUKTI ARTIKEL ACCEPTANCE DAN PUBLISHED

ONLINE

(16 November 2021 dan 28 Januari 2021)

THE SUSTAINABILITY OF RICE FARMING PRACTICES IN TIDAL SWAMPLANDS OF SOUTH SUMATRA INDONESIA

Khairul Fahmi Purba, Muhammad Yazid, Mery Hasmeda, Dessy Adriani, Meitry Firdha Tafari

ABSTRACT

Tidal swamplands are considered the national food security platform in Indonesia. Residues from the excessive chemical input used in the rice production affecting the environment, farmers' health, and the safety of the product. Similarly, one can expect that excessive chemical use in tidal swamplands can also threaten rice production system sustainability. This study aimed to assess and identify factors influencing the sustainability of rice farming practices in tidal swamplands of South Sumatra, Indonesia. A survey was carried out to obtain information through direct interviews with 150 farmers in Muara Telang, South Sumatra, Indonesia. The Indonesia rice check was employed as indicators to assess the sustainability of rice farming practices in tidal swamplands. A percentage index was to categorize the sustainability status. A regression analysis with the Tobit model was applied to identify factors influencing the sustainability of rice farming practices. The result showed that the average sustainability index was 25.53%. It indicated rice farming practices in tidal swamplands tend to be unsustainable. The significant factors influencing the sustainability of rice farming practices were farmer's education and household size. A policy recommendation is proposed to enhance the implementation of sustainable agriculture practices by the rice farmers in tidal swamplands.

Keywords: index; rice check; rice farm; sustainable agriculture; tidal swampland

INTRODUCTION

Suboptimal lands have an essential role in the food security of Indonesia. One of the suboptimal land types in Indonesia is tidal swamplands. Tidal swamplands are located close to the sea or river such that water availability in tidal swamplands for rice cultivation depends on the tides. The difference between irrigated rice fields and tidal swamplands is water management. There are some primary, secondary, and tertiary canals to the rice field that has sufficient water availability (Widjaja-Adi, Ratmini, and Swastika, 1997). Tidal swamplands are available in some regions of Indonesia such as Sumatra, Kalimantan, Papua, and Sulawesi only. The biggest area of tidal swamplands in Sumatra is in South Sumatra Province. Tidal swamplands were a government reclamation project in the 1970s. The project involved migrants from Java Island to Sumatra Island. The reclaimed area is cultivated for rice farming. The total area of tidal swamplands in South Sumatra is 266,674 hectares and 161,917 hectares are in Banyuasin Regency (Statistical Center Bureau of Banyuasin Regency, 2018). It indicates that a potential exists for food security. Therefore, tidal swamplands are recognized as the food barn of South Sumatra. However, some problems such as pyrite or FeS₂, peat, soil acidity, salinity, and others threaten the productivity of tidal

swamplands (Wildayana and Armanto, 2018). Furthermore, the farmers in tidal swamplands still cultivate rice using chemicals such as pesticides, insecticides, and fungicides excessively, and intensively (Roche, 1994; Zahri et al., 2018). It was caused by the label of chemicals stating the chemicals will not reduce rice production. The most used pesticide by the farmers is pesticide containing high toxicity (Amir et al., 2012). Some factors influencing the excess chemical use are behavior, perception, and lack of knowledge (Jallow et al., 2017). The problems can be threats to the ecology of tidal swamplands.

Many studies from some countries such as Australia (Cohen, 2007), Kenya (Tsimbiri et al., 2015), and Indonesia (Mariyono, Kuntariningsih and Kompas, 2018) stated that ecology degradation and decreased farmers' health occurred because of the chemical use such as pesticide, fertilizer, and others. The state is supported by a phenomenon in which farmers still use chemicals in higher doses than recommended (Chauhan and Singhal, 2006). The impacts of excess chemical uses in the long-term are environmental degradation, CO₂ emission, health problem, externality, and others (Yuan et al., 2017; Zeng et al., 2017). Therefore, preventive action should be taken.

In terms of food safety, excess chemical use affects rice quality (Hong-xing et al., 2017). Many chemical residues

are found in rice (Añasco et al., 2010). So the food safety of rice is still in doubt. The case was caused by sustainable agriculture practices that have not been implemented properly. Therefore, it is also important to note that agricultural practices or agriculture production systems must be eco-friendly (Mishra, 2013). So that the rice produced by farmers obtains a worthy price and good quality according to food safety criteria. Sustainable agriculture practices can improve yield and farmers' income. The recent studies investigated socio-economic factors influencing sustainable agriculture practices such as age, household size, education, farm size, and others (Prokopy et al., 2008; Tey et al., 2014; Dessart, Barreiro-Hurlé and Bavel, 2019).

Based on the problems above, a study regarding the sustainability of rice farming practices in tidal swamplands is a concern to monitor the tidal swamplands' environment. One of the tools to assess the sustainability of rice farming practices is a rice check. The rice check first appeared in 1986 by the Department of Agriculture New South Wales, Australia. The goal is to improve the quantity and quality of rice production and as a recommendation and learning platform for farmers. The rice check helped the farmers to figure out when the crops must be provided fertilizer, chemicals, and others so that the chemicals do not damage the environment and agricultural resources in Australia. Furthermore, The Australia rice check includes the allowed pesticides, appropriate application methods of chemicals, and the proper doses accord to the recommendation. The document educated the Australian farmers not to use the chemical excessively. The Australia rice check is targeted to achieve rice production 6 to 8 t.ha⁻¹. Singh, Brennan and Lacy (2007) explained that the Australia rice check changed Australian farmers' behavior and agriculture practices. The Australian farmers also got the benefit through increasing rice production.

In Malaysia, the Malaysian rice check was introduced in 2002 by the Department of Agriculture Malaysia. The farmers were expected to pay attention to their rice farm. The chemical uses were regulated on the document as well. Furthermore, the sustainability indicator of rice farming practices in Vietnam was issued by The Ministry of Agriculture and Rural Development Vietnam in 2008. The document was well known as Vietnam Good Agricultural Practice (Viet GAP). The indicators

emphasized chemical use, post-harvest process, and marketing of rice.

According to Tilman et al. (2002), the sustainability of agricultural production practices needs to be assessed for food security and safety strategy. Thus, this study aimed to assess and identify factors influencing the sustainability of rice farming practices in tidal swamplands. Furthermore, research on the sustainability assessment of rice farming practices in tidal swamplands does not exist yet. So this study is necessary to be carried out.

Scientific hypothesis

This study had two hypotheses:

1. The rice farming practices are sustainable in tidal swamplands.
2. The socio-economic factors such as age, education, household size, farm size, and farming experience influence the sustainability of rice farming practices.

MATERIAL AND METHODOLOGY

Study area

This study was conducted in Muara Telang, South Sumatra, Indonesia (Figure 1). The location was considered because it is the biggest area of tidal swampland's agriculture for rice production. The total area of Muara Telang is 341.57 km². The location is also a production center of tidal swampland rice in South Sumatra Province. Muara Telang District is a tidal swamp area with an altitude of 0.5 m to 2.25 m above sea level. The average monthly temperature is 27 °C. The relative humidity is 87%. The average annual rainfall is approximately 2,400 mm. The region has a topography with a land slope of less than 3%. It is very potential for the development area of food crops, particularly rice.

Data Collection

The primary data were collected through face-to-face interviews with the farmers. The 150 farmers were chosen by a simple random sampling technique since the area is similarly affected by tidal water. Some questions regarding the farmers' socioeconomic situation were addressed, i.e., age, education, household size, farm size, and farming experience. This study also covered several agricultural input use information such as seed, fertilizer (nitrogen, phosphor, and potassium), and chemical (herbicide, pesticide, and fungicide).



Figure 1 Tidal swamplands in Muara Telang, South Sumatra, Indonesia.

Table 1 Sustainability assessment worksheet for rice farming practices.

Indicators of Rice Farming Practices	Amount or Frequency	Max Score	Min Score
Seedling (Rice check 1,2,3)			
Planting time	Not Following = 0, Oct-Dec = 1	1	0
Variety	Not Following = 0, Mekongga, Ciherang, Inpari 30 Ciherang Sub 1 = 1	1	0
Amount of seeds (80 kg.ha ⁻¹)	<80 kg.ha ⁻¹ = 0, 80 kg.ha ⁻¹ = 1, >80 kg.ha ⁻¹ = -1	1	-1
Land preparation (Rice check 4,6)			
Depth (20 – 40 cm)	Not Following = 0, within 20 – 40 cm = 1	1	0
Planting distance (20 × 20cm)	Not Following = 0, within 20 × 20 cm = 1	1	0
Fertilizer (Rice check 7)			
Timing			
1 st application (15 – 20 days after planting)	Not Following = 0, within 15 – 20 days = 1	1	0
2 nd application (35 – 40 days after planting)	Not Following = 0, within 35 – 40 days = 1	1	0
3 rd application (50 – 55 days after planting)	Not Following = 0, within 50 – 55 days = 1	1	0
Amount of N fertilizer (200 kg.ha ⁻¹)	<200 kg.ha ⁻¹ = 0, 200 kg.ha ⁻¹ = 1, >200 kg.ha ⁻¹ = -1	1	-1
Amount of P fertilizer (75 kg.ha ⁻¹)	<75 kg.ha ⁻¹ = 0, 75 kg.ha ⁻¹ = 1, >75 kg.ha ⁻¹ = -1	1	-1
Amount of K fertilizer (50 kg.ha ⁻¹)	<50 kg.ha ⁻¹ = 0, 50 kg.ha ⁻¹ = 1, >50 kg.ha ⁻¹ = -1	1	-1
Organic fertilizer (Livestock dung, etc.)	No = 0, Used = 1	1	0
Weed Control (Rice Check 9)			
Frequency (herbicide use)	2 times = 0, 0 – 1 = 1, over 3 times = -1	1	-1
Amount of herbicide (5 L.ha ⁻¹)	<5 L.ha ⁻¹ = 0, 5 L.ha ⁻¹ = 1, >5 L.ha ⁻¹ = -1	1	-1
Organic herbicide	No = 0, Used = 1	1	0
Pulling up weeds by hands	No = 0, Yes = 1	1	0
Pest Control (Rice Check 10)			
Frequency (insecticide use)	2 times = 0, 0 – 1 time = 1, over 3 times = -1	1	-1
Amount of insecticide (5 L.ha ⁻¹)	<5 L.ha ⁻¹ = 0, 5 L.ha ⁻¹ = 1, >5 L.ha ⁻¹ = -1	1	-1
Organic insecticide	No = 0, Used = 1	1	0
Disease Control (Rice Check 10)			
Frequency (fungicide use)	2 times = 0, 0 – 1 time = 1, over 3 times = -1	1	-1
Amount of fungicide (5 L.ha ⁻¹)	<5 L.ha ⁻¹ = 0, 5 L.ha ⁻¹ = 1, >5 L.ha ⁻¹ = -1	1	-1
Organic fungicide	No = 0, Used = 1	1	0
Water Management (Rice Check 8,12,13)			
Following irrigate and drainage schedule	Yes = 0, No = 1	1	0
Observing depth of water	Yes = 0, No = 1	1	0
Total Score		24	-10

Table 2 Sustainability index of rice farming practices.

Sustainability index value (%)	Category
>70.0	Sustainable
60.1 – 70.0	Somewhat sustainable
50.1 – 60.0	Intermediate sustainable
40.1 – 50.0	Possibly quite unsustainable
20.0 – 40.0	Possibly unsustainable
<20.0	Possibly very unsustainable

The Indonesia rice check was employed as indicators to assess the sustainability of rice farming practices in tidal swamplands. The rice check is a guideline document of sustainable rice farming practices. There were 24 rice farming practices used as indicators. The practices and

indicators have been modified to be suitable for tidal swamplands. The sustainability assessment worksheet for rice farming practices was provided as a questionnaire in Table 1. The Indonesia rice check was presented by The Ministry of Agriculture Indonesia in 2017. It referred to

the Australia rice check. It emphasized farmers to achieve optimal rice production. The document is a result of the agreement among researchers, farmers, and agricultural extension officers based on 3 aspects of sustainability which are social, economic, and ecology. By adopting the rice check, The Indonesia Government expected the farmers had adopted the best technology to achieve optimal and sustainable rice production (The Ministry of Agriculture, 2017).

Data Analysis

The sustainability indexing of rice farming practices referred to Taylor et al. (1993). The farmers applying practices based on the sustainability assessment worksheet or questionnaire would be given a score of 1. However, the farmers who do not apply practices based on the questionnaire would be given a score of 0 or negative. The sustainability index value of rice farming practices was built on a range of 0 to 100%. It was created to obtain tangible results and facilitate the comparison of numerical scales among the rice farmers.

Then, the values were categorized according to the sustainability index. The six categories for the sustainability index of rice farming practices are in Table 2.

Furthermore, regression analysis with the Tobit model was applied to identify the factors influencing the sustainability of rice farming practices. The Tobit model was applied because the model can estimate and accommodate bias on censored data. The data structure of the sustainability index of rice farming practices or dependent variable (Y) is known as censored data because there were some values of zero (0) on observation data or index. The independent variables (X) used were the socio-economic characteristics of the farmer. Igbokwe (2000) reported that the socio-economic characteristics of farmers influenced rice farming practices. Therefore, the independent variables used in this study were age (X₁), education (X₂), household size (X₃), farm size (X₄), and farming experience (X₅). A regression equation with the Tobit model created in this study was:

$$\begin{aligned}
 Y_i^* &= \alpha + \beta_1 X_1 + \beta_2 X_2 + \beta_3 X_3 + \beta_4 X_4 + \beta_5 X_5 + u_i \\
 Y_i &= Y_i^* \text{ if } Y_i^* > 0 \\
 Y_i &= 0 \text{ if } Y_i^* \leq 0
 \end{aligned}
 \tag{1}$$

Where:
 Y_i^{*} denotes the sustainability index of rice farming practices; α is the intercept of the model; β₁...β_n (n = 1, 2, 3...) are estimated parameters; X₁, X₂, X₃, X₄, and X₅

represent age, education, household size, farm size, and farming experience respectively; u_i indicates an error term.

Statistical analysis

Two statistical analyses were used in this study. The descriptive statistics were performed in Microsoft Excel 2010. Furthermore, the data analysis for the parametric statistics which was regression analysis with the Tobit model was performed in STATA 15.1. The p-values used for this study were p <1%; 5% and 10%.

RESULTS AND DISCUSSION

Socio-economic characteristics and input uses of rice farmers in tidal swamplands

The socio-economic characteristics of rice farmers in Muara Telang can be seen in Table 3. The majority of farmers are still in productive age. Therefore, they are still able to cultivate rice and work on rice farms. The farmers' education in tidal swamplands is still low. The average farmers' formal education is to 7.72 years. It indicates that the farmers got an education in primary school only. The average household size is two or three people. A farmer's household usually consists of the farmer, his wife, and one child or two children (unmarried). However, some farmers have more than two children and the minority of them live alone since his wife passed away and his children married and moved to the city. Furthermore, the average farmers' farm size is 4.72 ha. The farmers got a grant which was 2 ha of rice farms from the government. However, some of them sold rice farms. Moreover, some of them have 8 ha or more. Consequently, some farmers have smaller rice farms. The average farming experience of farmers is over 20 years. Farming is the main job in Muara Telang. The farmers cultivated rice and worked in the rice farm or wetland before becoming migrants in the reclamation project of tidal swamplands in the 1970s.

This study found that excess agricultural input uses tidal swamplands (Table 4). The implication of the excess agricultural input uses is inefficient rice production in tidal swamplands (Purba et al., 2020). The average seed use was 85.82 kg.ha⁻¹. The case was occurred due to the cultivation system in tidal swamplands. The cultivation system in tidal swamplands is direct seed spreading. It is well-known as *sonor*. It is carried out without seedling. The practice is also followed by burning the land for land clearing. It is one of the cases that trigger unsustainability (Wildayana, Armanto and Junedi, 2017). The impact of the practice was no regulated depth and planting distance. Besides, some farmers still used the local variety with limited technology. It made the sustainability score of rice farming practices low.

Table 3 Socio-economic characteristics of rice farmers.

Variables	Mean	Std. Deviation
Age (year)	44.74	11.45
Education (year)	7.72	3.25
Household size (individual)	2.56	1.21
Farm size (ha)	4.72	3.93
Farming experience (year)	24.25	11.34

Table 4 Input use of rice farmers.

Input	Mean	Std. Deviation
Seed (kg.ha ⁻¹)	85.82	20.94
Nitrogen fertilizer (kg.ha ⁻¹)	239.09	120.05
Phosphor fertilizer (kg.ha ⁻¹)	149.20	76.39
Potassium fertilizer (kg.ha ⁻¹)	132.95	73.28
Herbicide (L.ha ⁻¹)	6.54	3.18
Insecticide (L.ha ⁻¹)	5.34	3.27
Fungicide (L.ha ⁻¹)	5.64	2.77

Table 5 Result of rice farming practices sustainability assessment.

Measure	Value (%)
Mean	25.53
Median	26.14
Mode	27.27
Min – Max	0.00 – 72.73

This study found that the fertilizer and chemical uses in tidal swamplands were still high. Based on the government recommendation, the fertilizer uses for nitrogen, phosphor, and potassium should be 200 kg.ha⁻¹, 75 kg.ha⁻¹ and 50 kg.ha⁻¹ respectively (The Ministry of Agriculture, 2017). The case is in line with Han and Zhao (2009) that the farmers in China also use a higher amount of fertilizer than is recommended. The chemical uses for pest and disease control such as herbicide, insecticide, and fungicide are also higher than the recommendation. The recommendation of chemical uses is 5 L.ha⁻¹ for herbicide, insecticide, and fungicide respectively. Abhilash and Singh (2009) reported that chemical uses in India were higher than the recommendation. The chemical uses would be possible to increase and would threaten the sustainability of tidal swamplands.

Assessment of rice farming practices sustainability in tidal swamplands

The average index of rice farming practices sustainability in tidal swamplands was 25.53%. It means rice farming practices were in the category of possibly unsustainable. It occurred because some farmers indeed carried out sustainable agriculture practice but only the easy practices such as pulling up weeds by hands, the timing of fertilizer application, and others. The farmers disregarded the important practices in sustainable agriculture like the amount of fertilizer and chemicals (Mishra et al., 2018). The maximum index was 72.73. Despite there was a farmer in the category of sustainable, no farmer has a perfect performance in sustainable agriculture practices with a score of 100% (Table 5).

Furthermore, over 50% of the farmers were in the category of possibly unsustainable. Moreover, 47 rice farmers (31.33%) were in the worst category, namely possibly very unsustainable. Then, 23 rice farmers (15.33%) had a sustainability index in the category of possibly quite unsustainable. There was one farmer in the category of intermediate sustainable, somewhat sustainable, and sustainable (Figure 2). The farmer in the sustainable category can be a role model for farmer-to-farmer learning so that the other farmers would adopt and apply sustainable agriculture practices. Farmer-to-farmer

learning can improve social capital, income, and technology adoption (Taweekul et al., 2010). The agricultural extension officers also are needed to enhance farmers' knowledge related to sustainable farming practices. The agricultural extension role is expected can improve the adoption of sustainable agriculture practices for the farmers (Hosseini, Mohammadi and Mirdamadi, 2011; Anang, Bäckman and Sipiläinen, 2020).

Most of the farmers were in the possibly unsustainable category. The finding is supported by some studies in Malaysia. The studies explained that rice farming practices were possibly unsustainable in granary areas of Malaysia (Mohamed et al., 2016a) and Kelantan (Terano et al., 2015). The majority of farmers were unsustainable for rice farming practices with a score of less than 40%. A study by Roy, Chan and Rainis (2014) showed that more than 50% of the rice farming were unsustainable in Bangladesh. The main cause of the case is excessive and intensively chemical use.

Factors influencing the sustainability of rice farming practices in tidal swamplands

According to Veall and Zimmermann (1996), if the value of Pseudo R² is adequate (>50%), the Tobit model is fit. The value of Pseudo R² in this study was 69%. The result of the regression analysis with the Tobit model is provided in Table 6. The intercepts of the model were negative. It indicated the sustainability of rice farming practices in tidal swamplands is unsustainable. The result was supported by the previous finding revealing the sustainability of rice farming practices in tidal swamplands is possibly unsustainable with the score index range of 20 to 40%. Age had a positive value. However, it does not significantly influence the sustainability of rice farming practices in tidal swamplands. Mohamed et al. (2016b) also declared that age is not a determinant factor in the sustainability of rice farming practices in Malaysia.

Education was positive and significantly affected the sustainability of rice farming practices in tidal swamplands. It occurred since some farmers began to aware of the environmental issue and sustainability (Francis and Porter, 2011).

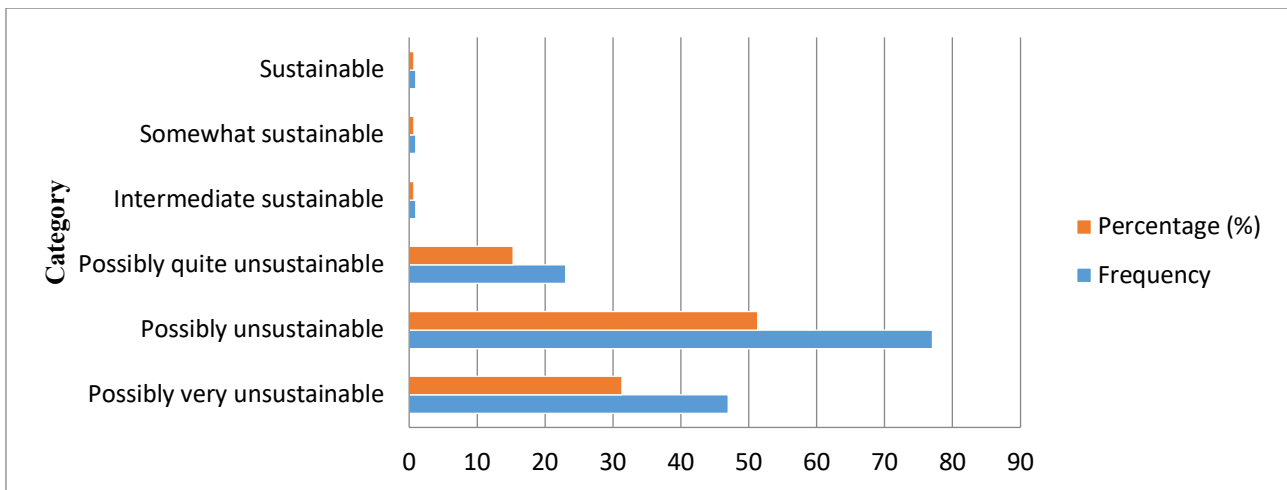


Figure 2 Categorization of the farmer sustainability index.

Table 6 Result of regression analysis with Tobit model.

Variables	Coefficient	Std. Error	t-stat	p
Constant	-5.14	1.87	-2.75	0.01**
Age	0.09	0.60	0.15	0.39
Education	1.70	0.20	8.50	0.00***
Household size	4.59	0.58	7.91	0.00***
Farm size	0.05	0.19	0.26	0.385
Farming experience	-0.28	0.15	-1.87	0.070*
Pseudo R ²			0.69	
p > Chi-square			0.00	

Note: ***= Significant at $p < 0.01$; **= Significant at $p < 0.05$; *= Significant at $p < 0.10$.

The farmers got information from television or social media regarding sustainable agriculture. Currently, the role of electronic media is important to build the capacity of farmers (Zeweld et al., 2017).

It is such an informal education that can improve the farmers' knowledge regarding sustainable agriculture. Education significantly influenced sustainable agriculture practices in Nigeria (Omoare and Oyediran, 2020), Vietnam (Thanh and Yapwattanaphun, 2015), and the USA (D'Souza, Cyphers and Phipps, 1993).

Furthermore, household size had a significant value on the sustainability of rice farming practices in tidal swamplands. The household size significantly influenced sustainable agriculture practices in the Philippines (Mariano, Villano and Fleming, 2012) and Ethiopia (Kassie et al., 2009). The household size in agriculture is related to labor. Labor availability is important in sustainable agriculture (Teklewold, Kassie and Shiferaw, 2013). The rice farmers in tidal swamplands employed family labor on the rice farm. The case occurred because sustainable agriculture required more labor than conventional agriculture (Rigby and Cáceres, 2001). The most of inputs used for rice farms with sustainable farming practices must be made by own. Economically, the farmers can save some money to pay hired laborers if the farmers employed the family laborers. It is a reason why household size influences the sustainability of rice farming practices. However, the current case that occurred in the tidal swampland is the labor forces move to an urban area. The labor forces seek a job in the city as construction laborers or others. The decreasing force of labor in agriculture

would threaten rural development (Peng, Tang and Zou, 2009).

The other finding obtained that farm size did not influence the sustainability of rice farming practices in tidal swamplands. The tidal swamplands owned by farmers are fragmented. Therefore, the farmers are tough to manage and maintain their rice farms sustainably. The other reason is if a farmer carried out sustainable agriculture practices but the surrounding farmers did not; the surrounding farmers' chemical will pollute the rice farm with sustainable agriculture practices. This finding is also in line with Terano et al. (2015) and Mohamed et al. (2016b) that farm size did not affect the sustainability of rice farming practices significantly in Malaysia.

The farming experience negatively influences the sustainability of rice farming practices in tidal swamplands. The farming experience had a negative value on the sustainable agriculture practices of farmers in Bangladesh (Ghosh and Hasan, 2013) and Nigeria (Oyewole and Sennuga, 2020). The experienced farmers were not willing to change their rice farming practices. They thought that sustainable rice farming practices are difficult and spend much of their time. On the other hand, they could buy the agricultural input without making it by themselves. It is required a way to change their paradigm to achieve sustainable agriculture. The ways are through training, field school, empowerment program, or others (Berg et al., 2020).

CONCLUSION

This study concluded that rice farming practices in tidal swamplands were unsustainable. The majority of farmers had an average sustainability index of 25.53%. It indicated that rice farming practices in tidal swamplands were possibly unsustainable. The factors affecting the sustainability of rice farming practices in tidal swamplands were education and household size. In terms of policy recommendations, farmer-to-farmer learning and extension are considered to encourage and educate the farmers to implement sustainable agriculture practices. Also, an empowerment program for the young generation in tidal swamplands must be considered to prevent labor movement from the agriculture sector in the rural area to the industry sector in the urban area.

REFERENCES

Abhilash, P. C., Singh, N. 2009. Pesticide use and application: An Indian scenario. *Journal of Hazardous Materials*, vol. 165, no. 1-3, p. 1-12. <https://doi.org/10.1016/j.jhazmat.2008.10.061>

Amir, H. M., Shamsudin, M. N., Mohamed, Z. A., Husein, M. A., Radam, A. 2012. An economic evaluation of rice ipm practices in MADA, Malaysia. *Journal of Economics and Sustainable Development*, vol. 3, no. 9, p. 47-56.

Anang, B. T., Bäckman, S., Sipiläinen, T. 2020. Adoption and income effects of agricultural extension in Northern Ghana. *Scientific African*, vol. 7, p. 1-17. <https://doi.org/10.1016/j.sciaf.2019.e00219>

Añasco, N., Uno, S., Koyama, J., Matsuoka, T., Kuwahara, N. 2010. Assessment of pesticide residues in freshwater areas affected by rice paddy effluents in Southern Japan. *Environmental Monitoring and Assessment*, vol. 160, no. 1-4, p. 371-383. <https://doi.org/10.1007/s10661-008-0701-z>

Berg, H. D., Katelaar, J. W., Dicke, M., Fredrix, M. 2020. Is the farmers field school still relevant? Case studies from Malawi and Indonesia. *NJAS-Wageningen Journal of Life Sciences*, vol. 92, no. 1, p. 1-13. <https://doi.org/10.1016/j.njas.2020.100329>

Chauhan, R. S., Singhal, L. 2006. Harmful effects of pesticides and their control through cowpathy. *International Journal of Cow Science*, vol. 2, no. 1, p. 61-70.

Cohen, M. 2007. Environmental toxins and health-The health impact of pesticides. *Australian Family Physician*, vol. 36, no. 12, p. 1002-1004.

Dessart, F. J., Barreiro-Hurlé, J., Bavel, R. V. 2019. Behavioural factors affecting the adoption of sustainable farming practices: a policy-oriented review. *European Review of Agricultural Economics*, vol. 46, no. 3, p. 417-471. <https://doi.org/10.1093/erae/jbz019>

D'Souza, G., Cyphers, D., Phipps, T. 1993. Factors affecting the adoption of sustainable agricultural practices. *Agricultural and Resource Economics Review*, vol. 22, no. 2, p. 159-165. <https://doi.org/10.1017/s1068280500004743>

Francis, C. A., Porter, P. 2011. Ecology in sustainable agriculture practices and systems. *Critical Reviews in Plant Sciences*, vol. 30, no. 1-2, p. 64-73. <https://doi.org/10.1080/07352689.2011.554353>

Ghosh, M. K., Hasan, S. S. 2013. Farmers' attitude towards sustainable agricultural practices. *Bangladesh Research Publication Journal*, vol. 8, no. 4, p. 227-234.

Han, H., Zhao, L. 2009. Farmers' character and behavior of fertilizer application -evidence from a survey of Xinxiang County, Henan Province, China. *Agricultural Sciences in China*, vol. 8, no. 10, p. 1238-1245.

[https://doi.org/10.1016/S1671-2927\(08\)60334-X](https://doi.org/10.1016/S1671-2927(08)60334-X)

Hong-xing, X., Ya-jun, Y., Yan-hui, L., Xu-song, Z., Jun-ce, T., Feng-xiang, L., Qiang, F., Zhong-xian, L. 2017. Sustainable management of rice insect pests by non-chemical-insecticide technologies in China. *Rice Science*, vol. 24, no. 2, p. 61-72. <https://doi.org/10.1016/j.rsci.2017.01.001>

Hosseini, S. J. F., Mohammadi, F., Mirdamadi, S. M. 2011. Factors affecting environmental, economic and social aspects of sustainable agriculture in Iran. *African Journal of Agricultural Research*, vol. 6, no. 2, p. 451-457. <https://doi.org/10.5897/AJAR10.954>

Igbokwe, E. M. 2000. The relationship between socio-economic variables and adaptation rate of rice farmers in The Awgu agricultural zone, Enugu State. *Journal of Agricultural Extension*, vol. 4, p. 9-14.

Jallow, M. F. A., Awadh, D. G., Albaho, M. S., Devi, V. Y., Thomas, B. M. 2017. Pesticide risk behaviors and factors influencing pesticide use among farmers in Kuwait. *Science of the Total Environment*, vol. 574, p. 490-498. <https://doi.org/10.1016/j.scitotenv.2016.09.085>

Kassie, M., Zikhali, P., Manjur, K., Edwards, S. 2009. Adoption of sustainable agriculture practices: Evidence from a semi-arid region of Ethiopia. *Natural Resources Forum*, vol. 33, no. 3, p. 189-198. <https://doi.org/10.1111/j.1477-8947.2009.01224.x>

Mariano, M. J., Villano, R., Fleming, E. 2012. Factors influencing farmers' adoption of modern rice technologies and good management practices in the Philippines. *Agricultural Systems*, vol. 110, p. 41-53. <https://doi.org/10.1016/j.agsy.2012.03.010>

Mariyono, J., Kuntariningsih, A., Kompas, T. 2018. Pesticide use in Indonesian vegetable farming and its determinants. *Management of Environmental Quality: An International Journal*, vol. 29, no. 2, p. 305-323. <https://doi.org/10.1108/MEQ-12-2016-0088>

Mishra, B., Gyawali, B. R., Paudel, K. P., Poudyal, N. C., Simon, M. F., Dasgupta, S., Antonious, G. 2018. Adoption of sustainable agriculture practices among farmers in Kentucky, USA. *Environmental Management*, vol. 62, no. 6, p. 1060-1072. <https://doi.org/10.1007/s00267-018-1109-3>

Mishra, M. 2013. Role of eco-friendly agricultural practices in Indian agriculture development. *International Journal of Agriculture and Food Science Technology (IJAFST)*, vol. 4, no. 2, p. 11-15.

Mohamed, Z., Terano, R., Shamsudin, M. N., Latif, I. A. 2016a. Paddy farmers' sustainability practices in Granary areas in Malaysia. *Resources*, vol. 5, no. 2, p. 1-11. <https://doi.org/10.3390/resources5020017>

Mohamed, Z., Terano, R., Sharifuddin, J., Rezai, G. 2016b. Determinants of paddy farmer's sustainability farm practices. *Agriculture and Agricultural Science Procedia*, vol. 9, p. 191-196. <https://doi.org/10.1016/j.aaspro.2016.02.120>

Omoare, A. M., Oyediran, W. O. 2020. Factors affecting rice farming practices among farmers in Ogun and Niger States, Nigeria. *Journal of Agricultural Extension*, vol. 24, no. 2, p. 92-103. <https://doi.org/10.4314/jae.v24i2.10>

Oyewole, S. O., Sennuga, S. O. 2020. Factors influencing sustainable agricultural practices among smallholder farmers in Ogun State of Nigeria. *Asian Journal of Advances in Agricultural Research*, vol. 14, no. 1, p. 17-24. <https://doi.org/10.9734/ajaar/2020/v14i130120>

Peng, S., Tang, Q., Zou, Y. 2009. Current status and challenges of rice production in China. *Plant Production Science*, vol. 12, no. 1, p. 3-8. <https://doi.org/10.1626/pp.s.12.3>

Prokopy, L. S., Floress, K., Klotthor-Weinkauf, D.,

- Baumgart-Getz, A. 2008. Determinants of agricultural best management practice adoption: Evidence from the literature. *Journal of Soil and Water Conservation*, vol. 63, no. 5, p. 300-311. <https://doi.org/10.2489/jswc.63.5.300>
- Purba, K. F., Yazid, M., Hasmeda, M., Adriani, D., Tafarini, M. F. 2020. Technical efficiency and factors affecting rice production in tidal lowlands of South Sumatra Province Indonesia. *Potravinarstvo Slovak Journal of Food Sciences*, vol. 14, no. 1, p. 101-111. <https://doi.org/10.5219/1287>
- Rigby, D., Cáceres, D. 2001. Organic farming and the sustainability of agricultural systems. *Agricultural Systems*, vol. 68, no. 1, p. 21-40. [https://doi.org/10.1016/S0308-521X\(00\)00060-3](https://doi.org/10.1016/S0308-521X(00)00060-3)
- Roche, F. C. 1994. The technical and price efficiency of fertilizer use in irrigated rice production. *Bulletin of Indonesian Economic Studies*, vol. 30, no. 1, p. 59-83. <https://doi.org/10.1080/00074919412331336547>
- Roy, R., Chan, N. W., Rainis, R. 2014. Rice farming sustainability assessment in Bangladesh. *Sustainability Science*, vol. 9, no. 1, p. 31-44. <https://doi.org/10.1007/s11625-013-0234-4>
- Singh, R., Brennan, J., Lacy, J. 2007. Economic assessment of partial adoption of extension programs: the case of the ricecheck program in Australia. *Extension Farming Systems Journal*, vol. 3, no. 1, p. 1-11.
- Statistical Center Bureau of Banyuasin Regency. 2018. *Kabupaten Banyuasin dalam angka (Banyuasin in figures)*. Pangkalan Balai, Indonesia : BPS Kabupaten Banyuasin, 330 p. (in Indonesian)
- Taweekul, K., Caldwell, J., Yamada, R., Fujimoto, A. 2010. Assessment of the impact of a farmer-to-farmer learning and innovation scaling out process on technology adaptation, farm income and diversification in Northeast Thailand. *International Journal of Technology Management & Sustainable Development*, vol. 8, no. 2, p. 129-144. <https://doi.org/10.1386/ijtm.8.2.129/1>
- Taylor, D. C., Mohamed, Z. A., Shamsudin, M. N., Mohayidin, M. G., Chiew, E. F. C. 1993. Creating a farmer sustainability index: A Malaysian case study. *American Journal of Alternative Agriculture*, vol. 8, no. 4, p. 175-184. <https://doi.org/10.1017/S0889189300005403>
- Teklewold, H., Kassie, M., Shiferaw, B. 2013. Adoption of multiple sustainable agricultural practices in rural Ethiopia. *Journal of Agricultural Economics*, vol. 64, no. 3, p. 597-623. <https://doi.org/10.1111/1477-9552.12011>
- Terano, R., Mohamed, Z., Shamsudin, M. N., Latif, I. A. 2015. Farmers sustainability index: The case of paddy farmers in state of Kelantan, Malaysia. *Journal of the International Society for Southeast Asian Agricultural Sciences*, vol. 21, no. 1, p. 55-67.
- Tey, Y. S., Li, E., Bruwer, J., Abdullah, A. M., Brindal, M., Radam, A., Ismail, M. M., Darham, S. 2014. The relative importance of factors influencing the adoption of sustainable agricultural practices: a factor approach for Malaysian vegetable farmers. *Sustainability Science*, vol. 9, no. 1, p. 17-29. <https://doi.org/10.1007/s11625-013-0219-3>
- Thanh, N. V., Yapwattanaphun, C. 2015. Banana farmers' adoption of sustainable agriculture practices in the Vietnam uplands: the case of Quang Tri Province. *Agriculture and Agricultural Science Procedia*, vol. 5, p. 67-74. <https://doi.org/10.1016/j.aaspro.2015.08.010>
- The Ministry of Agriculture. 2017. *Daftar periksa budidaya padi (Indonesia rice check)*. Jakarta, Indonesia : Kementan RI, 25 p. (in Indonesian)
- The Ministry of Agriculture. 2007. *Acuan penetapan rekomendasi pupuk N, P, dan K pada lahan sawah spesifik lokasi (Reference for the recommendation of N, P, and K fertilizers in location-specific paddy fields)*. Jakarta, Indonesia : Kementan RI, 230 p. (in Indonesian)
- Tilman, D., Cassman, K. G., Matson, P. A., Naylor, R., Polasky, S. 2002. Agricultural sustainability and intensive production practices. *Nature*, vol. 418, p. 671-677. <https://doi.org/10.1038/nature01014>
- Tsimbiri, P. F., Moturi, W. N., Sawe, J., Henley, P., Bend, J. R. 2015. Health impact of pesticides on residents and horticultural workers in the Lake Naivasha Region, Kenya. *Occupational Diseases and Environmental Medicine*, vol. 3, no. 2, p. 24-34. <https://doi.org/10.4236/odem.2015.32004>
- Veall, M. R., Zimmermann, K. F. 1996. Pseudo-R2 measures for some common limited dependent variable models. *Journal of Economic Surveys*, vol. 10, no. 3, p. 241-259. <https://doi.org/10.1111/j.1467-6419.1996.tb00013.x>
- Widjaja-Adi, I. P. G., Ratmini, N. P. S., Swastika, I. W. 1997. *Pengelolaan tanah dan air di lahan pasang surut (Soil and water management in tidal lowlands)* Jakarta, Indonesia : Badan Penelitian dan Pengembangan Pertanian Indonesia, 22 p. (in Indonesian)
- Wildayana, E., Armanto, M. E. 2018. Dynamics of landuse changes and general perception of farmers on South Sumatra wetlands. *Bulgarian Journal of Agricultural Science*, vol. 24, no. 2, p. 180-188.
- Wildayana, E., Armanto, M. E., Junedi, H. 2017. Characterizing and analyzing sonor system in peatlands. *Journal of Wetlands Environmental Management*, vol. 5, no. 2, p. 6-13. <https://doi.org/10.20527/jwem.v5i2.108>
- Yuan, J., Sha, Z., Hassani, D., Zhao, Z., Cao, L. Kui. 2017. Assessing environmental impacts of organic and inorganic fertilizer on daily and seasonal greenhouse gases effluxes in rice field. *Atmospheric Environment*, vol. 155, p. 119-128. <https://doi.org/10.1016/j.atmosenv.2017.02.007>
- Zahri, I., Adriani, D., Wildayana, E., Sabaruddin Harun, M. U. 2018. Comparing rice farming appearance of different agroecosystem in South Sumatra, Indonesia. *Bulgarian Journal of Agricultural Science*, vol. 24, no. 2, p. 189-198.
- Zeng, M., De Vries, W., Bonten, L. T. C., Zhu, Q., Hao, T., Liu, X., Xu, M., Shi, X., Zhang, F., Shen, J. 2017. Model-based analysis of the long-term effects of fertilization management on cropland soil acidification. *Environmental Science and Technology*, vol. 51, no. 7, p. 3843-3851. <https://doi.org/10.1021/acs.est.6b05491>
- Zeweld, W., Van Huylenbroeck, G., Tesfay, G., Speelman, S. 2017. Smallholder farmers' behavioural intentions towards sustainable agricultural practices. *Journal of Environmental Management*, vol. 187, p. 71-81. <https://doi.org/10.1016/j.jenvman.2016.11.014>

Funds:

We would like to gratitude to The Ministry of Research, Technology and Higher Education of Indonesia for a research grant through PMDSU Batch III scholarship and research scheme under grant number 068/SP2H/AMD/LT/DRPM/2020 and the international publication quality enhancement program (PKPI-PMDSU/Sandwich-like) 2019 under grant number T/2059/D3.2/KD.02.00/2019.

Conflict of Interest:

The authors declare no conflict of interest.

Contact address:

Khairul Fahmi Purba, Universitas Sriwijaya, Faculty of Agriculture, Department of Agribusiness, Jl. Palembang-Prabumulih KM. 32, 30662, Indralaya, South Sumatra, Indonesia, Tel.: + 6283196328464,

E-mail: khairulfahmi@student.pps.unsri.ac.id

ORCID: <https://orcid.org/0000-0003-2982-5041>

*Muhammad Yazid, Universitas Sriwijaya, Faculty of Agriculture, Department of Agribusiness, Jl. Palembang-Prabumulih KM. 32, 30662, Indralaya, South Sumatra, Indonesia, Tel.: + 628153800550,

E-mail: yazid.ppmal@yahoo.com

ORCID: <https://orcid.org/0000-0003-0374-9132>

Mery Hasmeda, Universitas Sriwijaya, Faculty of Agriculture, Department of Agronomy, Jl. Palembang-Prabumulih KM. 32, 30662, Indralaya, South Sumatra, Indonesia, Tel.: + 628127126579,

E-mail: m.hasmeda@yahoo.com

ORCID: <https://orcid.org/0000-0001-7462-6282>

Dessy Adriani, Universitas Sriwijaya, Faculty of Agriculture, Department of Agribusiness, Jl. Palembang-Prabumulih KM. 32, 30662, Indralaya, South Sumatra, Indonesia, Tel.: + 628163286036,

E-mail: dessyadriani@fp.unsri.ac.id

ORCID: <https://orcid.org/0000-0002-0772-5253>

Meitry Firdha Tafari, Universitas Sriwijaya, Faculty of Agriculture, Department of Agribusiness, Jl. Palembang-Prabumulih KM. 32, 30662, Indralaya, South Sumatra, Indonesia, Tel.: + 6281369699331,

E-mail: meitrytafarini@student.pps.unsri.ac.id

ORCID: <https://orcid.org/0000-0002-9857-1367>

Corresponding author: *