



# International Journal of Scientific & Technology Research

[Home](#)
[About Us](#)
[Scope](#)
[Editorial Board](#)
[Contact Us](#)

## CONTACT

[Contact Us](#)  
[Privacy Policy](#)  
[Terms & Conditions](#)  
[Cancellation Policy](#)  
[Disclaimer](#)  
[Sitemap](#)



This work is licensed under a Creative Commons Attribution 4.0 International License.

## WELCOME TO IJSTR (ISSN 2277-8616) -

International Journal of Scientific & Technology Research is an open access international journal from diverse fields in sciences, engineering and technologies that emphasizes new research, development and their applications.

Papers reporting original research or extended versions of already published conference/journal papers are all welcomed. Papers for publication are selected through peer review to ensure originality, relevance, and readability.



IJSTR ensures a wide indexing policy to make published papers highly visible to the scientific community.

IJSTR is part of the eco-friendly community and favors e-publication mode for being an online 'GREEN journal'.

### RESEARCH PAPER PUBLISHING POLICY

IJSTR publishes articles that emphasizes research, development and application within the fields of engineering, science and technology. All manuscripts are pre-reviewed by the editorial review committee. Contributions must be original, not previously or simultaneously published elsewhere, and are critically reviewed before they are published. Papers, which must be written in English, should have sound grammar and proper terminologies.

### IJSTR PUBLICATION AIM & SCOPE

IJSTR is an international peer-reviewed, electronic, online journal published monthly. The aim and scope of the journal is to provide an academic medium and an important reference for the advancement and dissemination of research results that support high-level learning, teaching and research in the fields of engineering, science and technology. Original theoretical work and application-based studies, which contributes to a better understanding of engineering, science and technological challenges, are encouraged.

## Contact Us


### CURRENT PUBLICATIONS

**ISSN 2277-8616**

ISSN 2277-8616

International Journal of Scientific & Technology Research

e-publication, Volume 11, Issue 1  
 January 2022 Edition  
 ISSN 2277-8616



IJSTR  
[www.ijstr.org](http://www.ijstr.org)

January 2022 Edition **NEW**  
 December 2021 Edition  
 November 2021 Edition  
 October 2021 Edition  
 September 2021 Edition  
 August 2021 Edition  
 July 2021 Edition  
 June 2021 Edition  
 May 2021 Edition  
 April 2021 Edition  
 March 2021 Edition  
 February 2021 Edition  
 January 2021 Edition

**2020 Edition +**

**2019 Edition +**

**2018 Edition +**

**2017 Edition +**

**2016 Edition +**

**2015 Edition +**

**2014 Edition +**

**2013 Edition +**

**2012 Edition +**



# International Journal of Scientific & Technology Research

[Home](#)
[About Us](#)
[Scope](#)
[Editorial Board](#)
[Contact Us](#)

## CONTACT

[Contact Us](#)  
[Privacy Policy](#)  
[Terms & Conditions](#)  
[Cancellation Policy](#)  
[Disclaimer](#)  
[Sitemap](#)

## Editorial Board - IJSTR

**Dr. J.N. Swaminathan** (M.Tech, Ph.D)  
 Editor-in-chief  
 Professor & Head  
 Signal & Systems and Data Transformation  
 QIS College of Engineering and Technology Ongole  
 Andhra Pradesh, India - 523272.  
 Email: [chiefeditor@ijstr.org](mailto:chiefeditor@ijstr.org)



This work is licensed under a Creative Commons Attribution 4.0 International License.

<b>M.A. Andrzej Klimczuk</b> (Poland) Warsaw School of Economics, Collegium of Socio-Economics Ph.D. candidate	<b>Dr. S.R. Boselin Prabhu</b> (India) VSB College of Engineering Technical Campus, Coimbatore	<b>Dr. Rajeev Vats</b> (India) The University of Dodoma, Tanzania
---	---	--

<b>Shatrunjai Pratap Singh</b> (USA) Senior Data Scientist Consultant, Advanced Analytics, John Hancock Insurance, Boston, MA	<b>Dr. C. Jaya Subba Reddy</b> (India) Senior Assistant Professor, Dept. of Mathematics, S. V. University, Tirupati-517502, Andhra Pradesh, India	<b>Dr. Hiren C. Mandalia</b> (India) Scientist In-charge (HOD) at Central Laboratory, Ahmedabad Municipal Corporation
--	--	--

<b>Naveen Mani Tripathi</b> (India) Research Scientist in Ben-Gurion University of The Negev, Israel	<b>Dr. Yari Fard Rasool</b> (China) Rasool Yari Fard, Ph.D. in Accounting, Wuhan University of Technology, Wuhan, China.	<b>Egbuna Chukwuebuka</b> (Nigeria) Quality Control Analyst; New Divine Favour Pharmaceutical Industry Limited, Akuzor, Nkpor, Anambra State
---	---	---

<b>Indra Narayan Shrestha</b> (Nepal) Project Manager, Energize Nepal, School of Engineering, Kathmandu University (KU), Nepal	<b>Dr. Mohammad Israr</b> (India) Professor, Department of Mechanical Engineering, Sur University College Sur, Sultanate of Oman	<b>Dr. Rey S. Guevarra</b> (Muntinlupa) Professional Diploma leading to Doctor of Philosophy in Mathematics Education; Centro Escolar University
---	---	---

<b>Dr. Sukumar Senthikumar</b> (India) Post Doctoral Researcher, Advanced Education Center of Jeonbuk for Electronics and Information Technology-BK21, Center for Advanced Image and Information Technology, Division of Computer Science and Engineering,	<b>Ameenulla J Ali</b> (India) PhD in Wireless Communications (Electrical & Electronics Engineering) (Expected Dec-2015) Queen's University of Belfast, United Kingdom	<b>Sakshee Gupta</b> (India) PhD (Medical Microbiology): From Deptt. Of Microbiology, SMS Medical college, Jaipur
---	---	--

## Contact Us


### CURRENT PUBLICATIONS

ISSN 2277-8616

ISSN 2277-8616

International Journal of Scientific & Technology Research

e-publication, Volume 11, Issue 1  
 January 2022 Edition  
 ISSN 2277-8616



IJSTR  
[www.ijstr.org](http://www.ijstr.org)

January 2022 Edition **NEW**  
 December 2021 Edition  
 November 2021 Edition  
 October 2021 Edition  
 September 2021 Edition  
 August 2021 Edition  
 July 2021 Edition  
 June 2021 Edition  
 May 2021 Edition  
 April 2021 Edition  
 March 2021 Edition  
 February 2021 Edition  
 January 2021 Edition

**2020 Edition +**

**2019 Edition +**

**2018 Edition +**

**2017 Edition +**

**2016 Edition +**

**2015 Edition +**

Graduate School of  
Electronics and  
Information Engineering,  
Chon Buk National  
University, 664-14, 1Ga,  
Deok Jin-Dong, Jeonju,  
Chon Buk, 561-756,  
South Korea.

**2014 Edition +**

**2013 Edition +**

**2012 Edition +**

**Dr. Haijian Shi (USA)**  
Ph.D., P.E. 300 Lakeside  
Drive, Ste 220  
Oakland, CA 94612

**Dr. Chandrashekhar  
Joshi (India)**  
Ph.D. (Management ), M.  
Phil, (1st class) , M.Com.  
(1st class)

**Shadab Adam Pattekari  
(India)**  
Ph.D,MTech [CSE], B.E  
I.T ASSISTANT PROFESOR  
IN CSE DEPT. Tatyasaheb  
Kore Institute Of  
Engineering &  
Technology

**Kamal Kant Hiran  
(Ghana)**  
Ph.D\*, M.Tech. Gold  
Medalist, B.E

**M. Vasim Babu (India)**  
M.Vasim Babu M.E(Ph.D)  
AP/ECE,LMEC

**J. Deny (India)**  
M.Tech in Digital  
Communication and  
Network Engineering in  
Kalasalingam University,  
Krishnankoil

**R. Ranjithkumar (India)**  
M.Sc.,(Ph.D), Research  
Scholar, Department of  
Biotechnology, Dr.N.G.P.  
Arts and Science  
College, Coimbatore-48,  
Tamilnadu

**Dr. Ajay Gupta (India)**  
M.Sc., Ph.D, NET (CSIR)  
NET-ARS (A.S.R.B)

**Dr Palanivel  
Sathishkumar (Malaysia)**  
M.Sc., M.Phil., Ph.D.,  
Researcher: Institute of  
Environmental and  
Water Resource  
Management, Universiti  
Teknologi Malaysia,  
Johor Bahru, Malaysia

**Mallikarjun C.Sarsamba  
(India)**  
M. Tech. in Power  
Electronics,  
BE in Electronics &  
Communication

**Dr. Faizan Zaffar  
Kashoo (India)**  
Lecturer, College  
Applied Medical  
Sciences, Department Of  
Physical Therapy and  
Health Rehabilitation,  
Al-Majmaah University  
Kingdom Of Saudi  
Arabia.

**Kalipindi Murali (India)**  
K.Murali  
M.Tech.,M.Sc.,IAENG  
Asst Professor and  
Incharge HOD  
Dept of ECE  
VITW

**Dr. Aakash Shah (India)**  
Junior Resident  
(Orthodontics)  
Department of  
Orthodontics and  
Dentofacial Orthopedics,  
K.M. Shah Dental  
College and Hospital,  
Vadodara, Gujarat, India

**Kajal V. Rupapara  
(India)**  
Junior Research Fellow:  
Main Dry Farming  
Research Station,  
Junagadh Agriculture  
University, Targhadia,  
Rajkot.

**Meenakshi Priyadarshni  
(India)**  
INSPIRE FELLOWSHIP  
Department of Science  
and Technology  
(Government of India)

**Dr. Sridevi T.R. (India)**  
Ideal Homes layout R R  
Nagar, Bangalore South,  
India

**Dr. Anupam Khanna  
(India)**  
Head, Department of  
Mathematics DAV  
College Sadhaura,  
Yamunanagar Haryana  
India

**Prof. Rahul Mukherjee  
(India)**  
H.O.D.(EC-Dept.) SAIT,  
Jabalpur

**Dhananjai Verma  
(India)**  
Geologist - Geological  
Survey of India,  
Gandhinagar, Gujarat

**G. Komarasamy (India)**  
G.Komarasamy.,M.E.  
(Ph.D)., Assistant  
Professor-Senior Grade,  
Department of

**Fadugba S. Emmanuel  
(Nigeria)**  
Ekiti state university,  
Department of

Computer Science & Engineering, Bannari Amman Institute of Technology, Sathyamangalam. mathematical sciences, PMB 5363, Ado Ekiti

**Dr. Shuchitangshu Chatterjee (India)**  
Dy. General Manager - I/c (R&D), R & D Division, MECON Ltd.

**Dr. Mahyar Taghizadeh Nouie (Iran)**  
Doctor of Philosophy, Applied Mathematics (Optimal Control and Optimization), Ferdowsi University of Mashhad, Iran

**Dr. Abdul Aziz Khan (India)**  
Director/Principal, Rajeev Gandhi Proudhyogiki Mahavidyalaya

**Dr. Fouad A Majeed (Iraq)**  
Dept. of Physics College of Education for Pure Sciences University of Babylon

**Nazim Nariman (Iraq)**  
Consultant Structural Engineer  
PhD in Computational Structural Mechanics / Bauhaus Universitat Weimar / Germany  
MSc in Structural Engineering / University Sains Malaysia / Malaysia  
BSc in Civil Engineering / Salahaddin University / Iraq

**Prof. L Ramanan (India)**  
Consultancy Services | Founder & CEO | Bangalore-India

**Dr. Malik Muhammad Akhtar (Pakistan)**  
China University of Geosciences, Wuhan 388 Lumo Lu, Wuhan 430074, Hubei Province, China PRC

**Govinda Bhandari (Nepal)**  
Chief, Research and Training Professionals Training and Research Institute (EPTRI), Pvt. Ltd., Nepal

**Syedardalan ASHRAFZADEH (New Zealand)**  
Biotech. PhD Candidate School of Biological Sciences University of Canterbury, New Zealand

**Dr. Laith Ahmed Najam (Iraq)**  
B.Sc. Physics (1987), M.Sc. in Nuclear Physics (1990), Ph.D. in Nuclear Physics (2006) Mosul Univ. -IRAQ

**Mr. G. Aswan Kumar (India)**  
B.E., M.Tech., MIEEE., MASEE, Dept. of Electronics & Communication Engineering, Baba Institute of Technology and Sciences, Visakhapatnam-48, Andhra Pradesh, India

**Prof. Piyush Kumar Pareek (India)**  
B.E., M.Tech., MISTE, (Ph.D)

**Dr. kulkarni Sunil Jayant (India)**  
Asst. Professor Datta Meghe College of Engg., Airoli, Navi Mumbai

**Dr Anupam Krishna (India)**  
Asst. Prof., in Manipal University, TAPMI school of Business, Jaipur

**Kundan Lal Verma (India)**  
Asst. BDM, Professional Imaging Inc., New Delhi; Founder, Ujjawal Research Group; Member, NASA MATB Researchers Group.

**Mohammad Sadegh Mirzaei (Iran)**  
Asst Prof. University of Applied Science and Technology, Fars, Iran

**Dr. N R Birasal (India)**  
Associate Professor, Zoology Department, KLE Society's G H College

**Y. Ravindra Reddy (India)**  
Associate Professor, Teegala Ram Reddy College of Pharmacy, Meerpet, Saroornagar, Hyderabad.

**Dr. Sonam Mittal (India)**  
Associate Professor in the Dept of Computer

**Prof. Lalchand Dalal (India)**  
Associate Professor in

**Dr. Ashish Kr. Luhach (India)**  
Associate Professor at

Science & Information Technology in BK Birla Institute of Engineering & Technology, Pilani	Botany. M.Sc.(Bot), M.Phil(Bot), Ph.D(Botany. Title-Biofertilizers-Macronutrients and Micronutrients).	Lovely Professional University, Jalandhar, Punjab. India
<b>Dr. R. SathishKumar (India)</b> Associate Professor - Electronics and Communication Engineering, Sri Venkateswara College of Engineering	<b>Dr. Meenu Pandey (India)</b> Associate Professor (Communication Skills) Lakshmi Narain College of Technology, Bhopal	<b>Dr. Fateh Mebarek-Oudina (Algeria)</b> Assoc. Prof at Skikda University
<b>S Nagakishore Bhavanam (India)</b> Assistant Professor, University College of Engineering & Technology, Acharya Nagarjuna University,	<b>Rajesh Duvvuru (India)</b> Assistant Professor, Dept. of C.S.E, National Institute Of Technology, Jamshedpur	<b>Kavin Rajagopal (India)</b> ASSISTANT PROFESSOR(EEE DEPT) EXCEL COLLEGE OF ENGINEERING & TECHNOLOGY KOMARAPALAYAM
<b>Dr. K.V.V.N.S. Sundari Kameswari (India)</b> Assistant Professor with IMS Engineering College, Ghaziabad, UP	<b>G. Jegadeeswari (India)</b> Assistant Professor in the Department of EEE, AMET Deemed to be University, Chennai	<b>Dr. Mohammed Viquaruddin (India)</b> Assistant Professor in Political Science, Deogiri College, Aurangabad
<b>Dr. Nikunj Patel (India)</b> Assistant Professor in Microbiology, Sankalchand Patel University, Visnagar, Gujarat	<b>M. Selvaganapathy (India)</b> Assistant Professor in CK COLLEGE OF ENGINEERING & TECHNOLOGY, CUDDALORE	<b>Ms. Siva Priya R (India)</b> Assistant Lecturer College of Allied Health Sciences,GMU
<b>Ryhanul Ebad (KSA)</b> (1). Lecturer, Department of Computer & Information, Jazan University, Jazan, KSA. (2). Consultant and Advisor, Vice President for Academic Affairs, Jazan University, Jazan, KSA	<b>Vijayaragavan Navagar (India)</b>	<b>Dr. P.S. Sharavanan (India)</b>
<b>Anil Chaudhary (India)</b>	<b>Ashish Kumar (India)</b>	<b>R.B.Durairaj (India)</b>
<b>Prof. Rima Sabban (Sweden)</b>	<b>Dr. Sobhan Babu Kappala (India)</b>	<b>Sreenivasa Rao Basavala (India)</b>
<b>Dr. Abdul Hannan Shaikh (India)</b>	<b>Prashant Singh Yadav (India)</b>	<b>Fuzail Ahmad (India)</b>
<b>Daryoosh Hayati (Iran)</b>	<b>Dr. Tarig Osman Khider (Sudan)</b>	<b>Dhahri Amel (Tunisia)</b>
<b>Ajit Behera (India)</b>	<b>Dr. Basavarajaiah D.M. (India)</b>	<b>Maiyong Zhu (China)</b>
<b>Dr. Rafik Rajjak Shaikh (Germany)</b>	<b>Dr. Paras Wani (India)</b>	<b>Eliot Kosi Kumassah (Ghana)</b>
<b>Sonal Chonde (India)</b>	<b>Prof. Mohammed Junaid Siddiqui (India)</b>	<b>Kalyana Ramu B (India)</b>

Dr. Jayant Makwana (India India)	Skinder Bhat (India)	Farkhunda Jabin (India)
Dr. Hayssam Traboulsi (Lebanon)	Dr. S.Sundaram sengottuvelu (India)	Chandresh Kumar Chhatlani (India)
Dr. Jayapal Maleraju (India)	Aleemuddin.MA (India)	Rajib Roychowdhury (India)
Prof. Shashikant Patil (India)	Er. Ashutosh Dhamija (India)	Rajeshwar Dass (India)
Firas Mohammad AL- Aysh (Syrian Arab Republic)	Balajee Maram (India)	Dr. Khoulood Mohamed Ibrahim Barakat (Egypt)
Prof. Pravin Hansraj Ukey (India)	Dr. Sree Karuna Murthy Kolli (India)	Dr Salvatore Parisi (Italy)
Dr. Tarun Kumar Gupta (India)	Prof. Anoop Kumar (India)	Dr. Govind Daya Singh (India)
Hardeep Singh (India)	Dr. Basharia A. A. Yousef (Sudan)	Bambang Eka Purnama (Indonesia)
Dr. V. Balaji (India)		

***If you would like to be a part of our Editorial Board  
then please send us your resume at  
[editorialboard@ijstr.org](mailto:editorialboard@ijstr.org)***

---

©2023 International Journal of Scientific & Technology Research [Privacy Policy](#) | [Terms & Conditions](#)



# International Journal of Scientific & Technology Research

[Home](#)
[About Us](#)
[Scope](#)
[Editorial Board](#)
[Contact Us](#)

## CONTACT

[Contact Us](#)  
[Privacy Policy](#)  
[Terms & Conditions](#)  
[Cancellation Policy](#)  
[Disclaimer](#)  
[Sitemap](#)

## IJSTR Volume 8 - Issue 7, July 2019 Edition - ISSN 2277-8616

All listed papers are published after full consent of respective author or co-author(s).

For any discussion on research subject or research matter, the reader should directly contact to undersigned authors.

[IJSTR Terms and Conditions](#)




This work is licensed under a Creative Commons Attribution 4.0 International License.

## Analysis Of Granger Construction Between Debt Sovereign And Gross Domestic Product In Indonesia

Fara Dila Sandy, Siti Komariyah, Agus Luthfi

One of the indicators of the country's economy can be seen from the success of economic development which can be explained by state income or Gross Domestic Product (GDP). However, Indonesia as a developing country has a main concept in improving the economy by means of a sovereign debt system, a concept that is believed to be an accelerator capable of stimulating GDP to remain in an ideal position. To find out the influence between sovereign debt and Indonesia's GDP. Quantitative study using Granger Causality method. Indonesian state objects with variables GDP, inflation and government expenditure. The results showed that the equation between GDP and government expenditure significantly had a causality relationship each having a probability value of 0.049 and 0.002. On the other hand GDP and Debt have a causality relationship with a probability value of 0.045.

[\[View Full Paper\]](#)   [\[Download\]](#)  
[\[References\]](#)

1-4

## Analysis Of Performance Use Fuel Pertamina And Pertamina Turbo On Automatic Motor 125cc

Kisman H. Mahmud, Achmad Fatah, Anwar Ilmar Ramadhan

as has been known generally the performance of a motor is not as complete as we know especially with the new government product of the pertamax turbo fuel Ron 98, hence the purpose of this research is to perform experimental performance that occurs at the Otto cycle at

## Contact Us


## CURRENT PUBLICATIONS

ISSN 2277-8616

ISSN 2277-8616

International Journal of Scientific & Technology Research

e-publication, Volume 11, Issue 1  
 January 2022 Edition  
 ISSN 2277-8616



IJSTR  
[www.ijstr.org](http://www.ijstr.org)

January 2022 Edition **NEW**  
 December 2021 Edition  
 November 2021 Edition  
 October 2021 Edition  
 September 2021 Edition  
 August 2021 Edition  
 July 2021 Edition  
 June 2021 Edition  
 May 2021 Edition  
 April 2021 Edition  
 March 2021 Edition  
 February 2021 Edition  
 January 2021 Edition

**2020 Edition +**

**2019 Edition +**

**2018 Edition +**

**2017 Edition +**

**2016 Edition +**

**2015 Edition +**



base case power result, bus voltage and total losses in the system. The STATCOM size and the appropriate location is decided by the voltage profile improvement and real power loss minimization in the system. The proposed work is carried out in PSAT with MATLAB / Simulink environment. The results ensure that the real power losses in the power system network will be minimized by placing DG and STATCOM at suitable locations.

[\[View Full Paper\]](#) [\[Download\]](#)  
[\[References\]](#)

579-582

---

### **Work Stress, Job Satisfaction, And Turnover Intention: Case Study On Regional Development Banks In Southern Sumatera**

Zunaidah, Nengyanti, Muhammad Ichsan Hadjri

This study aimed to determine the influence of work stress and job satisfaction on employee turnover intention. The population in this study was 3,084 people at the Regional Development Bank in Southern Sumatera. By using the Slovin formula and the Proportional Stratified Random Sampling sampling method, it was found that the number of respondents who were respondents was 354 people. Variables were measured using instruments in the form of questionnaires distributed to respondents, where as many as 300 respondents returned the questionnaire. The results showed that work stress had a positive influence on employee turnover intention. The results of the study also show that job satisfaction had a negative influence on employee turnover intention.

[\[View Full Paper\]](#) [\[Download\]](#)  
[\[References\]](#)

583-586

---

### **Direct Proportion Or Inverse Proportion? The Occurrence Of Student Thinking Interference**

Muhammad Irfan, Toto Nusantara, Subanji, Sisworo

Proportional problem is a complex issue. What attracts the attention of researchers is the matter of direct proportion and inverse proportion. The two problems are different, but there are similarities that make the student has trouble while solving the problem. The purpose of this study is to describe the interference of students in solving the problem of inverse proportion based on APOS theory. The type of this research is qualitative-explorative research, that is, the researcher explores how the student's interference in solving the problem of inverse proportion. Selection of research subjects using purposive technique, namely by considering the answers of students written test. The data collection procedure uses problem-solving and in-depth interviews. The results of this study indicate that students experiencing proactive interference caused by failure to coordinate the knowledge they have with the problems faced. As a result, when resolving the problem of inverse

# Work Stress, Job Satisfaction, And Turnover Intention: Case Study On Regional Development Banks In Southern Sumatera

**Zunaidah, Nengyanti, Muhammad Ichsan Hadjri**

**Abstract:** This study aimed to determine the influence of work stress and job satisfaction on employee turnover intention. The population in this study was 3,084 people at the Regional Development Bank in Southern Sumatera. By using the Slovin formula and the Proportional Stratified Random Sampling sampling method, it was found that the number of respondents who were respondents was 354 people. Variables were measured using instruments in the form of questionnaires distributed to respondents, where as many as 300 respondents returned the questionnaire. The results showed that work stress had a positive influence on employee turnover intention. The results of the study also show that job satisfaction had a negative influence on employee turnover intention.

**Keywords:** Work stress, Job satisfaction, Turnover intention, Regional Development Banks.

## 1 INTRODUCTION

Some banks in Indonesia have decreased the number of employees in 2016 (Laucereno, 2017). This phenomenon does not only occur in Commercial Banks, but also in Regional Development Banks in Indonesia, including in the Southern Sumatera Region. Southern Sumatera Region has four Regional Development Banks, namely: Jambi, Bengkulu, South Sumatera, Bangka Belitung, and Lampung Regional Development Banks. According to data from the Annual Report of the Regional Development Bank in Southern Sumatera (2017), information was obtained that of the four BPDs in Southern Sumatera, three of them experienced a decrease in the number of employees. This shows that the phenomenon of the decline in the number of bank employees in Indonesia in 2016 was also experienced by the BPD in Southern Sumatera.[1][2]

One factor that causes a reduction in the number of employees in the banking industry is employee turnover. The high level of employee turnover will increase the risk of loss of potential employees in an organization, especially turnover intentions caused by the desires of the employees themselves. Turnover intentions from employees have been an important issue for management for years (Chen, Lin & Lien, 2010) and become a big problem for organizations in the present. Turnover intention can be influenced by various aspects, including work stress (Duraisingam, Pidd & Roche, 2009; Arshadi & Damiri, 2013; Lu Y et al., 2017) and job satisfaction (Simone, Planta & Cicotto, 2013; Tnay et al., 2013; Youcef, Ahmed & Ahmed, 2016).[3][4][5][6]

This study aimed to determine the effect of work stress and job satisfaction on employee turnover intentions at Regional Development Banks in Southern Sumatera. Research on the propositions of the variables in this study is still quite limited in number, especially in the analysis unit of the Regional Development Bank.[7][8][9][10]

## 2. LITERATURE REVIEW

Theory of Organizational Equilibrium.

Organizational equilibrium theory is proposed by Barnard (1970). Organizational equilibrium theory suggests that an employee will continue to work for the organization as long as the incentives provided by the organization are met such as a

satisfying situation for employees, good working conditions, appropriate workloads, opportunities to advance equal to or greater than the employee's contribution, time, and efforts required by the organization (Wirawan, 2015). Good working conditions and the appropriate workload will lead to employee job satisfaction. If these things tend to be ignored by the organization, it can lead to employee turnover intentions which results in actual turnover behavior.

Turnover Intention.

Tett & Meyer (1993) defined turnover intention as an awareness to look for other alternatives in other organizations. Jacobs & Roodt (2007) suggested that turnover intention is a mental decision that applies between individual approaches concerning work to continue or leave work. Turnover intention is closely related to employee turnover behavior (Boles et al., 2007). Turnover intention is a direct pioneer of actual employee turnover behavior. One form of turnover intention is the desire of employees to stop. Landau & Hammer (1986) measured the desire of employees to stop by indicators of the seriousness of employees who have the desire to leave the organization, the desire and activeness of employees looking for other jobs that are better.

Work Stress.[11]

Work stress refers to psychological, physical and behavioral responses to work-related demands during a discrete or short-term period (Dollard, Winefield, & Winefield, 2003). Job stress is defined as the reaction of employees to characteristics in the workplace that appear threatening mentally and physically (Jamal, 2005). High levels of work stress can make employees unhealthy, unmotivated, less productive, and less safe at work (Arshadi & Damiri, 2013).[12]

Robbins & Judge (2007) defined work stress as a dynamic condition in which a person is confronted with opportunities, barriers, or demands that relate to what he wants and for that success turns out to be uncertain. Robbins & Judge (2007) divided three types of consequences caused by work stress:

- Physiological Symptoms
- Stress creates diseases in the body that are characterized by increased blood pressure, headaches, palpitations, even heart disease.
- Psychological Symptoms
- The symptoms shown are tension, anxiety, irritability,

boredom, procrastination and so forth. This kind of stress can trigger dissatisfaction.

e. Behavioral Symptoms

f. Stress associated with behavior can include changes in productivity, presence, and the level of out of work. Other impacts caused are changes in daily habits such as eating, alcohol consumption, sleep disorders, and others.

Work stress also increases employee turnover intentions (Duraisingam, Pidd & Roche, 2009; Arshadi & Damiri, 2013; Lu Y et al., 2017). Shukla & Srivastava (2016) measured work stress by dividing it into four dimensions, namely the scale of work stress, conflict of work expectations, support of coworkers, and work-life balance.

Job Satisfaction.

Job satisfaction is defined as how people like or dislike their work (Spector, 1997). Newstrom & Davis (2001) suggested that job satisfaction is a feeling of being happy or unhappy about one's work. Vroom (1964) stated that job satisfaction is an assessment of workers, namely how far the overall work satisfies their needs. Job satisfaction has a negative effect on employee turnover intentions (Simone, Planta & Cicotto, 2013; Tnay et al., 2013; Youcef, Ahmed & Ahmed, 2016). Smith, Kendall & Hullin (1969) measured job satisfaction by using the Job Descriptive Index (JDI) which includes satisfaction with the work itself, salary, supervisor supervision, coworkers, and promotion opportunities.

Research Model and Hypothesis

The research model is illustrated in Figure 1. below:

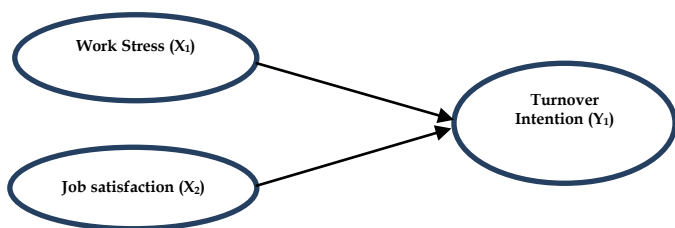


Figure 1. Research Model

Based on the literature review, the hypotheses of this study are.

1. Work stress has a positive influence on employee turnover intention at Regional Development Banks in Southern Sumatra.
2. Job satisfaction has a negative influence on employee turnover intention at Regional Development Banks in Southern Sumatra.

### 3. METHODOLOGY

#### Population and Sample

The population in this study were all permanent employees at the Regional Development Bank in Southern Sumatra Regional consisting of four banks, namely the Bengkulu Bank, Lampung Bank, Jambi Bank, and the South Sumatra Babel Bank. The number of permanent employee population is 3,084 people. The number of samples will be taken using the Slovin method, as follows:

$$n = \frac{N}{1 + Ne^2}$$

With  $e = 10\%$  and a population of 3,084 employees, the number of samples taken:

$$n = \frac{3.084}{1 + 3.084 (0.05)^2}$$

$$= 354 \text{ employees}$$

So, the number of samples to be taken in this study were 354 employees. The sampling technique used was sample determination with proportional stratified random sampling.

Variable Measurement

The instruments used to measure research variables are as follows:

1. Work stress: The instrument used to measure work stress was a questionnaire developed by Shukla & Srivastava (2016) which consists of the following dimensions: the scale of work stress, conflict of work expectations, coworker support, and work-life balance. The questionnaire consisted of 15 statements measured by using a five-point Likert scale (1-5).
2. Job satisfaction: The instrument used to measure job satisfaction was a questionnaire developed from the Job Description Index (Smith, Kendall, & Hullin, 1969) which consists of the following dimensions: satisfaction with work, salary, opportunities for promotion, supervision, and coworkers. The questionnaire consisted of 20 statements measured by using a five-point Likert scale (1-5).
3. Turnover intention: The instrument used to measure turnover intentions was a questionnaire developed by Landau & Hammer (1986) which consists of dimensions of desire to resign. The questionnaire consisted of 12 statements measured by using a five-point Likert scale (1-5).

### 4. RESULT AND DISCUSSION

The number of respondents who returned the questionnaire were 300 people or 85% of the 354 respondents, with details as follows:

Table 1. Number of Respondents Who Returned The Questionnaire.

No	Province	Number of Respondents
1.	Bengkulu	47
2.	Lampung	57
3.	Jambi	46
4.	South Sumatra and Bangka Belitung	150
Total		300

Source: Processed primary data (2018).

The next step is to test the research instrument which consists of validity and reliability tests. Validity test was performed to test the validity of each item statement in measuring the variable. Valid is if the questions on a questionnaire can reveal something measured by the questionnaire. Testing the validity of this research was performed by correlating the scores of each statement (per item) addressed to respondents with the total score (overall items). Correlation technique used in the validity test was the product moment correlation technique from Karl Pearson. If the coefficient of per item correlation is greater than  $r$  table, it can be concluded that the item

statement is a valid construct.

Table 2. Validity test results of work stress instruments (SK)

Question Item	Pearson Correlation	R-table value	Remark
Work Stress 1	0.491	0.114	Valid
Work Stress 2	0.628	0.114	Valid
Work Stress 3	0.495	0.114	Valid
Work Stress 4	0.235	0.114	Valid
Work stress 5	0.530	0.114	Valid
Work stress 6	0.573	0.114	Valid
Work stress 7	0.582	0.114	Valid
Work stress 8	0.151	0.114	Valid
Work stress 9	0.411	0.114	Valid
Work stress 10	0.522	0.114	Valid
Work stress 11	0.408	0.114	Valid
Work stress 13	0.494	0.114	Valid
Work stress 14	0.154	0.114	Valid
Work stress 15	0.506	0.114	Valid

Source: Processed primary data, 2018

Table 3. Validity test results of job satisfaction instrument (KK)

Question Item	Pearson Correlation	R-table value	Remark
Job satisfaction 1	0.338	0.114	Valid
Job satisfaction 2	0.156	0.114	Valid
Job satisfaction 3	0.442	0.114	Valid
Job satisfaction 4	0.356	0.114	Valid
Job satisfaction 5	0.471	0.114	Valid
Job satisfaction 6	0.345	0.114	Valid
Job satisfaction 7	0.432	0.114	Valid
Job satisfaction 8	0.379	0.114	Valid
Job satisfaction 9	0.478	0.114	Valid
Job satisfaction 10	0.491	0.114	Valid
Job satisfaction 11	0.531	0.114	Valid
Job satisfaction 12	0.278	0.114	Valid
Job satisfaction 13	0.518	0.114	Valid
Job satisfaction 14	0.517	0.114	Valid
Job satisfaction 15	0.451	0.114	Valid
Job satisfaction 16	0.307	0.114	Valid
Job satisfaction 17	0.440	0.114	Valid
Job satisfaction 18	0.493	0.114	Valid
Job satisfaction 19	0.459	0.114	Valid

Source: Processed primary data, 2018

Table 4. Validity test results of turnover intention (ITO)

Question item	Pearson Correlation	R-table value	Remark
Turnover intention 1	0.778	0.114	Valid
Turnover intention 2	0.714	0.114	Valid
Turnover intention 3	0.704	0.114	Valid
Turnover intention 4	0.733	0.114	Valid
Turnover intention 5	0.830	0.114	Valid
Turnover intention 6	0.702	0.114	Valid
Turnover intention 7	0.777	0.114	Valid
Turnover intention 8	0.647	0.114	Valid
Turnover intention 9	0.796	0.114	Valid
Turnover intention 10	0.753	0.114	Valid
Turnover intention 11	0.681	0.114	Valid
Turnover intention 12	0.695	0.114	Valid

Source: Processed primary data, 2018

Table 9 shows that all instruments used to measure variables in this study are valid. The next step is to perform testing on the research instrument. The reliability test was performed to test whether the instrument used is reliable. The instrument is said to be reliable if the value of Cronbach's Alpha from each item in the questionnaire question is greater than 0.6. Table 5 presents the results of the instrument reliability test for the variables in this study.

Table 5. Reliability test results of instruments

No	Variable	Cronbach's Alpha	Remark
1	Work stress (SK)	0.709	Reliable
2	Job satisfaction (KK)	0.686	Reliable
3	Turnover intention (ITO)	0.771	Reliable

Source: Processed primary data, 2018

Table 5 shows that all instruments used to measure variables in this study are reliable. After analyzing the validity and reliability of the instruments, the next step is to analyze the hypothesis test based on the results of the research obtained from data processing. The relationship between variables is significant if the value of Critical Ratio (CR) is greater than ± 1.96 or the significance value of P is smaller than 0.05. Table 13 presents the results of the regression weight test to find out the direct relationship between variables.

Table 6. Results of Regression Weight Test: (Group number 1 - Default model).

			Estimate	S.E.	C.R.	P	Label
ITO <--	SK		.359	.064	5.643	***	
ITO <--	KK		-.053	.048	-1.102	.271	

Source: Processed Primary Data, 2018

Based on Table 6, it can be seen that:

1. Work stress had a positive and significant influence on Turnover intention, where the Critical Ratio value is 5.643 > 1.96.
2. Job satisfaction had a negative but not significant influence on Turnover intention, where the Critical Ratio value is -1.102 < 1.96.

On the results of the first hypothesis test which states work stress has a positive influence on employee turnover intention at the Regional Development Bank in Southern Sumatra. These results indicate that work stress at a moderate level can affect the employee's desire to leave the organization. This supports the results of the Duraisingam, Pidd & Roche (2009) study with the research title The Impact of Work Stress and Job satisfaction on Turnover Intention that obtained results which showed that a significant predictor that led to increased turnover intention was the low job satisfaction, high work stress, low social support in the workplace, and a negative attitude towards remuneration. While the research conducted by Lu Y et al., (2017), showed the results that Job satisfaction directly had a negative effect on turnover intention. While work stress and work-family conflict directly or indirectly had a positive influence on turnover intention. The condition of work stress can refer to psychological, physical and behavioral responses to work-related demands during a discrete or short-term period (Dollard, Winefield, & Winefield, 2003). Work stress is defined as the reaction of employees to characteristics in the workplace that appear threatening mentally and physically (Jamal, 2005). High levels of work stress can make employees unhealthy, unmotivated, less productive, and less safe at work. High levels of work stress can make employees unhealthy, unmotivated, less productive, and less safe at work (Arshadi & Damiri, 2013). The results of testing the second hypothesis which states Job satisfaction has a negative effect on the Turnover intention of employees at Regional Development Banks in Southern Sumatra. These results support the organization's equilibrium theory proposed by Barnard (1970), where employees will survive in an organization if employees feel satisfaction in working. Organizations must fulfill the factors that can improve employee job satisfaction. These results also support previous research conducted by Simone, Planta & Cicotto (2017) where Job satisfaction, Work Involvement, Self Success, and Agent Capacity negatively affect turnover intention. Tnay et al. (2013) also had a research with the results shows that Job satisfaction had a negative and significant effect on turnover intention, while organizational commitment does not have a significant relationship to turnover intention; Whereas Youcef, Ahmed & Ahmed, (2016) the results of their research showed that Job satisfaction directly had a negative and significant effect on turnover intention, while Job satisfaction indirectly through the Organizational Commitment variable and the Desire to Survive have a negative and significant effect on

turnover intention. According to Smith, Kendall & Hullin (1969) to measure job satisfaction by using the Job Descriptive Index (JDI) which includes satisfaction with the job itself, salary, opportunities for promotion, supervision, and coworkers.

## 5. CONCLUSION

Based on the results of research and discussions that have been conducted, it can be concluded that this study proves empirically that work stress had a positive influence on employee turnover intention at the Regional Development Bank in Southern Sumatra. The results also show that job satisfaction had a negative influence on employee turnover intention at the Regional Development Bank in Southern Sumatra. This research is expected to be a reference for other researchers who are interested in the factors that influence employee turnover intention. This study has limitations in terms of the number of provinces that are the unit of analysis and respondents. Future research is expected to involve more industrial fields, as well as increase the number of other variables.

## 6. REFERENCES

- [1] "Arshadi, N., & Damiri, H. (2013). The Relationship of Job Stress with Turnover Intention and Job Performance: Moderating Role of OBSE. *Procedia - Social and Behavioral Sciences*, 84(9), 706-710. <https://doi.org/10.1016/j.sbspro.2013.06.631>."
- [2] "Barnard, C. I.(1970). *The Function of the Executive*30th Anniversary Edition.Harvard: Harvard University Press."
- [3] "Boles, J., Madupalli, R., Rutherford, B. & Wood, J. A. (2007). Therelationship of facets of salesperson job satisfaction with affective organizational commitment. *Journal of Business & Industrial Marketing*, 22 (5), 311-321."
- [4] "Chen, M-F., Lin, C-P., & Lien, G-Y. (2010). Modeling job stress as a mediating role in predicting turnover intention. *The Service Industries Journal*, 31(8), 1327-1345."
- [5] "Dollard, M. F., Winefield, A. H., & Winefield, H. R. (2003). *Occupational stress in the service professions*. London: Taylor & Francis."
- [6] B. H. Hayadi *et al.*, "Expert system of quail disease diagnosis using forward chaining method," *Indones. J. Electr. Eng. Comput. Sci.*, vol. 5, no. 1, 2017.
- [7] "Duraisingam, V., Pidd, K. E. N., & Roche, A. N. N. M. (2009). The impact of work stress and job satisfaction on turnover intentions: A study of Australian specialist alcohol and other drug workers. *Prevention and Policy*, 16(3), 217-231. <https://doi.org/1>."
- [8] "Jacobs, E. & Roodt, G. (2007). The development of a knowledge sharing construct to predict turnover intentions. *Aslib Proceedings: New Information Perspectives*, 59(3), 229-248."
- [9] C. Systems *et al.*, "Implementation Competency Based Learning Model Of Learning Computer Network Courses At Vocational Education," vol. 11, no. 5, pp. 501-505, 2019.
- [10] "Jamal, M. (2005). Burnout among Canadian and Chinese employees: a cross-cultural study. *European Management Review*, 2, 224-230."
- [11] "Landau, J., & Hammer, T. H. (1986). Clerical employees' perceptions of intraorganizational career opportunities. *Academy of Management Journal*, 29, 385-404."
- [12] "Lu, Y., Hu, X., Huang, X., Zhuang, X., Guo, P., Feng, L., Hao, Y. (2017). The relationship between job satisfaction , work stress , work - family conflict , and turnover intention among physicians in Guangdong , China : a cross-sectional study. *BMJ Open* , ."

Gmail editor@ijstr.org

Tulis

Kotak Masuk 13,089

Berbintang

Ditunda

Terkirim

Draf 37

Selengkapnya

Label +

Notes

1 dari 1

**Ichsan Hadjri** <ichsanhadjri@fe.unsri.ac.id>  
kepada editor, saya

20 Jul 2019, 03:19

Dear Editor of IJSTR,

First of all, we would like to say thank you so much because our paper entitled **"Work Stress, Job Satisfaction, And Turnover Intention: Case Study On Regional Development Banks In Southern Sumatera"** has been accepted in IJSTR and will be published in IJSTR issue July 2019 edition. We have seen our paper listed on issues in July 2019, but we cannot download the full paper. While several papers in the July 2019 issue can be downloaded. How can we download our paper? Thank you for your attention and help.

Best Regards,

Dr. Muhammad Ichsan Hadjri, ST, MM

---

**IJSTR Research Publications** <editor@ijstr.org>  
kepada saya

20 Jul 2019, 14:00

Inggris > Indonesia Terjemahkan pesan Nonaktifkan untuk: Inggris x

Dear Author,

We are in process of finalising the edition, Please wait for 2-3 days.

Thanks,  
Publication Desk - IJSTR  
[www.ijstr.org](http://www.ijstr.org)  
...

Gmail editor@ijstr.org

Tulis

Kotak Masuk 13,089

Berbintang

Ditunda

Terkirim

Draf 37

Selengkapnya

Label +

Notes

1 dari 1

**IJSTR Research Publications** <editor@ijstr.org>  
kepada saya

20 Jul 2019, 14:00

Inggris > Indonesia Terjemahkan pesan Nonaktifkan untuk: Inggris x

Dear Author,

We are in process of finalising the edition, Please wait for 2-3 days.

Thanks,  
Publication Desk - IJSTR  
[www.ijstr.org](http://www.ijstr.org)  
...

---

**Muhammad Ichsan Hadjri** <ichsanhadjri@fe.unsri.ac.id>  
kepada IJSTR, bcc: saya

20 Jul 2019, 14:14

Thank you so much for the information.

Best Regards,

Muhammad Ichsan Hadjri

...

Balas Teruskan