

# 2021\_IOP\_Conf.\_Ser.\_Earth\_En viron.\_Sci.\_695\_012027-3.pdf

*by*

---

**Submission date:** 13-Apr-2023 09:20PM (UTC+0700)

**Submission ID:** 2063483033

**File name:** 2021\_IOP\_Conf.\_Ser.\_Earth\_Environ.\_Sci.\_695\_012027-3.pdf (547.82K)

**Word count:** 5188

**Character count:** 26101

PAPER · OPEN ACCESS

## Estimation of Growth Parameter on Sailfin Catfish (*Pterygoplichthys pardalis*) in Bengawan Solo River, Central Java Province

To cite this article: S. N. Aida *et al* 2021 *IOP Conf. Ser.: Earth Environ. Sci.* **695** 012027

View the [article online](#) for updates and enhancements.



**ECS** **240th ECS Meeting**  
Digital Meeting, Oct 10-14, 2021  
**We are going fully digital!**  
Attendees register for free!  
**REGISTER NOW**

## Estimation of Growth Parameter on Sailfin Catfish (*Pterygoplichthys pardalis*) in Bengawan Solo River, Central Java Province

S. N. Aida<sup>1,2\*</sup>, R. Ridho<sup>3</sup>, E. Saleh<sup>4</sup>, A. D. Utomo<sup>1</sup>, Nurhayati<sup>5</sup>

<sup>1</sup>Researcher on Research Institute for Inland Fisheries and Fisheries Extension Palembang, South Sumatera, Indonesia

<sup>2</sup>Doctoral student on Environmental Sciences Study Program, Sriwijaya University, South Sumatera, Indonesia

<sup>3</sup>Lecturer on Mathematics and Natural Science Faculty, Sriwijaya University, South Sumatera, Indonesia

<sup>4</sup>Lecturer on Agriculture Faculty, Sriwijaya University, South Sumatera, Indonesia

<sup>5</sup>Lecturer on Agriculture Faculty, Sriwijaya University, South Sumatera, Indonesia

\*Corresponding author: idabrppu@yahoo.com

**Abstract.** Bengawan Solo river 548.53 km is the longest river in Java Island Indonesia, which crosses provinces of Central Java and East Java. Bengawan Solo river is heavily polluted by agricultural, industrial and domestic wastes, especially in Surakarta Residence, Central Java. The impacts of pollution in Bengawan Solo river are poor water quality, the population of native fish has declined sharply and some were almost extinct. The fish that develop was Sailfin catfish (*Pterygoplichthys pardalis*) because these fish were resistant to pollution. The study aimed to determine the growth parameters of Sailfin catfish (*P. pardalis*) in Bengawan Solo river. Estimation of growth parameter using length frequency data analysis was done using the FISAT program package. The results of growth parameters of Sailfin catfish (*P. pardalis*) showed that infinity length ( $L_{\infty}$ ) = 41.75 cm; acceleration of growth (K) = 0.48 cm/year. Natural mortality (M) = 1,1; fishing mortality (F) = 2.47; and total mortality (Z) = 3.57. Exploitation rate (E) = 0.69. The conclusion is the fishing mortality of Sailfin catfish is quite high, while natural mortality is low because the fish are resistant to pollution.

### 1. Introduction

The Bengawan Solo River is one of the major rivers in Indonesia and the longest in Java with a length of 548.53 km, crossing two provinces, namely Central Java and East Java. The total area of the Bengawan Solo river is  $\pm 19,778 \text{ km}^2$ . It consists of four river basins, namely the Bengawan Solo Watershed with an area of  $\pm 16,100 \text{ km}^2$ , the Grindulu River and Lorog River Basins in Pacitan covering an area of  $\pm 1,517 \text{ km}^2$ , the small watershed in the north coast area of  $\pm 1,441 \text{ km}^2$  and the Kali Lamong watershed covering an area of  $\pm 720 \text{ km}^2$  [1].

Most of the conditions of the Bengawan Solo river have been light to heavy pollution caused by agricultural, industrial and household waste, especially in Sragen Regency, Central Java. [2] reported that water quality between Solo and Sragen was heavily polluted with dissolved oxygen levels less than 2 mg/L, high carbon dioxide (8.8–34.32 mg/L), free  $\text{NH}_3\text{-N}$  (0.2 mg/L), high COD (1.64–172 mg/L), high phenol (0.087–1.431 mg/L), and high fat oil (2.6–54.6 mg/L). Indications of decreasing water quality in Bengawan Solo are increasingly and expanding pollutant in the river. Heavy pollution



Content from this work may be used under the terms of the [Creative Commons Attribution 3.0 licence](https://creativecommons.org/licenses/by/3.0/). Any further distribution of this work must maintain attribution to the author(s) and the title of the work, journal citation and DOI.

starts from Karanganyar with an indication of black water, foul smelling, with a concentration of DO (0.8–3.2 mg/L), BOD (41.2–88.3 mg/L), COD (102.9–147.1 mg/L), H<sub>2</sub>S (0.44–0.840 mg/L) [3, 4].

The impact of the poor quality of Bengawan Solo river affects the life of aquatic biota, especially fish. The population and diversity of native fish species have decreased sharply and some are almost extinct. Fish that develop are Sailfin catfish (*Pterygoplichthys pardalis*) because they are resistant to pollution [5, 6, 7]. Its ability to survive in poor water conditions, small flow, and very low dissolved oxygen concentrations because it has additional respiratory organ (Labyrinth) if dissolved oxygen levels were too low [8] and this causes Sailfin catfish development to be rapid without competition.

Sailfin catfish is not a native Indonesian fish, it originated from the Amazon river basin, South America [9, 10]. Invasion of fish from the genus *Pterygoplichthys* from the family Loricariidae, its released into inland open water (river, lake, reservoir) and its growing population in tropical and subtropical freshwater bodies has serious ecological consequences [11, 12, 13]. Its population can be threatening to species other native species. Fish distribution in the Bengawan Solo river between Solo City – Sragen were dominated by Sailfin catfish [2, 14, 15]. Public perception of Sailfin catfish is generally low, except for certain species as ornamental fish, but it is better known as aquarium cleaning fish. Some people use Sailfin catfish meat, including in Sragen as a fish consumption and snack [4,16], as an alternative feed for ducks [17], the skin is very potential as a source of gelatin [18]. The protein content is 19.71 g/100 g (mg/g) [19]. Heavy metals Pb = 4.25 ppm; Cr = 0.28 ppm; Cd = 0.87 ppm; and no heavy metals Hg were found [17]. Besides Bengawan Solo river, research on Sailfin catfish has also been carried out, including research on the growth rate of Sailfin catfish in the Ciliwung river, a growth rate of 8.2 year<sup>-1</sup> [20] condition factor (K) 1.125 in the Langat river Malaysia [21].

Population growth and human activities were among the main factors affecting the productivity of fish stocks in a waters. The aspects of population dynamics that support population development include growth rate, mortality rate, maximum length, length-weight relationship parameters and exploitation rate [22]. Estimation of fish stock and production potential was very important for the management of fish resources in order to remains sustainable [23]. Knowledge of fish populations was one of the bases in fish stock analysis as information in fishery resource management planning decisions. The status of inland water fish stocks in Indonesia has almost entirely decreased both in the amount of fish production and in its diversity due to overfishing and also due to decreasing water quality. Although fish resources are considered as renewable resources, their diversity can be threatened if their habitat was disturbed and will disturb fish stocks. Water pollution causes an imbalance in the aquatic biota community, including fish. One or several types of population dominate while the loss of native species that were not able to survive and cause the stock to decline. With the decreasing diversity of fish catches, an indication that stocks have decreased [24].

Based on the above problems, research on the growth of sailfin catfish in Bengawan Solo waters between Solo city and Sragen, Central Java needs to be done as input for managing fish resources of inland open waters, including the Bengawan Solo river.

## 2. Materials and methods

The research used a field survey method and was located in Bengawan Solo river between Solo city and Sragen Regency, Central Java Province. The sampling point was determined by purposive sampling based on the information obtained and the preliminary survey of the location where there were many Sailfin catfish. The research was conducted from May to September 2019. Sample fish were obtained by random sampling from the catch of fishermen. Samples were weighed totally and weighed per species to get the percentage composition of the catch. Sailfin catfish were taken to measure their total length with the help of an enumerator who had been trained in how to measure fish length (cm). The frequency of the length of the fish was measured every month so that the time series data for Sailfin catfish (*P. pardalis*) were obtained. Sampling length frequency was carried out at each sampling point of the research location that has been determined by filling out the length frequency form (Figure 1). Sample were obtained from various fishing gear used in these waters, especially with

gill nets of various sizes and nets. The gill nets were used with mesh sizes of 2 inches; 2¾ inches; and 3 inches; and nets with a diameter of 7 meters so that fish catches of various sizes were obtained. The method of sampling fish size was that the catch was taken randomly, then the total length of the fish was measured, which was the horizontal straight size from the tip of the snout to the end of the longest tail (cm) (Figure 2). Water quality was measured by several key water quality parameters, namely: dissolved oxygen, pH; Transparency (cm) [25].

**2.1. Data Analysis**

Individual fish growth parameters: The infinitive length ( $L_{\infty}$ ) and the growth coefficient (K) were estimated based on monthly length frequency data with the help of the ELEFAN program in the FISAT II program package [26]. The parameter of total fishing mortality (Z) was estimated using the Jones and Van Zalinge method in [22] which was based on the group basis of length and growth parameters that had been obtained. This method uses the following regression equation:

$$\text{Log } C\{L, L_{\infty}\} = a + \frac{Z}{K} \times \log(L_{\infty} - L) \tag{1}$$

$$\frac{Z}{K} = b \text{ (regression angle)} \tag{2}$$

Where, C (L,  $L_{\infty}$ ) is cumulative catch at length L (cm);  $L_{\infty}$  is infinity length; K is growth acceleration constant; and Z is the total mortality parameter. Estimation of natural mortality (M) parameters is based on [27] empirical equation:

$$\text{Log } (M) = -0.0152 - 0.2790 \text{ Log } (L_{\infty}) + 0.6543 \text{ Log } (K) + 0.4634 \text{ Log } (T) \tag{3}$$

Where, T is average water temperature. Fishing mortality parameter (F) = Z – M and exploitation rate (E) = F/ Z. The growth of length was estimated using the Von Bertalanffy [28]:

$$L_t = L_{\infty} (1 - e^{-k(t-t_0)}) \tag{4}$$

Where,  $L_t$  is fish length at age t (cm),  $L_{\infty}$  is infinity length (cm),  $t_0$  is the theoretical lifespan of fish at a length of 0 (cm), and K is Von Bertalanffy's growth coefficient. The theoretical age ( $t_0$ ) is estimated using the Pauly empirical formula [27]:

$$\text{Log}(-t_0) = 0.3922 - 0.2752 \log L_{\infty} - 1.038 \log K \tag{5}$$

**Table 1.** Population dynamics analysis methods [22].

Data/Parameter	Method/Equipment	Presentation/Analysis
Growth parameters	- Length frequency data, time series - FISAT	- VBGF - Regression analysis
Natural mortality	- FISAT	Empiris Pauliy, D
Fishing mortality (F) dan total (Z)	- FISAT	Jones and Van Zalinge plot analysis
Exploitation rate (E)	- FISAT	Pauly, D

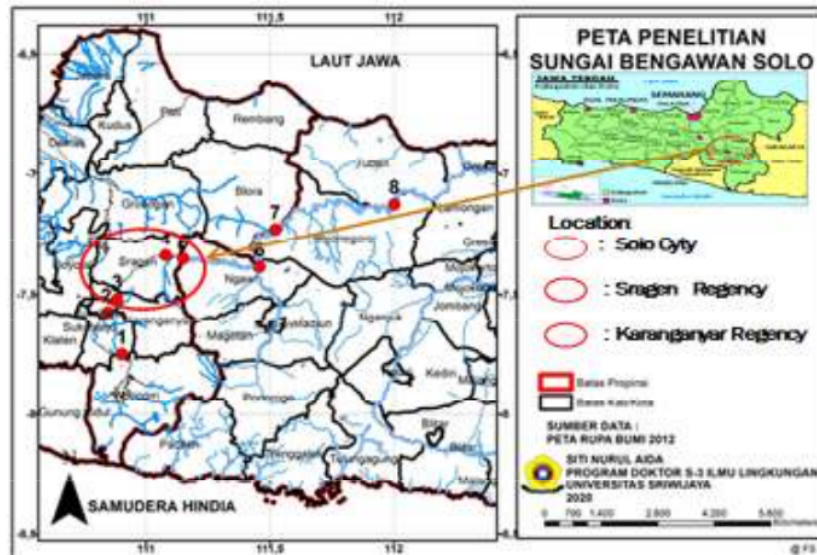


Figure 1. Research location in Bengawan Solo River.



Figure 2. Sailfin catfish (*Pterygoplichthys pardalis*).

### 3. Results and discussion

#### 3.1. Fish Composition

Fish composition between Solo City - Sragen shows that is dominated by the Sailfin catfish species up to 90 %, this is because native fish cannot survive in polluted waters with low DO. Only Sailfin catfish can survive.

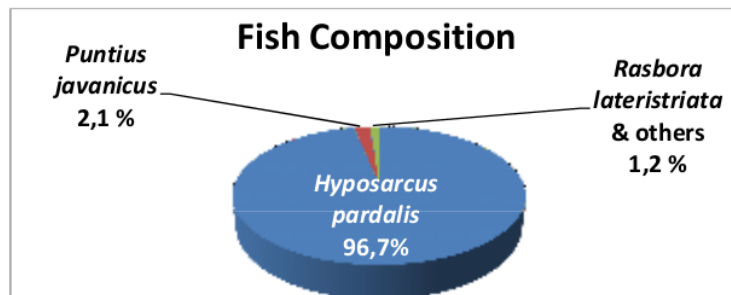


Figure 3. Composition of fish catches in the waters between Solo and Sragen.

The composition of fish catches in Bengawan Solo river between Solo and Sragen consists of 2.1% Tawes (*Barbonymus gonionotus*), other fish species such as wader fish (*Rasbora lateristriata*) and Cetul fish (Cyprinidae) by 1.2%; and Sailfin catfish (*P. pardalis*) of 96.7%. Sailfin catfish dominate the catch because they are resistant to poor water quality and very low levels of dissolved oxygen. *Pterygoplichthys* spp. also very tolerant of polluted waters [29], can easily adapt to changes in water quality [30] and easy to breed.

Meanwhile, native fish usually live in clean waters and cannot survive in polluted water conditions. Sailfin catfish can survive because they have additional respiratory organ called a labyrinth which is used when the water conditions are hypoxic or oxygen levels are very low.

### 3.2. Growth Parameters

Data on the catch from fishermen collected during 5 months of observation showed that the number of Sailfin catfish samples was 736 fish. Length ranges from 13-33 cm, including medium and large fish groups (Table 2). Fish size is divided into small (09.1-19.2 cm), medium (19.3-29.4 cm) and large (29.5-39.1 cm) groups. In this research, small to large sizes were found, but no fry were found because the sampling was only a few months (May to September). [7] report that in Air Hitam Riau river, Sailfin catfish were found in February ranging from = 10.2-39.1 cm; March = 09.1-33.8 cm; April = 03.8-34 cm and May = 01.8-27.8 cm.

Data on the frequency of fish length measurements in a time sequence every month are presented in Table 2. Sailfin catfish are caught every month and the peak occurs in July. Sizes 21-29 cm (medium to large) are obtained in July and August, presumably at this size the Sailfin catfish are ripe for gonads and spawned from July to August. [31] report that in the Sungai Hitam Riau, Sailfin catfish are ripe for gonads in the standard length range of 18.4–39.1mm and this size is obtained every month from February to May. The mature size of the in the Ciliwung river is larger: 373-434 mm.

**Table 2.** Frequency distribution of the middle length size of Sailfin catfish (*P. pardalis*) in the Bengawan Solo river.

(ML) Mid length (cm)	Jumlah Ekor				
	May	June	July	August	September
13,0	4				4
15,0	10				24
17,0	6				38
19,0	4				22
21,0	4		20		5
23,0			102		1
25,0		20	190	68	
27,0		32	140	21	1
29,0			18		
31,0					1
33,0					1

With the help of the FiSAT II program package, the growth Von Bertalanfy equation, the growth parameters (K is growth constant and  $L_{\infty}$  is infinitive length), natural mortality (M), capture mortality (F), total mortality (Z), and exploitation rate (E) are obtained as shown in Table 3. The result for estimation of growth parameter using length frequency data analysis, which is assisted by the FISAT program package.

**Table 3.** Population dynamics parameters of Sailfin catfish (*Pterygoplichthys pardalis*) in the Bengawan Solo River.

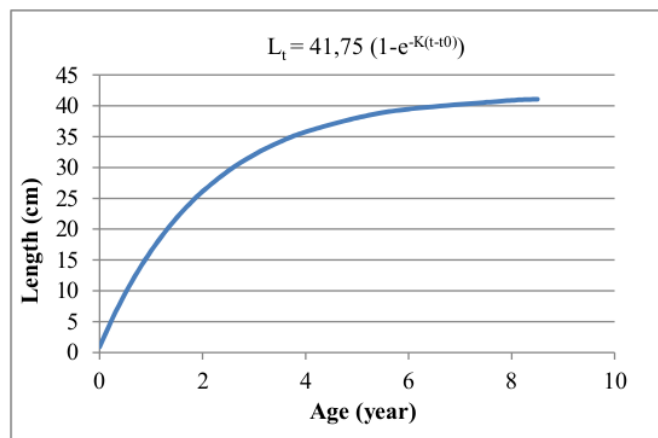
Parameter	Value
$L_{\infty}$ (Asymtot length)	41.75 cm
K (Growth acceleration)	0.48
M (Natural mortality)	1.00625
Z (Total mortality)	3.573
F (Fishing mortality)	2.47
E (Rate eksploitation)	0.69

By using the highest value ( $R_n$ ) of "Response Surface metfods" to project the approximate value of  $L_{\infty}$  and K [32] obtained  $L_{\infty} = 41.75$  cm,  $K = 0.48$  cm/year, and  $R_n = 0.602$  (Figure 4). In the Amazon River, the infinity length of is smaller:  $L_{\infty} = 38.85$  cm and growth rate  $K = 0.41$  yr-1 [33]. In Pologolla reservoir, Sri Lanka, asymptotic total length ( $L_{\infty}$ ) = 41.3 cm and growth constant ( $K$ ) = 0.3 year<sup>-1</sup>. The length of the first catch from 17.8 cm to 23 cm. The length of *Pterygoplichthys* can reach sizes of 40 cm or more. These fish can reach a length of 35 cm in 2 years [11,30] can reach a maximum length of 49 cm [34, 35].

[36] reported that standard length frequency analysis and linear growth models supported a growth rate of around 10 cm/year. The large group was 22 cm in September 2009, developed to 27 cm in March 2010, and then to 32 cm in September 2010, thus supporting a group growth rate of about 10 cm/year. This means that the Sailfin catfish are estimated to grow to a maximum length of 41.5 cm with a growth coefficient of 0.48 year<sup>-1</sup>. The maximum length that is expected to be achieved is longer when compared to the results of the research presented by [33] in Amazon River,  $L_{\infty} = 38.85$  cm. The same species but live in different water locations will experience different growth, due to differences in internal and external factors that affect the growth of these fish [37]. In this case, external factors greatly affect the growth of Sailfin catfish , namely food and water conditions. Because the native fish are not able to survive, Sailfin fish population development is without competition.

The theoretical age at the time the fish length is equal to zero ( $t_0$ ) is estimated by using the Pauly empirical formula [27], by inputting the values  $L_{\infty} = 41.75$  cm and  $K = 0.48$  year<sup>-1</sup>, as follows:  $\text{Log}(-t_0) = -0.3922 - 0.2752 \log(41.75) - 1.038 \log(0.48)$ , then the obtained  $t_0 = -0.046$  years. Assuming the value of  $t_0 = -0.046$  years, the growth curve of Sailfin catfish fish with the long growth equation of Von Bertalanffy is:  $L_t = 41.75 (1 - e^{-0.48(t + 0.046)})$  can be seen in Figure 4.





**Figure 4 .** Length growth of *P. pardalis* in Bengawan Solo, Central Java.

Based on the estimated growth parameters, it was found that the Sailfin catfish fish population in the waters of the Solo to Sragen regions was thought to be around two years old. [30] reported that Sailfin catfish in Texas, South America were found to be 35 cm in size with two years of age. *Pterygoplichthys* can reach sizes of 40 cm or more, can reach a length of 35 cm in 2 years [11,30].

### 3.3. Parameters of Mortality and Exploitation Rate

Estimation of natural mortality based on the results of the analysis of the length data of captured Sailfin catfish (*Pterygoplichthys pardalis*) following the [27] equation, natural mortality value (M) is 1.00625 and total mortality (Z) is 3.573, so estimated mortality due to fishing activities (F) is 2.56675.

By knowing fishing mortality (F) and total mortality (Z) which is analyzed based on Jones & Van Zalinge in [22] the rate of exploitation (E) can be calculated  $E = F/Z$  ( $E = 0.69$ ), the value of E is greater than 0.5 that mean is over fishing.

[33] reported in Amazonas River the value of natural mortality (M) ( $\text{year}^{-1}$ ) = 0.93; fishing mortality (F) ( $\text{year}^{-1}$ ) = 0.91; total mortality (Z) ( $\text{year}^{-1}$ ) = 1.84; length at first capture ( $L_c$ ) = 21.14 cm; length at first sexual maturation ( $L_m$ ) = 22.30 cm; asymptotic length ( $L_\infty$ ) = 38.85 cm; and growth rate (K) ( $\text{year}^{-1}$ ) = 0.41;  $E = 0.50$ . Whereas in the Di Pologolla reservoir, Sri Lanka *Pterygoplichthys pardalis*, the values of  $Z = 0.76 \text{ years}^{-1}$ ;  $M = 0.73 \text{ years}^{-1}$ ; and  $F = 0.03 \text{ years}^{-1}$ . The length of the first catch from the current level between 17.8 cm to 23 cm. [35] reported that asymptotic total length ( $L_\infty$ ) is 41.3 cm and growth constant (K)  $0.3 \text{ year}^{-1}$ . Total mortality (Z) is  $0.76 \text{ year}^{-1}$ ; natural mortality =  $0.73 \text{ year}^{-1}$ ; and and fishing mortality is  $0.03 \text{ year}^{-1}$  respectively. Exploitation ratio from the present level of 0.4 to 0.7.

[34] said that the variation pattern of fish growth is related to the level of exploitation, environmental carrying capacity, and natural mortality (M), the recruitment that occurs every year and the number of fish that are lost from the waters. Mortality is the number of individuals lost during one time interval, natural mortality (M) and capture mortality (F). High natural mortality is found in organisms that have a large growth rate coefficient value and conversely, low natural mortality is found in organisms that have a small growth rate coefficient value. Fishery resources are natural resources that everyone can freely take these resources (open access) which are often called shared resources. Sailfin catfish can live optimally in tropical waters with a pH range of 7-7.5 and temperatures between 23-28°C. However, these fish can still live well in poor physical and chemical conditions so that they can act as environmental indicators.

3.4. Water quality

**Table 4.** Water quality of Bengawan Solo – Sragen.

Parameter	Location		
	Solo City	Solo City	Solo City
GPS	S: 07° 34' 37"	S: 07° 31' 16"	S: 07° 23' 58"
	E: 110° 50' 38"	E: 110° 52' 56"	E: 110° 57' 03"
Transparency (cm)	16- 50	10-20	20- 50
pH	7.5 - 8	7.5 -8	7.5-8
DO (mg/L)	1.7-3.4	0.41 – 2.43	0.98 – 3.61

Based on Table 4, it is known that environmental conditions will affect water quality, then water quality will affect aquatic life, especially fish. The parameter which is often the limiting factor for fish life is dissolved oxygen. Dissolved oxygen levels are related to the degree of water acidity (pH) and the level of brightness. The brightness level ranges from 10-50 cm, which means that the brightness is very low due to pollution that is happening in the waters. This indicates pollution by organic waste in the process of becoming glucose [38] and into methane and carbon dioxide [39]. The process of decomposing organic acids began to occur after more than 2 days [38, 40].

Based on visual observations and several analyzes of water quality in situ, the Bengawan Solo river in the Solo Sragen area has been polluted. Dissolved oxygen content in the studied area of Bengawan Solo ranged from 1.7 to 3.4 mg/L. At Karanganyar station, dissolved oxygen Sragen has very low dissolved oxygen values ranging from 0.8 to 1.0 mg / L. At this location the catch of fish is dominated by Sailfin catfish. Based on the water quality standard [41] for temperatures ranging from 20-32°C, the condition of Bengawan Solo waters in terms of temperature parameters is good enough to support fish life. Meanwhile, the water transparency and DO levels did not meet the water quality standards, where the brightness was > 45 cm. The DO value of this research result is the same as the research result of [2] in Bengawan Solo, which stated that the value of O2 in Cemeng and Bak Kramat/Karanganyar Villages was recorded at 0 mg/L. Based on three key water quality parameters for fish life, the Solo, Karanganyar location has very poor and dirty water quality.

**4. Conclusion**

Although the water quality of Solo River between Solo City - Sragen districts is poor, Sailfin catfish is able to grow well and the natural mortality is low. The composition of fish species in Solo River between Solo City - Sragen districts are dominated by Sailfin catfish.

**5. Acknowledgments**

Authors wishing to acknowledge Research Institute for Inland Fisheries and Fisheries Extension Palembang which have funded and facilitated research, Fisheries Service West Bandung which has facilitated during field research, and special work by assistant and enumerators that have helped edit and record fish data.

**5. References**

[1] Ministry For Public Works and Human Settlements 2010 Short history bengawan solo river  
 [2] Utomo A D, Ridho M R, Saleh E and Putranto D D A 2010 Pollution in the bengawan solo river between Solo and Sragen, Central Java *Bawal Widya Ris. Perikan. Tangkap* **3** 25–32  
 [3] Ramadhani E 2016 *Analysis of pollution of the water quality of the bengawan solo river due to industrial waste in the Kebakkramat sub-district, Karanganyar Regency, Publication of Scientific Papers* (Surakarta: Muhammadiyah Surakarta University)

- [4] Aida S N, Utomo A D, Makri and Waro B 2019 *Technical report study of fish stock and potential in the bengawan solo river, Central Java Province WPPNRI-434* (Palembang)
- [5] Armbruster JW P L 2006 Redescription of *Pterygoplichthys punctatus* and description of a new species of *Pterygoplichthys* (Siluriformes: Loricariidae) *Neotrop. Ichthyol.* **4** 401–9
- [6] Hossain M Y, Rahman M M, Ahmed Z F, Ohtomi J and Islam A B M S 2008 First record of the south american sailfin catfish *Pterygoplichthys multiradiatus* in Bangladesh *J. Appl. Ichthyol.* **24** 718–20
- [7] Tisasari M, Efizon D and Pulungan C P 2016 Stomach content analysis of *Pterygoplichthys pardalis* from the Air Hitam River, Payung *Cybrarians J.* 1–31
- [8] Nico L G, Butt P L, Johnston G R, Jelks H L, Kail M and Walsh S J 2012 Discovery of south american suckermouth armored catfish (*Loricariidae*, *Pterygoplichthys* spp.) in The Santa Fe River Drainage, Suwannee River Basin, USA *BioInvasions Rec.* **1** 179–200
- [9] Simonović P, Nikolić V and Grujić S 2010 Amazon sailfin catfish *Pterygoplichthys pardalis* (Castellnau, 1855) (Loricariidae, Siluriformes), A new fish species recorded in the serbian section of the Danube River *Biotechnol. Biotechnol. Equip.* **24** 655–60
- [10] Kottelat M, Whitten A J, Kartikasari N and Wirjoatmodjo S 1993 *Freshwater Fishes of Western Indonesia and Sulawesi* (Hongkong: Periplus Editions)
- [11] Page L M 1994 Identification of sailfin catfishes introduced to Florida *Florida Sci.* **57**(4)
- [12] Bijukumar A, Smrithy R, Sureshkumar U G S 2015 *Invasion of south american suckermouth armoured catfishes Pterygoplichthys spp. (Loricariidae) in Kerala, India*
- [13] Rao K R & Sunchu V 2017 A report on *Pterygoplichthys pardalis* amazon sailfin suckermouth catfishes in freshwater tanks at Telangana state , India *Int. J. Fish. Aquat. Stud.* **5** 249–54
- [14] Utomo A D, Adjie S, Muflikah N and Wibowo A 2006 Distribution of fish species and water quality in Bengawan Solo *J. Penelit. Perikan. Indones.* **12** 89–103
- [15] Adjie S and Utomo A D 2010 Catch of some fishing gear in solo river *BAWAL* **3** 33–44
- [16] Munandar K and Eurika N 2016 Diversity of fish economic value and heavy metal Pb and Cd content in fish *Hypostomus plecostomus* in bedadung river of Jember *Proceeding Biol. Educ. Conf.* **13** 717–22
- [17] Asnawi, Sjoefjan O, Sudjarwo E and Suyadi 2015 Potency of sapu-sapu fish (*Hypostomus plecostomus*) as feed supplement for local ducks *Int. J. Poult. Sci.* **14** 240–4
- [18] Hermanto S, Hudzaifah M R and Muawanah A 2014 Physicochemical characteristics of acid extraction result of sapu-sapu fish (*Hyposarcus pardalis*) skin gelatin *J. Kim. Val.* **4** 109–20
- [19] Research Institute for Product Processing and Biotechnology KKP 2013 *Fish Nutritional Value Data Base* (Indonesia)
- [20] Aksari Y D, Perwitasari D and Butet N A 2015 Concentration of heavy metals (Cd, Hg, and Pb) of amazon sailfin catfish, *Pterygoplichthys pardalis* (Castelnau, 1855) in Ciliwung River West Java *J. Iktiologi Indones.* **15** 257–66
- [21] Samat A, Shukor M N, Mazlan A G, Arshard A and Fatimah M Y 2008 Length-weight relationship and condition factor of *Pterygoplichthys pardalis* (Pisces: Loricariidae) in Malaysia Peninsula *Res. J. Fish. Hydrobiol.* **3** 48–53
- [22] Spare P and Venema S C 1992 *Introduction to Tropical Fish Stock Assessment* vol 306 (Rome, Italy: FAO Fish. Tech. Pap)
- [23] Bramick U 2002 *Estimation of The Fish Yield Potential of Lake in North-East Germany* ed I G Cowx (Iowa: Blackwell Science)
- [24] Welcomme R L 2001 *Inland Fisheries: Ecology and Management* (Blackwell Publishing Ltd)
- [25] APHA (American Public Health Association) 1998 *Standard Methods for The Examination of Water and Waste Water* (Washington)
- [26] Gayanilo, F C Jr; Sparre, P; and Pauly D 1996 *FAO-ICLARM Stock Assessment Tools II (FiSAT II)* (Rome, Italy: FAO Computerized Information Series (Fisheries))

- [27] Pauly D 1984 *Fish Population Dynamics in Tropical Waters: A manual for Use with Programmable Calculators* (ICLARMS)
- [28] Gulland J A 1983 *Fish Stock assessment* (Chicester: John Willey & Sons)
- [29] Chavez J M, De La Paz R M, Manohar S K, Pagulayan R C and Carandang VI J R 2006 New philippine record of south american sailfin catfishes (Pisces: Loricariidae) *Zootaxa* **68** 57–68
- [30] Nico L G and Martin R T 2001 The South American suckermouth armored catfish, *Pterygoplichthys anisitsi* in The American Southwest *Southwest. Nat.* **46** 98–104
- [31] Hariandati A, Ernawati Y and Kamal M M 2015 *Reproduction aspects of sapu-broom fish (Pterygoplichthys Pardalis) in Ciliwung River, Bogor Botanical Gardens* (Bogor Agricultral University (IPB))
- [32] Pauly D and David N 1981 *ELEFAN I, A BASIC Program forthe objective extraction of growth parameters from length-frequencies data* vol 28 (Meeresforsch)
- [33] Sousa R G C, Oliveira C M, Sant'Anna I R A, Marshall B G and Freitas C E de C 2019 Growth parameters and yield per recruit analysis for the armoured catfish *Pterygoplichthys pardalis* sampled in the low reach of the amazonas river *Bol. do Inst. Pesca* **45** 1–8
- [34] Wahyudewantoro G 2018 Sailfin armoured catfish, *Pterygoplichthys* spp.: A tank cleaner has become one of the invasive fish in Indonesia *War. Iktiologi* **2** 22–8
- [35] Sumanasinghe H P W and Amarasinghe U S 2013 Population dynamics of accidentally introduced amazon sailfin catfish, *Pterygoplichthys pardalis* (Siluriformes, Loricariidae) in pologolla reservoir, Sri Lanka *Sri Lanka J. Aquat. Sci.* **18** 37–45
- [36] Gibbs M A, Kurth B N and Bridges C D 2013 Age and growth of the loricariid catfish *Pterygoplichthys disjunctivus* in Volusia Blue Spring, Florida *Aquat. Invasions* **8** 207–18
- [37] Aida S and Utomo A 2011 Growth rate, mortality and fishing rate of catfish (*Pangasius Hyphopthalmus*) in Gajah Mungkur Reservoir Wonogiri, Central Java *Proc. Natl. Forum Conserv. Fish Resour. III KSI-33* 7
- [38] Iswanto B, Astono W and Sunaryati 2007 Effect of waste decomposition on water quality in tems of changes in organic compounds and nitrogen in laboratory scale continuous reactors *J. Environ. Technol.* **4** 3
- [39] de Mes T, Stams A J M, Reith J H and Zeeman G 2003 Methane Production by anaerobic digestion of wastewater and solid wastes *Bio-methane & Bio-hydrogen* ed J H Reith, R H Wijffels and H Barten (Dutch: Dutch Biological Hydrogen Foundation) pp 58–102
- [40] Husin A 2008 *Tofu Industrial Liquid Waste Treatment Using Anaerobic Biofiltration In Fixed-Bed Reactors* (Universitas Sumatera Utara)
- [41] Central Government of the Republic of Indonesia 2001 Government regulation (pp) no. 82 of 2001 concerning water quality management and water pollution control [JDIH BPK RI] 22

ORIGINALITY REPORT

---

9%

SIMILARITY INDEX

9%

INTERNET SOURCES

4%

PUBLICATIONS

3%

STUDENT PAPERS

---

MATCH ALL SOURCES (ONLY SELECTED SOURCE PRINTED)

---

2%

★ repository.futminna.edu.ng:8080

Internet Source

---

Exclude quotes On

Exclude matches < 1%

Exclude bibliography On