

advance 2015

by Fahma Riyanti

Submission date: 26-Apr-2023 08:56AM (UTC+0700)

Submission ID: 2075674838

File name: Advanced_2015.pdf (637.5K)

Word count: 2158

Character count: 11920

Synthesis of CuFe₂O₄-Bentonite Composite for Adsorption of Ni(II) from Electroplating Wastewater

Poedji Loekitowati Hariani^a, Fahma Riyanti, Fatma and Siska Sutriani

Department of Chemistry, Faculty Mathematics and Natural Sciences, Sriwijaya University
Jalan Palembang-Prabumulih Km 32 Indralaya, Ogan Ilir, Sumatera Selatan, Indonesia

^apujilukitowati@yahoo.com

Keywords: bentonite, CuFe₂O₄, composite, Ni(II), electroplating wastewater

Abstract. CuFe₂O₄-bentonite composite successfully synthesized using chemical co-precipitation method and using to adsorb Ni(II) from electroplating wastewater. The composite was characterized by Fourier Transform Infra Red and Scanning Electron Microscope-Energy Dispersive X Ray Spectroscopy. The FTIR spectra of CuFe₂O₄-bentonite composite presented the characteristic of CuFe₂O₄ and bentonite. Typical of bentonite obtained by the bands at 1033.8 cm⁻¹ correspondent to the intensity of Si-O. The observed two peaks at 432.0 cm⁻¹ and 536.2 cm⁻¹ attributed to the tetrahedral and octahedral of CuFe₂O₄. The result indicated that CuFe₂O₄ particles deposited on the surface of bentonite. The main component of CuFe₂O₄-bentonite composite contained of CuFe₂O₄ and bentonite from EDX spectra. Batch experiments were carried out to investigate optimum condition of adsorption Ni(II) onto CuFe₂O₄-bentonite composite. The optimum condition for initial concentration of Ni(II) 50 mg L⁻¹ and volume 50 mL obtained at weight of CuFe₂O₄-bentonite composite of 100 mg, contact times at 60 minutes and pH of the solution 5. The adsorption efficiency of Ni(II) from electroplating wastewater using CuFe₂O₄-bentonite composite at optimum condition was 99.136 %, respectively.

Introduction

The plating process in electroplating industry used about 30-40 % heavy metals [1]. Effluent of electroplating has low pH, high total solids, chlorides, sulphates and heavy metals such as Cr, Cu, Zn and Ni [2]. The presence of heavy metals in the environment is a serious problem because highly toxic, non-biodegradable, carcinogenic and bioaccumulation in organism [1]. For example, Ni(II) causes adverse health cancer, skin allergy, lung fibrosis, kidneys, gastrointestinal distress [2]. Concentration Ni(II) in the wastewater electroplating in the range 2-900 mg L⁻¹ [3]. According to EPA standards the maximum Ni(II) content in drinking water is 20 µg L⁻¹ [4]. Therefore, the treatment of electroplating wastewater is very essential.

The methods to treatment wastewater expected effective, simple and low cost. Adsorption method is one the most to treatment heavy metals from wastewater. It has been reported the method inexpensive and widely applicable [5]. Various adsorbents can be used to remove heavy metals such as activated carbon [1], chitin and chitosan [6]. Bentonite is one of the adsorbents can be used to absorb heavy metals because has ability to exchange ion at typical layered silicates structure [7]. Bentonite reserves in Indonesia is estimated to reach 380 tons [8]. Potential bentonite has not managed optimally. The effectiveness of adsorption increases if the modification of the adsorbent. Magnetic adsorbent has been widely used in wastewater treatment. Advantages of magnetic adsorbent can be used to adsorb organic and inorganic substances, separation process is simple and fast using permanent magnet. In the research, bentonite-CuFe₂O₄ composite adsorbent was employed to developed a new kind of magnetic adsorbent to adsorb Ni(II) from electroplating wastewater. CuFe₂O₄ has properties such as magnetic and catalytic [9,10]. In the experiments, batch adsorption are carried out at the temperature 25^oC and effect of some parameters research include weight of composites, contact time and pH solution has been investigated.

Experimental

Bentonite from the South Sumatera, Indonesia. Bentonite dried in the oven at 110°C for 5 hours. Bentonite is crushed to powder and up to size 200 mesh. All the reagents were of analytical grade and used as received further purification. CuCl₂, FeCl₂, NaOH and NiCl₂ were purchased from Merck. Composite bentonite-CuFe₂O₄ synthesized from 2.69 g CuCl₂, 5.08 g FeCl₂ and 4.79 g bentonite was dissolved in 400 mL double distilled water (Mass ratio of bentonite:CuFe₂O₄ = 1:2). NaOH solution 5 M was added slowly to the solution until pH to around 10 under vigorous magnetic stirring at room temperature. The suspension was heated to 95-100°C for 2 hours [10,11]. After cooling, composite washed with distilled water until neutral pH. Composite separated from water by simple magnetic and dried in oven at 105°C for 3 hours. The characterization and morphology of the composites are identified using FTIR Shimadzu 5400 and SEM-EDX JEOL-JSM 1400.

In the adsorption experiment, the flask containing 50 mL of Ni(II) prepared from NiCl₂ with concentration 50 mg L⁻¹ added composite of onto 100-500 mg with shaking at 25°C for 15 minutes. After that, the composite were separated from the solution by simple magnet. The effect of contact time at various 15-75 minutes and pH at different pH value 3-9. The pH of the solution was adjusted with NaOH or HCl solutions. Concentration of Ni(II) were determined by Atomic Absorption Spectroscopy Shimadzu AA-6300. The optimum conditions obtained by adsorption capacity (q_t).

$$q_t = (C_0 - C_t) V / 1000 . m \quad (1)$$

Where q_t is the adsorption capacity (mg/g) at time t, C_0 and C_t are initial and equilibrium concentration (mg L⁻¹), m is the adsorbent dosage (mg), and V is the volume of the solution (mL). The optimum condition obtained was applied to adsorb Ni(II) from electroplating wastewater.

Results and Discussion

Characterization of Bentonite-CuFe₂O₄ Composite. FTIR spectra showed the functional group in the sample. There were recorded in the range 400-4000 cm⁻¹. Fig.1 showed FTIR spectra of CuFe₂O₄ and bentonite-CuFe₂O₄ composite.

Two absorption bands at 400-600 cm⁻¹ correspondent to the octahedral and tetrahedral sites positive ions of CuFe₂O₄ [11]. In this research, the higher absorption band at 594.0 cm⁻¹ correspondent tetrahedral form and the lower absorption bands at 443.6 cm⁻¹ to the vibrations of octahedral form. Wavenumber on bentonite-CuFe₂O₄ composite is a combination of wave numbers CuFe₂O₄ and bentonite. This proves the occurrence that CuFe₂O₄ has entered into intra layer bentonite. The main component of bentonite is montmorillonite. Montmorillonite has a specific absorption at wave number 3100-3700 cm⁻¹ which is the O-H stretching vibration and 1600-1700 cm⁻¹ which is the H-O-H bending vibrations of H₂O with hydrogen bonding onto montmorillonite. The peaks at 1033.0 cm⁻¹ with high intensity were associated with the Si-O stretching vibration, while supported the peaks at 470.0 and 536.2 cm⁻¹ were assigned to the Si-O bending vibration. Wavenumber shift indicates a change in energy levels, increased energy may occur because the bond CuFe₂O₄ with bentonite.

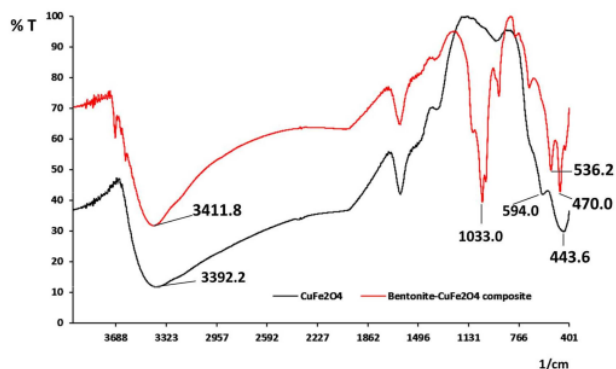


Fig. 1 FTIR spectra of CuFe₂O₄ and bentonite-CuFe₂O₄.

The morphology of the CuFe_2O_4 and bentonite- CuFe_2O_4 composite were investigated by SEM observations at Fig.2. The SEM images of CuFe_2O_4 was small in size and quite agglomerated while composite was large in size. The main component of CuFe_2O_4 from EDX spectra were O(26.7%), Fe(47.64%) and Cu(25.64%) while bentonite- CuFe_2O_4 composite contained of CuFe_2O_4 and bentonite such as O(30.37%), Na(1.04%), Mg(0.12%), Al(5.73%), Si(8.71%), Ca(0.41%), Fe(35.74%) and Cu(17.88%). It showed synthesise of composite has been successfully.




Fig. 2 SEM image of (a) CuFe_2O_4 and (b) bentonite- CuFe_2O_4 composite.

Adsorption of Ni(II). Weight of adsorbent is an important parameter for the determination of adsorption capacity of Ni(II). Fig. 3. showed the effect of weight of bentonite- CuFe_2O_4 composite on the adsorption capacity to Ni(II). The adsorption capacity decreased with the increase the weight of composite. Increasing weight of composite reduces unsaturation of the adsorption sites, so the number of such sites per unit mass down resulting in comparatively less adsorption.

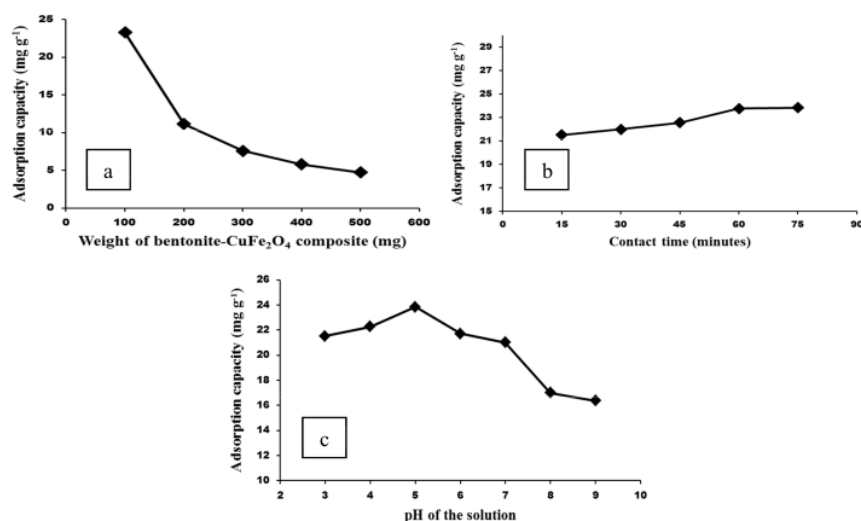


Fig. 3 Effect of (a) weight of bentonite- CuFe_2O_4 composite (b) contact time and (c) pH.

The effect of contact time on the adsorption capacity of Ni(II) by bentonite- CuFe_2O_4 composite that the adsorption process divided into two steps. The adsorption capacity increases regularly from 15 to 60 minutes and the adsorption capacity has a constant value at 60 minutes. Optimum of contact time adsorption Ni(II) onto modified (*Eriobotrya japonica*) loquat bark at 30 minutes [2], by pyrophosphate modified bentonite at 120 minutes [12] and using ceralite IR 120 was attained within 35 minutes [13]. It is clear that adsorption capacity dependent contact time.

The pH value affects the surface charge of adsorbent. To determine the optimum pH condition for the adsorption Ni(II) onto composite investigated by initial concentration of Ni(II) 50 mg L^{-1} , weight of composite 100 mg and contact time 60 minutes. The optimum pH for adsorption of Ni(II) was found to be 5. From Fig. 3 (c) showed that adsorption capacity increased with increase pH from

3 to 5. At the low pH there is competition between H^+ and Ni(II) for the ion exchange with Ca or Na ions in the bentonite. Adsorption capacity decreased after pH 5 because at higher pH of the solution the metal cation begin to hydrolyze and precipitate so became not available to adsorption.

The optimum conditions were obtained which weight of composite 100 mg, contact time of 60 minutes and the pH of the solution 5 was applied to adsorb Ni (II) from electroplating wastewater. Initial concentration of Ni(II) from electroplating wastewater was 5.289 mg L^{-1} and after treatment using bentonite- CuFe_2O_4 into 0.061 mg L^{-1} with adsorption efficiency 99.136 %. The result is greater compared adsorption Ni(II) from electroplating wastewater using pyrophosphate modified bentonite was 88.74 % [12].

Summary

Bentonite- CuFe_2O_4 composite have been proven to be an effective adsorbent for removal Ni(II). The optimum condition for adsorption was attained at weight of bentonite- CuFe_2O_4 composite 100 mg, contact time 60 minutes and pH of solution 5. The result showed the use of bentonite- CuFe_2O_4 composite an alternative adsorbent for treatment electroplating wastewater.

Acknowledgements

This research is supported by competitive research grant project (Hibah Bersaing) from Sriwijaya University and Directorate General of High Education, Indonesia in 2014.

References

- [1] E. Bernard and A. Jimoh, Adsorption of Pb, Fe, Cu, and Zn from Industrial Electroplating Wastewater by Orange Peel Activated Carbon, *Int. J. Eng. Appl. Sci.* 4 (2013) 95-103.
- [2] M.S. Nida and A.M. Awwad, Biosorption of Ni(II) from Electroplating Wastewater by Modified (*Eriobotrya Japonica*) Quat Bark, *J.Saudi Chem. Soc.* (2011) 1-8.
- [3] J.W. Patterson, *Industrial Wastewater Treatment Technology*, Butterworth Publisher, 1985
- [4] EPA 822-R-94-001, Drinking Water Regulations and Health Advisories, United State Environmental Protection Agency, 2004.
- [5] N. Kannan and G. Rengasamy, Comparison of Cadmium Ion Adsorption on Various Activated Carbons. *Water Air Soil Poll.* 163 (2005) 185-201.
- [6] D. Rafi, P.A.J. Antony, K.K. Anoop, K.V. Alex and R. Rajesh, Adsorption of Nickel(II) and Chromium(VI) Ions by Chitin and Chitosan from Aqueous Solution Containing Both Ions. *Int. J. Sci. Tech. Res.* 1 (2012) 44-50.
- [7] J.L. Vega, J. Ayala, J. Loreda, and J. Garcia, I., Bentonite as Adsorbents of Heavy Metals Ion from Mine Waste Leachates: experimental data. 9th International Mine Waters Congress. (2005) pp. 603-609.
- [8] T. Martadipora, *Industrial Minerals in Indonesia*. Special publications. Directorate General of Natural Resource. Ministry of Energy and Mineral Resources. 1990.
- [9] J.T. Yao, C. F. You, C. K. Chang, S. L. Wang, and T. S. Chan, Arsenate Adsorption from Water Using a Novel Fabricated Copper Ferrite. *Chem. Eng. J.* 198-199 (2012) 440-448.
- [10] H. Saeedeh, Adsorption of Methylene Blue by Pistachio in Presence of CuFe_2O_4 nanocomposite. *Proceeding of the world congress on engineering and computer science, USA* (2010) Vol II:1-3.
- [11] S. Roy and J. Ghose, Superparamagnetic Nanocrystalline CuFe_2O_4 . *J. App. Phys.* 9 (2000) 6226-6228.
- [12] Sandeep, B.N, and S. Suresha, NPP-Modified Bentonite for Adsorption of Ni(II) from Aqueous Solution and Electroplating Wastewater. *Int. J. Environ. Sci.* 4 (2013) 113-122.
- [13] P. Senthil, K., K. Ramakhrisnan, and R. Gayatri, Removal of Ni(II) from Aqueous Solution by Ceralite IR 120 Cationic Exchange Resin. *J. Eng. Sci. Tech.* 2 (2010) 232-243.

Advanced Materials Research and Production

10.4028/www.scientific.net/AMR.1112

Synthesis of CuFe₂O₄-Bentonite Composite for Adsorption of Ni(II) from Electroplating Wastewater

10.4028/www.scientific.net/AMR.1112.213

DOI References

[5] N. Kannan and G. Rengasamy, Comparison of Cadmium Ion Adsorption on Various Activated Carbons. *Water Air Soil Poll.* 163 (2005) 185-201.

<http://dx.doi.org/10.1007/s11270-005-0277-y>

[9] J.T. Yao, C. F. You, C. K. Chang, S. L. Wang, and T. S. Chan, Arsenate Adsorption from Water Using a Novel Fabricated Copper Ferrite. *Chem. Eng. J.* 198-199 (2012) 440-448.

<http://dx.doi.org/10.1016/j.cej.2012.06.006>

[11] S. Roy and J. Ghose, Superparamagnetic Nanocrystalline CuFe₂O₄. *J. App. Phys.* 9 (2000) 6226-6228.

<http://dx.doi.org/10.1063/1.372662>

ORIGINALITY REPORT

24%

SIMILARITY INDEX

13%

INTERNET SOURCES

17%

PUBLICATIONS

10%

STUDENT PAPERS

MATCH ALL SOURCES (ONLY SELECTED SOURCE PRINTED)

1%

★ Pujol, David, Marc Bartrolí, Núria Fiol, Florencio de la Torre, Isabel Villaescusa, and Jordi Poch.

"Modelling synergistic sorption of Cr(VI), Cu(II) and Ni(II) onto exhausted coffee wastes from binary mixtures Cr(VI)-Cu(II) and Cr(VI)-Ni(II)", Chemical Engineering Journal, 2013.

Publication

Exclude quotes Off

Exclude matches Off

Exclude bibliography Off