



Ermatita unsri <ermatita@unsri.ac.id>

Ermatita Manuscript

14 pesan


Ermatita unsri <ermatita@unsri.ac.id>
Kepada: temjournal@gmail.com

5 Juli 2022 pukul 12.06

Dear TEM Journal Editors,

As you ask, we send our manuscript via this email account

Best Regards

2 lampiran **ermatita - manuscript.docx**
278K **ermatita - manuscript.pdf**
782K

TEM Journal <temjournal@gmail.com>
Kepada: Ermatita unsri <ermatita@unsri.ac.id>

6 Juli 2022 pukul 16.51

Dear Ermatita,

We have received your manuscript and forwarded it to reviewers.
Thank you for sending.

If your paper pass review processes and meet our standards it is necessary to make the payment.

Publication fee (covers: publishing, review and databases indexing costs): **500** euros.<https://www.temjournal.com/oa/oa.html>Best Regards,
Editorial Board office,
office@temjournal.com
temjournal@gmail.com
www.temjournal.com

[Kutipan teks disembunyikan]

TEM Journal <temjournal@gmail.com>
Kepada: Ermatita unsri <ermatita@unsri.ac.id>

2 Agustus 2022 pukul 13.11

Dear Ermatita,

The paper originality is acceptable.

We are sending you originality report of the text.

Your work is currently in process of review, and it will be finished as soon as possible.

Best Regards,
Editorial Board office,
office@temjournal.com
temjournal@gmail.com

www.temjournal.com

[Kutipan teks disembunyikan]

 **iT Report 84%.pdf**
1435K

TEM Journal <temjournal@gmail.com>
Kepada: Ermatita unsri <ermatita@unsri.ac.id>

7 Agustus 2022 pukul 02.55

Dear Ermatita,

You must enter the first name and surname for the authors (Ermatita, Abdiansyah), (at least two words, there can not be one single word).

In the affiliation, upgrade the email address individually for each author.

You should enter a label Figure in the text, where you are referring (you mention the given Table).

You did not enter a label Figure 2, 4, 6, 7 in the text.

References in your paper are not shown at the required level.
According to our criteria, references are extremely important for the quality of paper.

Preferably, all references should be visible in Google Scholar.
References should be presented in **a full form** in the same way as they are presented in Google Scholar (APA style).

Rearrange references in APA style, for example:

[1]. Hemmasian Kashania M.M., & Dobregob K.V. (2013). Heat and mass transfer in natural draft cooling towers, *Journal of Engineering Physics and Thermophysics*, 86(5), 1072-1082.

Again check other references you have used.

If they are not visible or are incomplete, you should correct or delete them.

Reviewer asked you to correct text indicated in the COMMENTS

If you are interested, your paper could be published in this issue of the journal (in last week of August, 2022), provided you swiftly respond to the reviewers' remarks.

You should submit us as soon as possible the corrected paper.

Best Regards,
Editorial Board office,
office@temjournal.com
temjournal@gmail.com
www.temjournal.com

[Kutipan teks disembunyikan]

 **COMMENTS.docx**
280K

Ermatita unsri <ermatita@unsri.ac.id>
Kepada: TEM Journal <temjournal@gmail.com>

9 Agustus 2022 pukul 15.19


Dear Editors,

Through this email, we include revised papers based on reviewer suggestions.

It is an honor for us to accept your offer, YES, we agree to be published in this issue of the journal (in the last week of August 2022), if it is possible. thank you.

Warm Regards

Ermatita
[Kutipan teks disembunyikan]

 **ermatita - manuscript (revised).docx**
280K

TEM Journal <temjournal@gmail.com>
Kepada: Ermatita unsri <ermatita@unsri.ac.id>

9 Agustus 2022 pukul 22.55

Dear Ermatita Ermatita,

Again references in your paper are not shown at the required level.

References should be presented in **a full form** (in APA style).

References that are not visible in Google Scholar and exist on the Internet, you can display it using by DOI number.

We reviewed a few references.

Again check other references you have used.

If they are not visible or are incomplete, you should correct or delete them.

Reviewer asked for you to correct text indicated in the COMMENTS.

After the corrections you should send us your paper again as soon as possible.

Best Regards,
Editorial Board office,
office@temjournal.com
temjournal@gmail.com
www.temjournal.com

[Kutipan teks disembunyikan]

 **COMMENTS-2.docx**
281K

Ermatita unsri <ermatita@unsri.ac.id>
Kepada: TEM Journal <temjournal@gmail.com>

10 Agustus 2022 pukul 08.25

Dear Editors,

With this email, we include a revised paper (which focuses on reference errors).

Kind regards
Ermatita

[Kutipan teks disembunyikan]

 **ermatita - manuscript (revised2).docx**
280K

TEM Journal <temjournal@gmail.com>
Kepada: Ermatita unsri <ermatita@unsri.ac.id>

10 Agustus 2022 pukul 21.55

Again some references in your paper are not shown at the required level.

References that are not visible in Google Scholar and exist on the Internet, you can display it using by DOI number.

We reviewed a few references.

Again check other references you have used.

Reviewer asked for you to correct text indicated in the COMMENTS-3.

After the corrections you should send us your paper again as soon as possible.

Best Regards,
Editorial Board office,
office@temjournal.com
temjournal@gmail.com
www.temjournal.com

[Kutipan teks disembunyikan]

 **COMMENTS-3.docx**
282K

Ermatita unsri <ermatita@unsri.ac.id>
Kepada: TEM Journal <temjournal@gmail.com>

12 Agustus 2022 pukul 11.21

Dear Editors,

We include a paper that has been revised based on suggestions from reviewers in Comments-3. We check every reference we have used and we add the DOI number to every reference. Hope this revised meets your expectation.

Kind Regard

Ermatita
[Kutipan teks disembunyikan]

 **ermatita - manuscript (revised3).docx**
281K

TEM Journal <temjournal@gmail.com>
Kepada: Ermatita unsri <ermatita@unsri.ac.id>

12 Agustus 2022 pukul 17.14

Dear Ermatita Ermatita,

The paper has been **accepted by the reviewers**.
At the moment it is undergoing a language verification.
Soon we will inform you about the complete review.

Best Regards,

Editorial Board office,
office@temjournal.com
temjournal@gmail.com
www.temjournal.com

[Kutipan teks disembunyikan]

TEM Journal <temjournal@gmail.com>
Kepada: Ermatita unsri <ermatita@unsri.ac.id>

13 Agustus 2022 pukul 19.29

Dear Ermatita Ermatita,

We have corrected several language errors and we are sending them for you to see what we have done (COMMENTS). You do not need to send a correction unless you have a comment on the language alterations we did.

Your paper “Sentiment Analysis of COVID-19 using Multimodal Fusion Neural Networks“ **has been accepted** to be published and printed in the TEM Journal Vol.11, No.3, (in the last week of August, 2022). **Please sign the copyright agreement form, and send a scanned copy back to us.**
Publication fee - APC (covers: publishing, review and databases indexing costs): **500 euros.**

It is necessary to make the payment within **6 days**.
After payment, please inform us.

Closer guidelines for the payment:

If you are paying personally (if APC is not covered by your institution or fund), you can choose to pay by bank transfer into our official bank account, in any bigger bank (You have swift code and all necessary information in the attached document). **OR you can pay online** (PayPal or Debit, Credit Card) following this link:

<https://www.temjournal.com/apc/apc.html>

If your institution pays for you, it is necessary to pay into our official bank account through Bank Transfer.

You have swift code and all necessary information in the attached document:

Swift code is: MEBARS22
Our bank is: CREDIT AGRICOLE SRBIJA AD, Novi Sad
Name of our company: **UIKTEN**
Address: Hilma Rozajca 15, Novi Pazar
Our account is: RS35330007140004630609
Country: Republic of Serbia

When you make the payment, you need to choose OUR (you need to cover all transfer charges).

After the payment you will receive Invoice, or you can request one before payment, if your institution or bank needs one. In that case please write all necessary information (full name of institution, full address, VAT number, number of grants- if any, etc..).

Reminder:

Your paper must not be published elsewhere (journal, conference, etc.), in substantially the same form, in English or in any other language.





You can find Camera-ready paper in the attachment.

Confirm that everything is OK.

Best Regards,
Editorial Board office,
office@temjournal.com
temjournal@gmail.com
www.temjournal.com

[Kutipan teks disembunyikan]

4 lampiran

-  **Copyright Agreement Form.pdf**
37K
-  **Payment methods - Journal Publication - UIKTEN.pdf**
451K
-  **COMMENTS-4.docx**
288K
-  **Camera-ready.docx**
286K

Ermatita unsri <ermatita@unsri.ac.id>
Kepada: TEM Journal <temjournal@gmail.com>

16 Agustus 2022 pukul 12.05

Dear Editors,

Today, **16 Aug 2022**, we made a payment via bank transfer with the following information:

Remitter's Name: Ahmad Sanmorino
Bank Name: BCA (Bank Central Asia)
Amount: 500 EURO

Transaction Purpose: Pembayaran Publikasi Artikel
Message: Ermatita Ermatita, Abdiansah Abdiansah, Dian Palupi Rini, Fatmalina Febry

Hopefully, it will get to your account soon. We include a **Copyright Agreement Form** (See attachment)

We also would like to confirm our paper has not been published elsewhere (journal, conference, etc.) **and that everything is OK**, thank you

Kind Regards

Ermatita

[Kutipan teks disembunyikan]

-
-  **Copyright Agreement Form.pdf**
373K

TEM Journal <temjournal@gmail.com>
Kepada: Ermatita unsri <ermatita@unsri.ac.id>

18 Agustus 2022 pukul 00.12

Dear Ermatita Ermatita,

We have received your payment and copyright agreement form.
You can find Invoice for your payment in the attachment.

We will inform you after publishing your paper (in the last week of August, 2022).

Best Regards,
Editorial Board office,
office@temjournal.com
temjournal@gmail.com
www.temjournal.com

[Kutipan teks disembunyikan]

 **39 - Invoice.pdf**
341K

Ermatita unsri <ermatita@unsri.ac.id>
Kepada: TEM Journal <temjournal@gmail.com>

18 Agustus 2022 pukul 12.41

Thank you

[Kutipan teks disembunyikan]

This Journal Cited By



3 documents have cited:

Sentiment Analysis of COVID-19 using Multimodal Fusion Neural Networks
Ermatita E., Abdiansah A., Rini D.P., Febry F.
(2022) TEM Journal, 11 (3) , pp. 1316-1321.

Search within results...

Analyze search results Show all abstracts Sort on: Date (newest)

All Export Download Citation overview View cited by Save to list

Document title	Authors	Year	Source	Cited by
<input type="checkbox"/> 1 A survey on sentiment analysis and its applications	Al-Qablan, T.A., Mohd Noor, M.H., Al-Betar, M.A., Khader, A.T.	2023	Neural Computing and Applications 35(29), pp. 21567-21601	13
View abstract View at Publisher Related documents				
<input type="checkbox"/> 2 Analyzing research trends of sentiment analysis and its applications for Coronavirus disease (COVID-19): A systematic review	Jain, V., Kashyap, K.L.	2023	Journal of Intelligent and Fuzzy Systems 45(1), pp. 731-742	5
View abstract View at Publisher Related documents				
<input type="checkbox"/> 3 An Approach to the Similarity Between Trajectories	Arboleda, F.J.M., Luna, J.G., Carvajal, J.F.V.	2022	TEM Journal 11(4), pp. 1758-1767	0
View abstract View at Publisher Related documents				

Display: 20 results per page 1 Top of page

Refine results

Limit to Exclude

Open Access

All Open Access (1) >

Gold (1) >

Learn more

Year

2023 (2) >

2022 (1) >

Author name

Al-Betar, M.A. (1) >

Al-Qablan, T.A. (1) >

Arboleda, F.J.M. (1) >

Carvajal, J.F.V. (1) >

Jain, V. (1) >

View more

Subject area

1. Q1 Journal:

Al-Qablan, T.A., Mohd Noor, M.H., Al-Betar, M.A. and Khader, A.T., 2023. A survey on sentiment analysis and its applications. *Neural Computing and Applications*, 35(29), pp.21567-21601.

The screenshot shows the Scopus Sources page. At the top, there is a search bar with the text "Enter ISSN or ISSNs" and a "Find sources" button. Below the search bar, there is a notification box that says "CiteScore 2023 has been released. View CiteScore methodology >". On the left side, there is a "Filter refine list" section with various options like "Apply", "Clear filters", "Display options", and "Counts for 4-year timeframe". The main content area shows "1 result" for the journal "Neural Computing and Applications". The table below shows the following data:


Source title	CiteScore	Highest percentile	Citations 2020-23	Documents 2020-23	% Cited
Neural Computing and Applications	11.4	89%	54,143	4,767	85

The screenshot shows the Scimago Journal & Country Rank website. At the top, there is a navigation bar with "SJR", "SI", "EPI", and "Scimago" logos. Below the navigation bar, there is a search bar with the text "Enter Journal Title, ISSN or Publisher Name". The main content area features a large banner for "Buy the h-index in Google Scholar" with a "Shop Now" button. The banner includes a graphic of a graduation cap and a Google Scholar logo.

Neural Computing and Applications


The screenshot shows the journal details for "Neural Computing and Applications". The page is divided into three columns: "COUNTRY", "SUBJECT AREA AND CATEGORY", and "PUBLISHER".

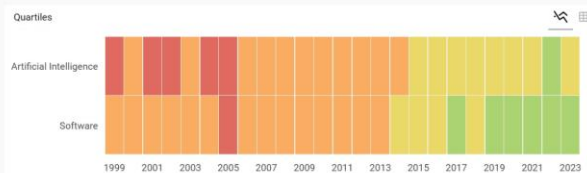
COUNTRY	SUBJECT AREA AND CATEGORY	PUBLISHER
United Kingdom Universities and research institutions in United Kingdom Media Ranking in United Kingdom	Computer Science Artificial Intelligence Software	Springer London

<p>H-INDEX</p> <p>130</p>	<p>PUBLICATION TYPE</p> <p>Journals</p>	<p>ISSN</p> <p>09410643, 14333058</p>
<p>COVERAGE</p> <p>1993-2023</p>	<p>INFORMATION</p> <p>Homepage</p> <p>How to publish in this journal</p>	
		

SCOPE

Neural Computing & Applications is an international journal which publishes original research and other information in the field of practical applications of neural computing and related techniques such as genetic algorithms, fuzzy logic and neuro-fuzzy systems. All items relevant to building practical systems are within its scope, including but not limited to: -adaptive computing- algorithms- applicable neural networks theory- applied statistics- architectures- artificial intelligence- benchmarks- case histories of innovative applications- fuzzy logic- genetic algorithms- hardware implementations- hybrid intelligent systems- intelligent agents- intelligent control systems- intelligent diagnostics- intelligent forecasting- machine learning- neural networks- neuro-fuzzy systems- pattern recognition- performance measures- self-learning systems- software simulations- supervised and unsupervised learning methods- system engineering and integration. Featured contributions fall into several categories: Original Articles, Review Articles, Book Reviews and Announcements.

 Join the conversation about this journal



Neural Computing and Applications

Q1 Software

best quartile

SJR 2023 1.26

powered by scimagojr.com

Show this widget in your own website

Just copy the code below and paste within your html code:

`<a href="https://www.scimagojr.com" data-bbox="291 731 367 738`

SCImago Graphica

Explore, visually communicate and make sense of data with our new data visualization tool.



Metrics based on Scopus® data as of March 2024

- Jain, V. and Kashyap, K.L., 2023. Analyzing research trends of sentiment analysis and its applications for coronavirus disease (covid-19): A systematic review. *Journal of Intelligent & Fuzzy Systems*, 45(1), pp.731-742.

Q1 Journal based on Scopus Website:

The screenshot shows the Scopus Sources page. At the top, there is a search bar with the ISSN 1864-3266 entered. Below the search bar, a message states "CiteScore 2023 has been released. View CiteScore methodology". The main content area displays one search result for the journal "Journal of Intelligent and Fuzzy Systems". The result table includes the following data:

Source title	CiteScore	Highest percentile	Citations 2020-23	Documents 2020-23	% Cited
Journal of Intelligent and Fuzzy Systems	3.4	76% 67/278 Statistics and Probability	17,731	5,246	63

On the left side, there are filter and display options, including "Display options", "Counts for 4-year timeframe", and "CiteScore highest quartile".

Q2 Journal based on Scimagojr Website:

The screenshot shows the Scimagojr website. At the top, there is a navigation bar with "SJR" and "Scimago Journal & Country Rank". Below the navigation bar, there is a search bar and a menu with "Home", "Journal Rankings", "Country Rankings", "Viz Tools", "Help", and "About Us". A large banner is displayed, featuring a blue background with a line graph and the text "Buy the h-index in Google Scholar". To the right of the banner, there is a red button that says "Shop Now".

Journal of Intelligent and Fuzzy Systems

The screenshot shows the journal details for "Journal of Intelligent and Fuzzy Systems". The details are organized into three columns:

- COUNTRY:** Netherlands
 - Universities and Research Institutions in Netherlands
 - Media Ranking in Netherlands
- SUBJECT AREA AND CATEGORY:**
 - Computer Science
 - Artificial Intelligence
 - Engineering
 - Engineering (miscellaneous)
 - Mathematics
 - Statistics and Probability
- PUBLISHER:** IOS Press BV

H-INDEX

82

PUBLICATION TYPE

Journals

ISSN

10641246, 18758967

COVERAGE

1993-2023

INFORMATION

[Homepage](#)

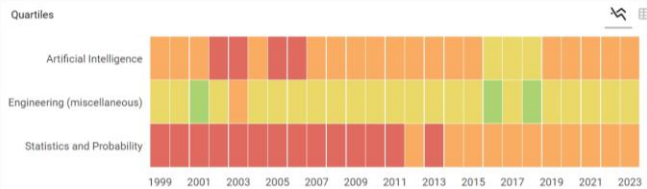
[How to publish in this journal](#)

rlangari@tamu.edu

SCOPE

The purpose of the Journal of Intelligent & Fuzzy Systems: Applications in Engineering and Technology is to foster advancements of knowledge and help disseminate results concerning recent applications and case studies in the areas of fuzzy logic, intelligent systems, and web-based applications among working professionals and professionals in education and research, covering a broad cross-section of technical disciplines. The journal will publish original articles on current and potential applications, case studies, and education in intelligent systems, fuzzy systems, and web-based systems for engineering and other technical fields in [science](#) and technology. The journal focuses on the disciplines of computer science, electrical engineering, manufacturing engineering, industrial engineering, chemical engineering, mechanical engineering, civil engineering, engineering management, bioengineering, and biomedical engineering. The scope of the journal also includes developing technologies in mathematics, operations research, technology management, the hard and soft sciences, and technical, social and environmental issues.

[Join the conversation about this journal](#)



Journal of Intelligent and Fuzzy Systems


← Show this widget in your own website

Just copy the code below and paste within your html code:

```
<a href="https://www.scimago" data-bbox="282 695 365 705">
```

SCImago Graphica

Explore, visually communicate and make sense of data with our [new data visualization tool](#).



Metrics based on Scopus® data as of March 2024

- Moreno Arboleda, F.J., Guzmán Luna, J. and Valencia Carvajal, J.F., 2022. An Approach to the Similarity Between Trajectories. *TEM Journal*, 11(4).

Q2 Journal based on Scopus Website:

Scopus Search Sources SciVal

Sources

ISSN Enter ISSN or ISSNs Find sources

ISSN: 2277-8309

CiteScore 2023 has been released. View CiteScore methodology

Filter refine list

Apply Clear filters

Display options

Display only Open Access Journals

Counts for 4-year timeframe

No minimum selected

Minimum citations

Minimum documents

CiteScore highest quartile

Show only titles in top 10 percent

1st quartile

2nd quartile

3rd quartile

4th quartile

1 result

Download Scopus Source List Learn more about Scopus Source List

Source title	CiteScore	Highest percentile	Citations 2020-23	Documents 2020-23	% Cited
TEM Journal Open Access	2.2	51% 745/1543 Education	2,192	1,007	54

Top of page

Q3 Journal based on Scimagojr Website:

SJR Scimago Journal & Country Rank


Home Journal Rankings Country Rankings Viz Tools Help About Us

Call for Papers Theme Issue

Open

TEM Journal

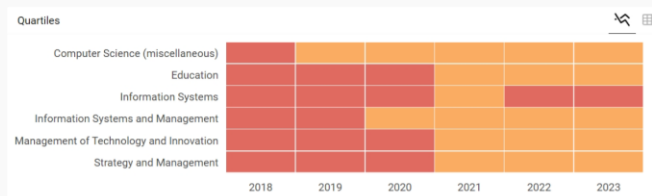
COUNTRY	SUBJECT AREA AND CATEGORY	PUBLISHER
<p>Serbia</p> <p>Universities and research institutions in Serbia</p> <p>Media Ranking in Serbia</p>	<p>Business, Management and Accounting</p> <ul style="list-style-type: none"> Management of Technology and Innovation Strategy and Management <p>Computer Science</p> <ul style="list-style-type: none"> Computer Science (miscellaneous) Information Systems <p>Decision Sciences</p> <ul style="list-style-type: none"> Information Systems and Management <p>Social Sciences</p> <ul style="list-style-type: none"> Education 	<p>UIKTEN - Association for Information Communication Technology Education and Science</p>

<p>H-INDEX</p> <p>22</p>	<p>PUBLICATION TYPE</p> <p>Journals</p>	<p>ISSN</p> <p>22178309, 22178333</p>
<p>COVERAGE</p> <p>2017-2023</p>	<p>INFORMATION</p> <p>Homepage</p> <p>How to publish in this journal</p> <p>temjournal@gmail.com</p>	

SCOPE

TEM JOURNAL - Technology, Education, Management, Informatics is a an Open Access, Double-blind peer reviewed journal that publishes articles of interdisciplinary sciences: • Technology, • Computer and informatics sciences, • Education, • Management

Join the conversation about this journal



TEM Journal

Q3 Computer Science (miscellaneous)

best quartile

SJR 2023 0.24

powered by scimagojr.com


Show this widget in your own website

Just copy the code below and paste within your html code:

```
<a href="https://www.scima
```


SCImago Graphica

Explore, visually communicate and make sense of data with our **new data visualization tool**.



Metrics based on Scopus® data as of March 2024

REVIEWER COMMENTS



Sentiment Analysis of COVID-19 using Multimodal Fusion Neural Networks

Ermatita Ermatita¹, Abdiansah Abdiansah², Dian Palupi Rini³, Fatmalina Febry⁴

^{1,2,3,4}Universitas Sriwijaya, Palembang, Indonesia

¹e-mail: ermatita@unsri.ac.id

²e-mail: abdiansah@unsri.ac.id

³e-mail: dprini@unsri.ac.id

⁴e-mail: fatmalina-FKMunsri@yahoo.com

Abstract – The purpose of this study creates a Sentiment Analysis model of COVID-19 using Multimodal Fusion Neural Networks in real time to model and visualize COVID-19 in Indonesia. This study obtained 87 percent accuracy using the Multimodal Fusion Neural Networks model, a higher 5 percent than benchmarking model Convolutional Neural Networks. This study proves that the sentiment model built is quite promising and relevant to be implemented.

Keywords – Multimodal Fusion Neural Networks, COVID-19, Sentiment Analysis.

1. Introduction

Sentiment Analysis is an approach that focuses on analyzing sentiment from a particular domain such as text or images. Most of the sentiment analysis models currently used focus on using Twitter data for classification. Ye et al [1] approach to reviewing tourist destinations used machine learning. In Anastasia et al [2] sentiment analysis was used to show the level of satisfaction of transportation consumers online. In addition to Twitter data, some researchers also use advanced models for sentiment analysis of texts such as [3][4].

Aspect-based sentiment analysis has become one of the expansions in sentiment analysis research with the emergence of various models such as Schmitt et al [5] which uses end-to-end Convolutional Neural Networks CNN as the main architecture in aspect-based sentiment analysis, Li et al [6] which utilizes the pre-trained BERT model as the main architecture in aspect-based sentiment analysis and so on. The use of state-of-the-art models of natural language processing such as BERT [7] which is widely used as a pre-trained model can help in improving the evaluation performance of the developed model, but challenges such as if the data is composed of more than one modality such as an image will affect the quality of the model. Based on this, the first challenge is how to make a model that can accept input in the form of multimodal features in the form of text captions and images for the case of sentiment analysis. Some models that already support multimodal such as hierarchical-level Fusion [8] can accept input data in the form of a bottleneck layer. Such as comes from the text and voice features but is still limited in speed performance in inference if the input is in the form of images and text. Other models such as Graph Fusion Encoder [9] which is currently state-of-the-art in the machine translation domain with multimodal features can combine images and parallel text corpus to produce good model performance. Currently, the model is still used in the machine translation domain only. This model can be adopted and modified to suit the case of sentiment analysis with multimodal feature images and text captions. Utilization of the latest technology must be balanced with training time and fast inference which also depends on the complexity of the model used, for example, some architectures with CNN networks background [10] will have an $O(n/k)$ model complexity while some other architectures are based on Long Short-Term memory [11] will have a slower $O(n)$ complexity than CNN. The second challenge is how to create a sentiment analysis model that can accept input in the form of multimodal features that can perform training and inference quickly and with low complexity.

DOI: 10.18421/TEMxx-xx

<https://doi.org/10.18421/TEMxx-xx>


Corresponding author: Ermatita Ermatita,
Universitas Sriwijaya

Email: ermatita@unsri.ac.id

Received: ----.

Accepted: ----.

Published: ----.

 © 2022. ----; published by UIKTEN. This work is licensed under the Creative Commons Attribution-NonCommercial-NoDerivs 4.0 License.

The article is published with Open Access at <https://www.temjournal.com/>

Currently, the COVID-19 case in Indonesia is very high, with more than one million cases occurring until March 2021. The use of sentiment analysis in analyzing a community's mood towards COVID-19 is one way to find out public sentiment regarding the handling and prevention of COVID-19 through data on social media such as Instagram. For example, if we want to observe the success or public sentiment of implementing vaccines in Indonesia based on data from social media such as Instagram, the multimodal sentiment analysis model can be used. Therefore, the third challenge is how to use the multimodal sentiment analysis model, feature images, and text captions to be able to observe public sentiment on the COVID-19 case. The fourth challenge is how to collect datasets from Instagram related to caption texts and post images regarding the prevention and control of COVID-19 in Indonesia. The contributions of this research are as follows: (1) the creation of a novelty model that can handle input in the form of multimodal features that can analyze sentiment, (2) collection of a multimodal dataset of image features and captions from Instagram, (3) the use of the model that has been made in the sentiment case community regarding the handling and prevention of COVID-19 in Indonesia.

Based on the above explanation, in this study, we build a Sentiment analysis model for COVID-19 using Multimodal Fusion Neural Networks in real-time. We face these problems: (1) How to create a model that can handle input in the form of multimodal feature images and text for the case of sentiment analysis, (2) Collection of multimodal feature datasets from Instagram sources in the form of post images and caption texts with the topic of COVID-19, (3) How to implement the model that has been built in the case of COVID-19. The purpose of this research is as follows: (1) To create a model that can handle input in the form of multimodal feature images and text for the case of sentiment analysis, (2) To collect a multimodal feature dataset from Instagram sources in the form of post images and caption texts with the topic of COVID-19, (3) To implement the model that has been built in the case of COVID-19.

2. Related Works

Sentiment Analysis is focus is analyzing text data. In its use, most research uses data of Twitter to collect sentiment for the classification process. Sonia and Indra [2] perform sentiment analysis research to show which online transportation Grab and GO-JEK are more satisfying to users. In they study, it has been proved that the NSS calculation has the same results as the traditional customer satisfaction method.

Deep Neural Networks is a Deep Learning architecture that is composed of more than one hidden layer that accepts input data to generate output

predictions (Figure 1) [12]. This architecture attempts to match the prediction to the label (Ground Truth) by tuning the parameters.

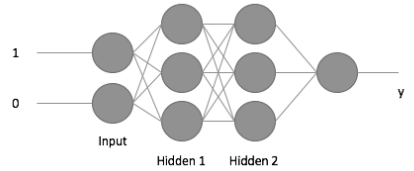


Figure 1. Deep Learning Architecture

The input in this architecture consists of (*input layer*) $x = (x_1, x_2, x_3, \dots, x_T)^T$, (*hidden layer*) $h = (h_1, h_2, h_3, \dots, h_T)^T$ and (*Output layer*) $y = (y_1, y_2, y_3, \dots, y_T)^T$. Then there is the weight matrix $W = \{W_{ij}\}$ which connects the input layer with the hidden layer and the weight matrix $U = \{U_{ij}\}$ which connects the hidden layer h_i with the output layer r_i . The calculation of the hidden layer in this architecture is as follows:

$$s_j = \sum_{i=1}^n x_i W_{ij} \quad (1)$$

$$r_j = \sum_{i=1}^n h_i U_{ij} \quad (2)$$

The output of the hidden layers s_j (Eq.1) and r_j (Eq.2) will each be assigned an activation layer to transform the linear into non-linear functions as follows:

$$h_j = f(s_j) \quad (3)$$

$$y_j = f(r_j) \quad (4)$$

Some of the activation functions that are often used are Tangent Hyperbolic (tanH), Logistics Function (sigmoid), and Rectified Linear Unit (ReLU) shown in Figure 2:

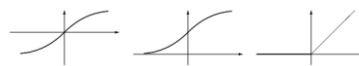


Figure 2. The Activation Functions

$$\tan H = \frac{2}{1 + e^{-2x}} - 1 \quad (5)$$

$$\text{Sigmoid} = \frac{1}{1 + e^{-x}} \quad (6)$$

$$\text{ReLU} = \begin{cases} 0, & x < 0 \\ x, & x \geq 0 \end{cases} \quad (7)$$

The output of y_j (prediction result) will be compared with y_o (output / Ground Truth) then the loss function is calculated with Mean Square Error (MSE). Gradient Descent will then works on training data and calculate the Gradient of each previous layer to change the weight (Weight). This continues until the Convergence or weight does not change anymore.

$$MSE = \frac{1}{n} \sum_{j=1}^n (y_j - y_o)^2 \quad (8)$$

Convolutional Neural Networks are the same as the DNN architecture discussed previously, which consists of neurons that learn weights and biases, each neuron receives input and performs matrix multiplication and then enters non-linearity such as ReLU. Networks still have a loss function and a fully-connected layer. In addition, this architecture is equipped with a convolutional layer and a max-pooling layer as shown below.

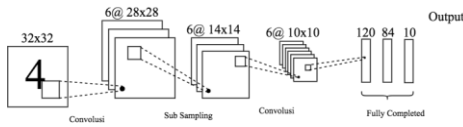


Figure 3. The Activation Functions

In the Figure 3, for example, the input image x_{ijk} $32 \times 32 \times 3$ pixels will enter the convolution layer $S(x, W)$ where the filter or kernel W_{ij} 5×5 will work to perform the convolution or scanning process on receptive fields to produce 6 layer feature maps 28×28 .

$$Softmax(z_i) = \frac{\exp(z_i)}{\sum_{j=1}^n \exp(z_j)} \quad (9)$$

Recurrent Neural Networks are similar to the DNN architectures discussed above. The difference is that this architecture uses the value of the previous state (previous state) to calculate the current state. RNN has the ability to link previous information to the current task, for example using the previous video frame will provide insight into the current frame (Figure 4).

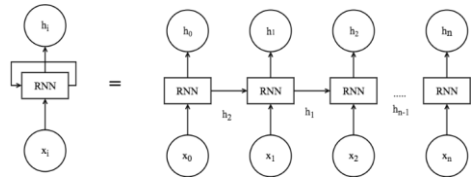


Figure 4. RNN

The weakness of RNN is that the previous state is always used in the current state which is often referred to as "long term dependency" which is often not very important to use. This is what underlies the emergence of variations of the RNN, namely LSTM [11]. LSTM is designed to avoid long-term dependencies, namely remembering information for a long time. The complete architecture of the LSTM can be seen in the Figure 5:

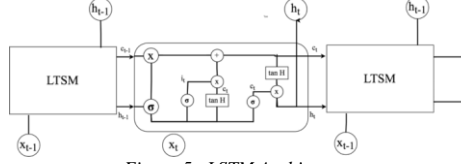


Figure 5. LSTM Architecture

In the picture above, it can be seen that the LSTM architecture is the same as the RNN, which is to get the previous cell state value but has several additional gates. The first step of the LSTM is to determine whether the information from the previous cell state is forgotten or stored in the current cell with the forget gate f_t :

$$f_t = \sigma(W_f[h_{t-1}, x_t] + b_f) \quad (10)$$

$$i_t = \sigma(W_i[h_{t-1}, x_t] + b_i) \quad (11)$$

$$c_t = \tanh(W_c[h_{t-1}, x_t] + b_c) \quad (12)$$

$$C_t = f_t * C_{t-1} + c_t \quad (13)$$

$$o_t = \sigma(W_o[h_{t-1}, x_t] + b_o) \quad (14)$$

$$h_t = o_t * \tanh(C_t) \quad (15)$$

The next step is to determine what information will be stored in the cell state with the help of 2 parts: (1) the input gate i_t which determines what value to update and (2) the new candidate c_t . The calculated candidate c_t will be multiplied by the input gate i_t to prepare it to be the current state $c_t = i_t * c_t$. The previous state $C_{(t-1)}$ is then determined whether to be used in the current state by multiplying by f_t and adding up the candidate c_t . The last step is to determine what value to output by calculating the gate output o_t . The current hidden layer h_t is calculated by Eq.10.

3. Methodology

3.1 Design Experiment

This research is divided into 2 stages, namely the creation of a sentiment analysis model that can receive input in the form of text and posters from Instagram social media. Modeling involves Deep Learning architecture with modifications to networks such as adding a multimodal Graph layer containing captions and images, adding self-attention and using fusion. All these theories have been discussed in the previous chapter. After the network is created, an evaluation will be run to measure the performance of the model using Precision, Recall and F-score. The model that has been evaluated will be used in the next stage, namely the implementation of the model in the case of COVID-19. The second stage will begin with collecting datasets from Instagram by involving crawling techniques to retrieve Instagram poster and text data. The data that has been collected will be given a sentiment in the form of a sentiment class (positive, negative and neutral) and a mood class

(happy, sad, angry and relaxed). After being given a sentiment and mood class, the dataset will be evaluated using the Kappa Score to assess the agreement between two or more annotators. The dataset that has been collected is called a corpus, where this corpus will be used to train the model. After getting a model with Instagram data related to COVID-19, the model will be evaluated for performance and run in real-time architecturally by utilizing other technologies such as Kafka and streaming processes, so that in the future this system will be able to be used to monitor real-time data from social media.

3.2 Fusion

Merging information from various features such as sound, images and text can be done by fusion techniques: (1) feature-level fusion, (2) decision-level fusion and (3) hierarchical-level fusion [8]. The last name is the state-of-the-art on the topic of spoken-dialogue which combines acoustic and lexical features with an accuracy of 57.3 percent. hierarchical-level fusion receives input from different features and then in one of the first hidden layers a feature-level process is carried out (combining features before the recognition process is carried out) and in the second hidden layer a decision-level process is carried out (determining the final decision to determine the output). The complete architecture shown in Figure 6:

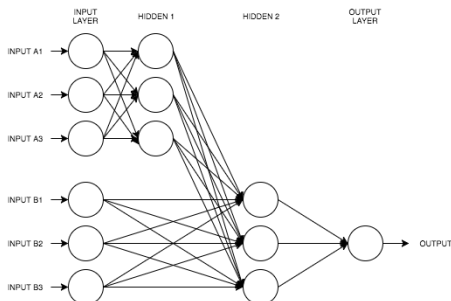


Figure 6. Hierarchical-level fusion

The fusion architecture can accept input in the form of bottleneck features [13][14], features generated by hidden layers in neural networks with various models such as DNN, CNN, RNN and CRNN as done by [15] which combines the CNN input of acoustic features with DNN input of acoustic features. The following is a proposed model that can accept input in the form of text and images for the case of sentiment analysis. The model comes from a combination of several empirical models that are formed to receive input in the form of images and text from Instagram. Instagram text captions and posters can be combined with a multimodal graph which will become a unified vector

that can be forwarded to visual self-attention and text self-attention. Each output of self-attention will be entered in Hierarchical Fusion.

3.3 Sentiment Analysis

The dataset is collected by taking based on keywords, namely certain in COVID-19. The collection is carried out from April 2021 - May 2021 in Indonesian. Data is collected through Instagram by taking posts, captions and sentiments that classifies into three categories, there are negative (-1), positive (1), and neutral, or incomprehensible (0). There are some rules before classifying dataset for each tweet. For the data labeling process, the researcher used 4 annotators, all of whom were students of computer science, mathematics, and computer engineering to measure the Kappa value. The reliability test of two or more annotators use Kappa value [16]. Ensuring the data using this technique to know the study has an appropriate representation is quite important. The annotator will manually label all tweet data. The labeling process is carried out according to the rules described above. Once the labeling process is complete, the sentiments of all annotator from the new dataset created will compares. The new dataset will calculate the kappa value for each annotator. After getting the kappa value for each annotator then we get the average value to see if the kappa is considered good, moderate, or bad. As previously mentioned, this study uses two classes, namely positive (1) and negative (0). The rest considered neutral or irrelevant were not used in this study. Before the dataset can be processed into the model, the data must first be processed into a pre-processing process to remove irrelevant words that do not represent any sentiment such as punctuation, symbols, numbers, and links. The researcher also performed stemming [17], normalization [18], and removing stop words as well.

1. Remove Punctuation, like comma, period, exclamation mark, etc. must be deleted.
2. Deleting symbols and numbers.
3. Deleting a link, all tweets that contain a tweet link, the link must be deleted
4. Stemming, words in the Indonesian Dictionary KBBI that are not standardized will be changed to standard words.
5. Normalization, abbreviations will be changed to ordinary words. The dictionary will be made that containing abbreviated words and original words. For example, "very much", "no", etc.
6. Stop words, to remove words that do not contain sentiment in tweets. For example, "which", "there", "follow", "then". All words containing stop words will be deleted.

4. Results and Discussion

The dataset was taken from several sources, particularly on Twitter and the crawling websites, the main keyword about COVID-19, Vaccine, and others. After collecting the data, we divided it into three classes: positive, negative, and neutral, the dataset was then evaluated by using the Kappa score as follows. We obtained more than 0.7 which indicated our dataset is valid.

$$p_A = \frac{330+3}{337} = 0.981$$

$$p_{prevan} = \frac{330+2}{330+3+2+2} \cdot \frac{330+2}{330+3+2+2} = 0.970$$

$$p_{tidak} = \frac{3+2}{330+3+2+2} \cdot \frac{3+2}{330+3+2+2} = 0.0002$$

$$p_e = 0.970^2 + 0.02^2 = 0.9764$$

$$Kappa = \frac{(0.981-0.9764)}{(1-0.9764)} = 0.812$$

The dataset then changed into word2vec and BoW features as follow:

[71,147,233,128,383,201,9,616,160,536,17,54] 0
 [24,9,975,79,204,641,11,10,29,475,204,15,80] 1 ...
 [276,19,929,281,108,7,175,172,5,33,25,54,1] 150

The final dataset is then grouped into a CSV file which consists of the BoW features and Word2Vec features.

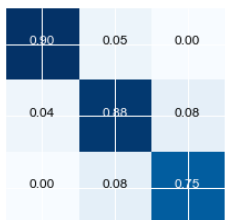


Figure 6. Confusion Matrix of Fusion

Text classification based on the LSTM model is performed by BoW and Word2Vec in order to prove and analyze the feasibility of the COVID-19 dataset that was created before. BoW and Word2Vec feature x_i will be forwarded into LSTM architecture which consists of 4 gates: input i_t in Equation 16, output o_t in Equation 17, forget f_t in Equation 18, and Candidate C_t in Equation 19. For each gate, the formula can be computed as follow:

$$i_t = \sigma(W_i * [C_{t-1}, h_{t-1}, x_t] + b_i) \quad (16)$$

$$o_t = \sigma(W_o * [C_t, h_{t-1}, x_t] + b_o) \quad (17)$$

$$f_t = \sigma(W_f * [C_{t-1}, h_{t-1}, x_t] + b_f) \quad (18)$$

$$C_t = f_t * C_{t-1} + (1 - f_t) * \tilde{C}_t \quad (19)$$

Input gate layer decides what value will be updated, forget gate layer decides the previous state will be kept or thrown. Output gate layer decides the output and the candidate is the value that will be added into the state. Detail LSTM architecture as shown in Figure 7:

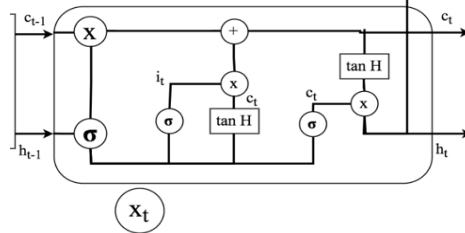


Figure 7. Long Short Term Memory

Training is performed in GPU computer GTX 1050 with CUDA Architecture in order to decrease training time. 30 epoch training was performed for each BoW and Word2Vec data, then Validation data was used to measure accuracy and loss compared with Training data in order to prevent over fitting. After performing training for each design experiment in order to produce appropriate models. Based on confusion matrix (Figure 6), testing data is used to test the overall accuracy of the model. Complete prediction results for each design experiment can be seen in Table 1.

Table 1. Text Classification Result

Class	Genre	Precision	Recall	F-score	Accuracy
Sentiment	+	0.94	0.92	0.93	95%
	-	0.95	0.98	0.96	
	#	0.94	0.90	0.92	
Mood	Sad	0.85	0.83	0.84	85%
	Happy	0.84	0.85	0.83	
	angry	0.84	0.80	0.82	
	relax	0.84	0.80	0.82	

5. Conclusion

This study obtained 87 percent accuracy using the Multimodal Fusion Neural Networks model, a higher 5 percent than benchmarking model Convolutional Neural Networks. This study proves that the sentiment

model built is quite promising and relevant to be implemented.

References

- [1] Ye, Q., Zhang, Z., & Law, R. (2009). Sentiment classification of online reviews to travel destinations by supervised machine learning approaches. *Expert Systems with Applications*, 36(3), 6527–6535.
- [2] Anastasia, S., & Budi, I. (2016, October). Twitter sentiment analysis of online transportation service providers. In *2016 International Conference on Advanced Computer Science and Information Systems (ICACSIS)* (pp. 359-365). IEEE.
- [3] Liao, W., Zeng, B., Liu, J., Wei, P., Cheng, X., & Zhang, W. (2021). Multi-level graph neural network for text sentiment analysis. *Computers & Electrical Engineering*, 92, 107096.
- [4] Hu, X., & Downie, J. S. (2010). Improving mood classification in music digital libraries by combining lyrics and audio. *Proceedings of the 10th Annual Joint Conference on Digital Libraries - JCDL '10*.
- [5] Schmitt, M., Steinheber, S., Schreiber, K., & Roth, B. (2018). Joint Aspect and Polarity Classification for Aspect-based Sentiment Analysis with End-to-End Neural Networks. In *Proceedings of the 2018 Conference on Empirical Methods in Natural Language Processing*, 1109–1114.
- [6] Li, X., Bing, L., Zhang, W., & Lam, W. (2015). Exploiting BERT for End-to-End Aspect-based Sentiment Analysis. 34–41.
- [7] Devlin, J., Chang, M. W., Lee, K., & Toutanova, K. (2019). BERT: Pre-training of deep bidirectional transformers for language understanding. *NAACL HLT 2019 - 2019 Conference of the North American Chapter of the Association for Computational Linguistics: Human Language Technologies - Proceedings of the Conference*, 1, 4171–4186.
- [8] Tian, L., Moore, J., & Lai, C. (2016). Recognizing emotions in spoken dialogue with hierarchically fused acoustic and lexical features. *2016 IEEE Spoken Language Technology Workshop (SLT)*.
- [9] Yin, Y., Meng, F., Su, J., Zhou, C., Yang, Z., Zhou, J., & Luo, J. (2020). A Novel Graph-based Multi-modal Fusion Encoder for Neural Machine Translation. 3025–3035.
- [10] Krizhevsky, A., Sutskever, I., & Hinton, G. E. (2017). ImageNet classification with deep convolutional neural networks. *Communications of the ACM*, 60(6), 84–90.
- [11] Hochreiter, S., & Schmidhuber, J. (1997). Long Short-Term Memory. *Neural Computation*, 9(8), 1735–1780.
- [12] Ermatita, Sanmorino, A., Samsuryadi, & Rini, D. P. (2022). Analyzing Factors Contributing to Research Performance using Backpropagation Neural Network and Support Vector Machine. *KSII Transactions on Internet and Information Systems*, 16(1), 153–172.
- [13] Gehring, J., Miao, Y., Metzger, F., & Waibel, A. (2013). Extracting deep bottleneck features using stacked auto-encoders. *2013 IEEE International Conference on Acoustics, Speech and Signal Processing*.
- [14] Mukaihara, K., Sakti, S., & Nakamura, S. (2017). Recognizing Emotionally Coloured Dialogue Speech Using Speaker-Adapted DNN-CNN Bottleneck Features. *Lecture Notes in Computer Science*, 632–641.
- [15] Song, Y., McLoughlin, I., & Dai, L. (2015). Deep Bottleneck Feature for Image Classification. *Proceedings of the 5th ACM on International Conference on Multimedia Retrieval - ICMR '15*.
- [16] Viera, A. J., & Garrett, J. M. (2005). Understanding interobserver agreement: the kappa statistic. *Family medicine*, 37(5), 360–363.
- [17] Adriani, M., Asian, J., Nazief, B., Tahaghoghi, S. M. M., & Williams, H. E. (2007). Stemming Indonesian. *ACM Transactions on Asian Language Information Processing*, 6(4), 1–33.
- [18] You, D. O., Coming, T., Will, H., You, H., To, N. O. T., Unhappy, B. E., Would, W., Mean, I. T., You, T. O., You, I. F., Some, G. O. T., Me, T., About, M., Family, Y., Else, W. H. O., You, I. N., Takes, F., Of, C., & Father, Y. (2019). Regular Expressions, Text Normalization, Edit Distance.

Commented [V2]:

Reference is not visible.
Reference is not in the Google Scholar.
It cannot be found on the Internet in this form.

Commented [V1]: Full form in the Google Scholar:

Hu, X., & Downie, J. S. (2010, June). Improving mood classification in music digital libraries by combining lyrics and audio. In *Proceedings of the 10th annual joint conference on Digital libraries* (pp. 159-168).