

CONVERSION OF CYCLOHEXANONE TO ADIPIC ACID CATALYZED BY HETEROPOLY COMPOUNDS

Aldes Lesbani*, Fitriliana, and Risfidian Mohadi

Department of Chemistry, Faculty of Mathematics and Natural Sciences, Sriwijaya University,
Jl. Raya Palembang Prabumulih Km32, Ogan Ilir Sumatera Selatan 30662, Indonesia

Received July 22, 2014; Accepted November 5, 2014

ABSTRACT

Conversion of cyclohexanone to adipic acid using hydrogen peroxide as green oxidant catalyzed by heteropoly compounds i.e. $H_5[\alpha-BW_{12}O_{40}]$, $H_4[\alpha-SiW_{12}O_{40}]$ and $H_4[\alpha-PVMO_{11}O_{40}]$ has been carried out systematically in one pot synthesis under mild condition. The product of adipic acid was characterized using GC-MS, FT-IR, 1H -NMR and ^{13}C -NMR spectroscopy. The results show that cyclohexanone could be converted into adipic acid by using $H_5[\alpha-BW_{12}O_{40}]$, $H_4[\alpha-SiW_{12}O_{40}]$ as catalysts, whereas $H_4[\alpha-PVMO_{11}O_{40}]$ did not shows catalytic activity in this reaction. The effect of reaction time gave adipic acid 41% for reaction time 7 h. The yield of adipic acid was 30% with melting point 149-151 °C. The oxidation temperature at 100 °C gave the highest adipic acid 48% was obtained. The FT-IR, 1H -NMR and ^{13}C -NMR spectra of the product are well agreed to the adipic acid standard.

Keywords: cyclohexanone; adipic acid; heteropoly compounds

ABSTRAK

Konversi sikloheksanon menjadi asam adipat menggunakan hidrogen peroksida sebagai pengoksidasi ramah lingkungan yang dikatalis senyawa heteropoli yakni $H_5[\alpha-BW_{12}O_{40}]$, $H_4[\alpha-SiW_{12}O_{40}]$ and $H_4[\alpha-PVMO_{11}O_{40}]$ telah dilakukan melalui reaksi satu langkah dengan kondisi ringan. Produk asam adipat dikarakterisasi melalui penentuan titik leleh, pengukuran menggunakan GC-MS, FT-IR, 1H -NMR dan ^{13}C -NMR. Hasil penelitian menunjukkan bahwa sikloheksanon dapat dikonversi menjadi asam adipat hanya dengan menggunakan katalis $H_5[\alpha-BW_{12}O_{40}]$, $H_4[\alpha-SiW_{12}O_{40}]$, sedangkan $H_4[\alpha-PVMO_{11}O_{40}]$ tidak menunjukkan aktivitas katalitik pada reaksi ini. Studi pengaruh waktu reaksi menunjukkan bahwa diperoleh asam adipat sebanyak 41% untuk reaksi 7 jam. Rendemen asam adipat yakni 30% dengan titik leleh 149-151 °C. Studi pengaruh temperatur oksidasi menunjukkan bahwa rendemen asam adipat tertinggi diperoleh sebanyak 48% pada temperatur 100 °C. Spektra FT-IR, 1H -NMR dan ^{13}C -NMR asam adipat sesuai dengan spektra asam adipat standar.

Kata Kunci: sikloheksanon; asam adipat; senyawa heteropoli

INTRODUCTION

Adipic acid is an important and valuable chemical to produce nylon-6,6, plastics, fibers, and food additives. The worldwide production of adipic acid mainly for raw material of nylon-6,6 is up to 2.2 million metric tons per year [1]. The industrial and conventional production of adipic acid used nitric acid as oxidation agent in the oxidation of cyclohexanone, cyclohexanol, and mixture of cyclohexanone-cyclohexanol [2]. The use of conventional catalyst such as nitric acid leads to produce N_2O and NO_x as by products, which are pollutants and not environmentally benign do to contribute significantly to global warming. Thus the use of green oxidant such as hydrogen peroxide to produce of adipic acid is vital.

Aqueous hydrogen peroxide is an ideal, green and clean oxidant for oxidation reaction [3]. Sato et al. (1998)

was reported the aqueous hydrogen peroxide with concentration low than 60% can be used as clean oxidant in the oxidation reaction including production of adipic acid [4]. Hydrogen peroxide 30 %wt is good oxidant for cyclohexane, cyclohexanol, cyclohexanone and 1,2-cyclohexanediol to adipic acid catalyzed by peroxotungstates and peroxomolybdates [5]. In the report recently, Dutta et al. (2012) was reported the hybrid porous tin (IV) phosphonate with high surface area also has high catalytic activity for adipic acid conversion from cyclohexanone [6].

Porous materials such as zeolite have catalytic activity for conversion cyclohexane to adipic acid [7]. The microemulsion also has ability for synthesis of adipic acid [8-9]. On the other hand, the use of catalyst based on tungsten for production of adipic acid is attracted to deeply investigate. Sato et al. reported

* Corresponding author.
Email aldeslesbani@yahoo.com

small amount of sodium tungsten could produce adipic acid with high yield in the presence of phase-transfer catalyst. Deng et al. (1999) used several ligands in the conversion of cyclohexanone to adipic acid catalyzed by peroxytungstate. Although they claim the system is free phase-transfer catalyst but the use of several organic ligands shows similar activity with phase-transfer catalyst [10].

In this research we report the catalytic activity of several heteropoly compounds i.e. $H_5[\alpha-BW_{12}O_{40}]$, $H_4[\alpha-SiW_{12}O_{40}]$ and $H_4[\alpha-PVMO_{11}O_{40}]$ for conversion of cyclohexanone to adipic acid. Synthesis of heteropoly compounds $H_5[\alpha-BW_{12}O_{40}]$, $H_4[\alpha-SiW_{12}O_{40}]$ and $H_4[\alpha-PVMO_{11}O_{40}]$ were reported previously by our group [11-12,16]. In this article, we focus on catalytic test of these heteropoly compounds by assuming heteropoly compounds $H_5[\alpha-BW_{12}O_{40}]$, $H_4[\alpha-SiW_{12}O_{40}]$ and $H_4[\alpha-PVMO_{11}O_{40}]$ able to convert cyclohexanone to adipic acid do to Brønsted acidity of these compounds. The preliminary catalytic test in this article was emphasized only for effect of time and temperature reaction, which can affect into formation of adipic acid.

EXPERIMENTAL SECTION

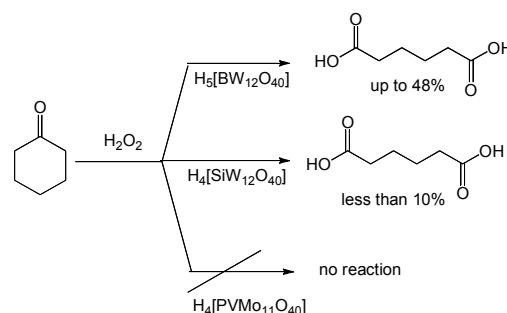
Materials

All starting materials were in synthetic grade and used directly without further purification from Merck such as hydrogen peroxide, ethyl acetate and from Aldrich such as cyclohexanone. The heteropoly compounds $H_5[\alpha-BW_{12}O_{40}]$, $H_4[\alpha-SiW_{12}O_{40}]$ and $H_4[\alpha-PVMO_{11}O_{40}]$ were synthesized according to the literatures and characterized using FT-IR spectrophotometer in order to investigate the functional group of heteropoly compounds [11-12].

Procedure

Oxidation reactions

The oxidation of cyclohexanone using heteropoly compounds as catalyst was carried out in one pot synthesis as follows: In a 250 mL round-bottomed flask equipped with magnetic stirring, catalyst (0.88 mmol) and 44 mL hydrogen peroxide 30% were stirred for 15 min. Thus cyclohexanone (96 mmol) was added carefully in the mixture. The reaction mixture has occurred in heated and refluxed conditions at 90 °C for 8 h. The solution was allowed to stand at 0 °C for 12 h and white crystals were formed. The crystals were separated from solution by filtration and washed by aquadest. The product was dried at room temperature in desiccator over silica gel for 24 h. Product of adipic acid was recrystallized using ethyl acetate. The influence of range of 6-9 h, and the temperature reaction time for



Scheme 1. Conversion of cyclohexanone to adipic acid by selective catalyst of heteropoly compounds

synthesis was investigated in the effect was studied in several points ranging from 80-105 °C.

Characterization

Melting point analyses were performed using Fischer Jones melting point and the samples were measured in the temperature range 100-160 °C in order to check the purity of product. The FT-IR spectrum was recorder by Shimadzu 8201PC instrument using KBr disk at room temperature in the wavenumber 400-4000 cm^{-1} . The GC-MS measurement was done using Shimadzu QP2010 SE after dilution of sample in mixture of ethanol-2-propanol (1:1) as solvent. The spectrum of 1H and ^{13}C -NMR were performed using Jeol in frequency 500 MHz for 1H and 125 MHz for ^{13}C .

RESULT AND DISCUSSION

The conversion of cyclohexanone to adipic acid using heteropoly compounds as catalysts shown in scheme 1. We also performed the reaction in scheme 1 without any catalyst as control and adipic acid did not obtained in the reaction system. The reaction in scheme 1 is depending on the availability and ability of catalyst. According to Zhu et al. (2008), tungsten and molybdenum well know catalyst for conversion of cyclohexanone to adipic acid [5]. The heteropoly compounds are metal-oxygen cluster contain tungsten as addenda atom were used in this research with Keggin structure. The variation of heteropoly catalysts were tested in this research such as $H_5[\alpha-BW_{12}O_{40}]$, $H_4[\alpha-SiW_{12}O_{40}]$ and $H_4[\alpha-PVMO_{11}O_{40}]$ which containing different charges (+4, +5), hetero (B, Si, P, V) and addenda atom (W, Mo).

The experimental results indicated that $H_5[\alpha-BW_{12}O_{40}]$ have catalytic activity better than $H_4[\alpha-SiW_{12}O_{40}]$ or $H_4[\alpha-PVMO_{11}O_{40}]$ for conversion of cyclohexanone. The yield of adipic acid was obtained 30% using $H_5[\alpha-BW_{12}O_{40}]$ as catalyst. The melting points of adipic acid product were in 149-151 °C. This value is well agreed with melting point of adipic acid

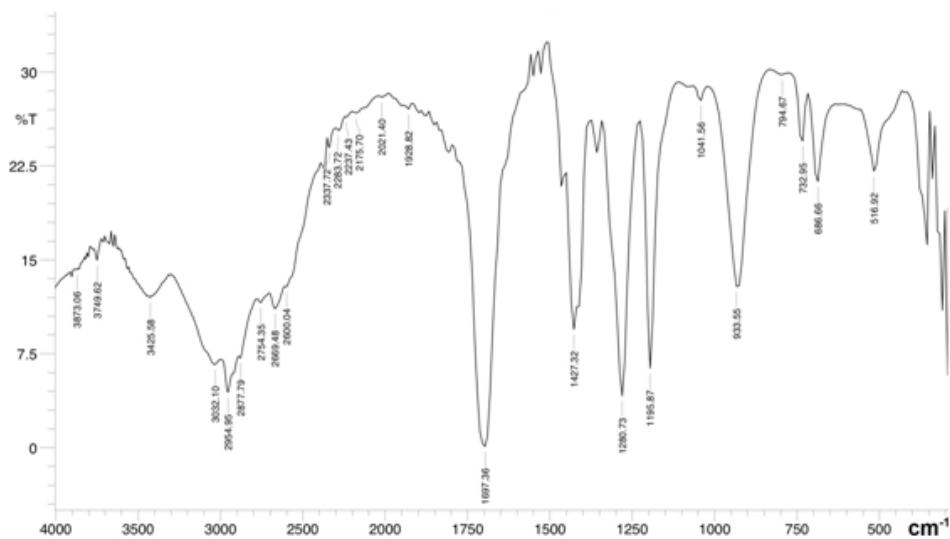


Fig 1. FTIR spectrum of adipic acid

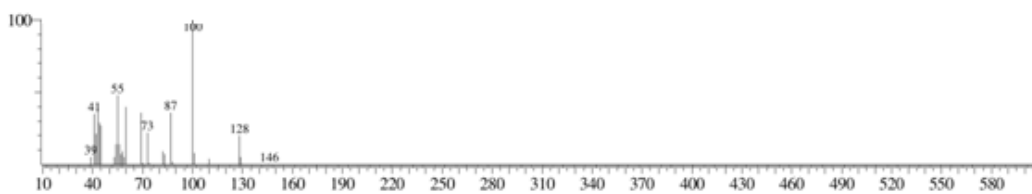
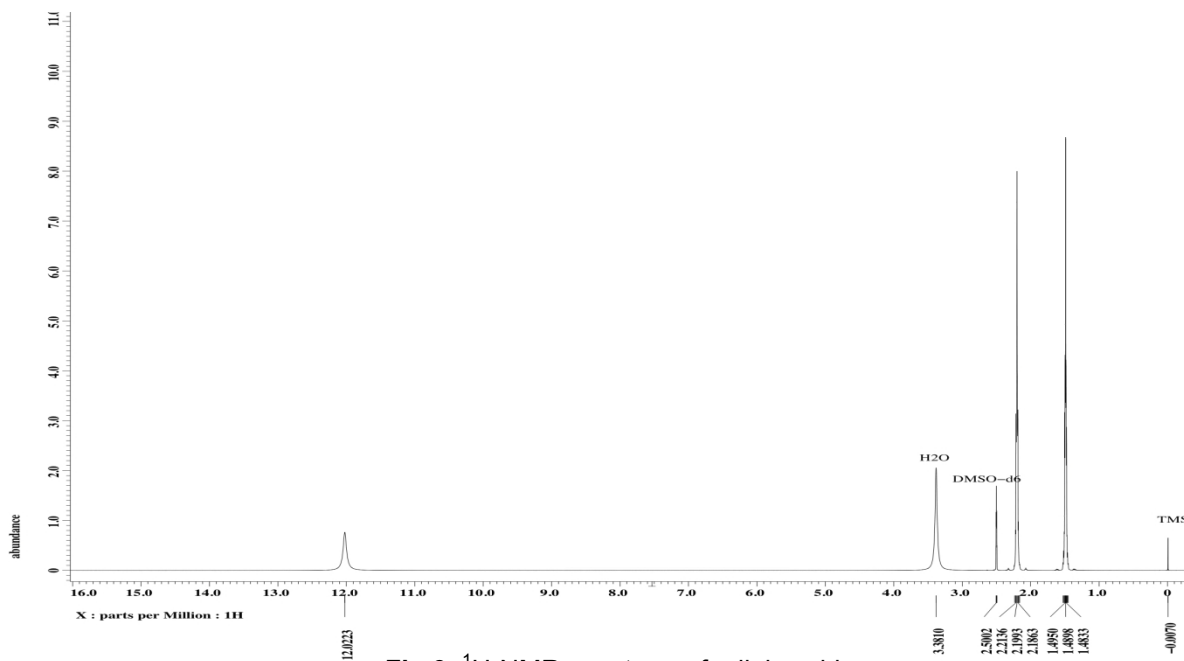


Fig 2. Mass spectrum of adipic acid

Fig 3. ¹H-NMR spectrum of adipic acid

standard [13]. The catalyst $H_4[\alpha-SiW_{12}O_{40}]$ shows low catalytic activity to converting cyclohexanone only 1% of adipic acid was obtained and catalyst $H_4[\alpha-PVMO_{11}O_{40}]$ did not show catalytic activity. This results show unique

catalytic activity because only $H_5[\alpha-BW_{12}O_{40}]$ can convert cyclohexanone to adipic acid while $H_4[\alpha-SiW_{12}O_{40}]$ or $H_4[\alpha-PVMO_{11}O_{40}]$ almost has no catalytic activity for conversion of cyclohexanone. Phenomena

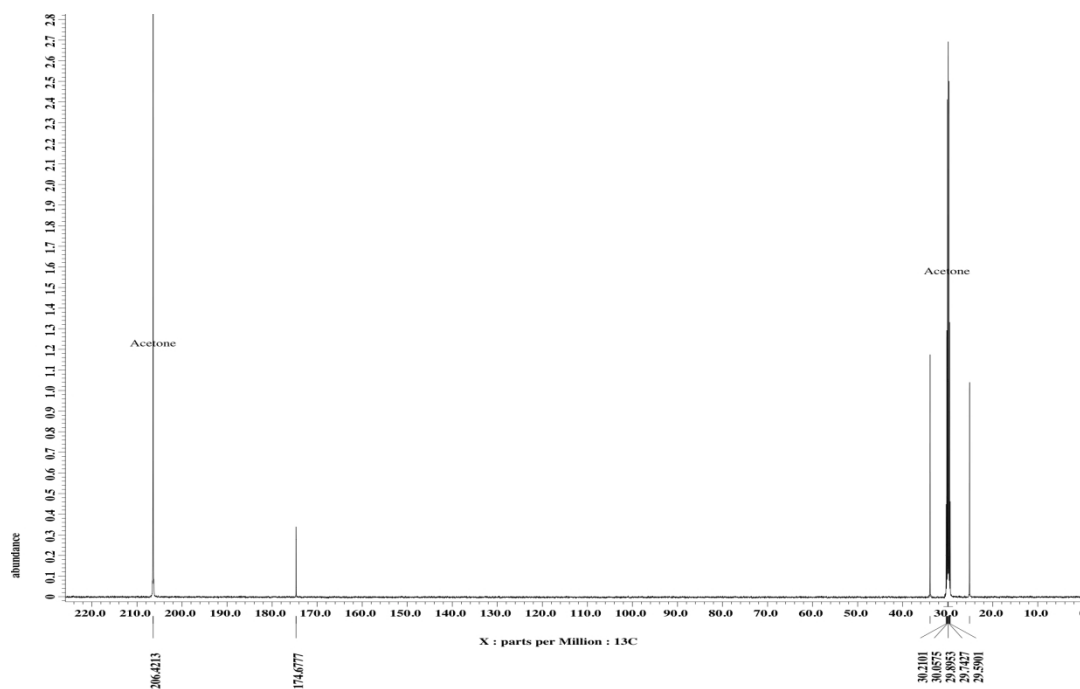
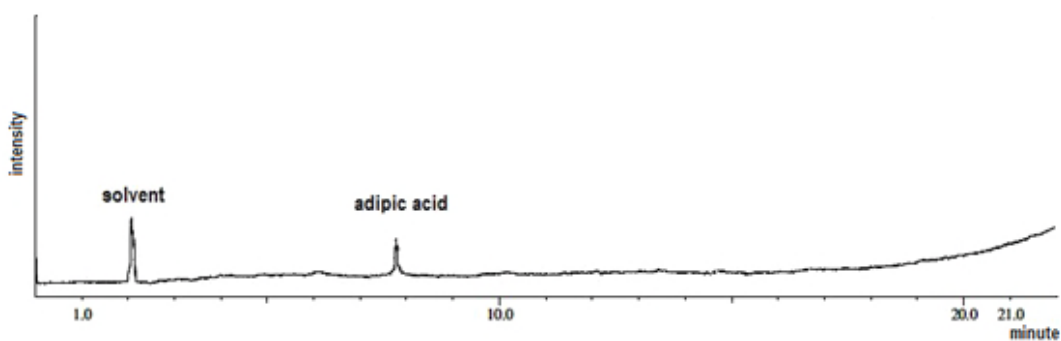
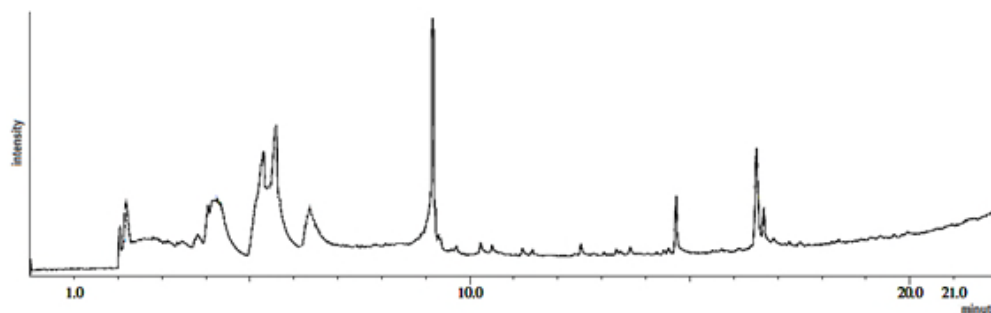
Fig 4. ^{13}C -NMR spectrum of adipic acid

Fig 5. Chromatogram of pure adipic acid

Fig 6. Chromatogram of solution mixture after filtration of adipic acid crystal from conversion of cyclohexanone using $\text{H}_5[\alpha\text{-BW}_{12}\text{O}_{40}]$ as catalyst

of this research look selectivity of catalyst due to three of these heteropoly compounds have Brønsted sites in their structures [14]. If Brønsted acid was important for conversion of cyclohexanone to adipic acid, then

heteropoly compound $\text{H}_5[\alpha\text{-BW}_{12}\text{O}_{40}]$, $\text{H}_4[\alpha\text{-SiW}_{12}\text{O}_{40}]$ and $\text{H}_4[\alpha\text{-PVMO}_{11}\text{O}_{40}]$ can facilitate catalyzed cyclohexanone to adipic acid. Thus other kinds of acid were playing a role in this catalytic system. Probably

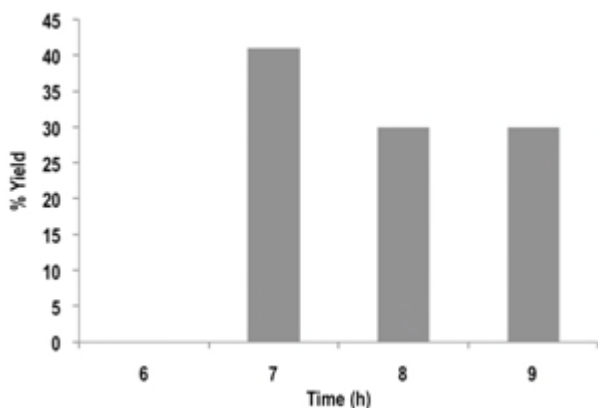


Fig 7. The influence of reaction time for conversion of cyclohexanone to adipic acid

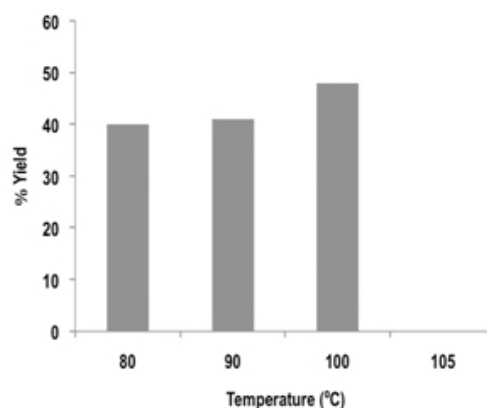
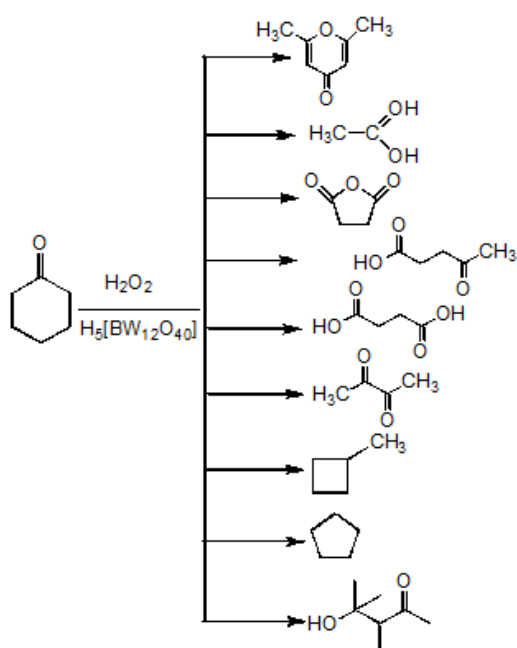


Fig 8. The influence of temperature reaction for conversion of cyclohexanone to adipic acid



Scheme 2. By-products conversion of cyclohexanone to adipic acid

Lewis acid has a key in this research. The results show boron has higher Lewis acidity than silica or phosphorus/vanadium.

Heteropoly compounds with Keggin structure such as $H_5[\alpha-BW_{12}O_{40}]$, $H_4[\alpha-SiW_{12}O_{40}]$ and $H_4[\alpha-PV_{11}O_{40}]$ contain boron (B), silica (Si) and phosphorus vanadium (PV) in their framework as heteroatom and this atom gave effect to conversion of cyclohexanone to adipic acid. Boron can act as Lewis acid more efficient than silica or phosphorus vanadium, so thus $H_5[\alpha-BW_{12}O_{40}]$ can convert cyclohexanone to adipic acid more effective [15]. On the other hand, phosphorus vanadium did not have catalytic activity to conversion of cyclohexanone to adipic acid due to mix atom and valence in the

heteropoly structure. Lesbani et al. (2012) reported that characterization of heteropoly compound $H_4[\alpha-PV_{11}O_{40}]$ has using ^{31}P MAS NMR spectroscopy has two peaks in chemical shift at -3.9 and -4.4 ppm due to the phosphorus mixture valence in the framework structure [16]. Single valence of heteroatom in the Keggin structure is more stable than mixture valence and affects the catalytic activity for conversion of cyclohexanone to adipic acid.

Adipic acid from conversion of cyclohexanone using $H_5[\alpha-BW_{12}O_{40}]$ as catalyst was characterized using FT-IR, GC-MS, 1H and ^{13}C NMR spectroscopy. The FT-IR spectrum of adipic acid is shown in Fig. 1. The characteristic vibration of adipic acid is appeared in the wavelength 3400 cm^{-1} (ν O-H), 2954 cm^{-1} (ν C-H), 1697 cm^{-1} (ν C=O), and 1195 cm^{-1} (ν C-O) [17]. Although FT-IR spectra of adipic acid show all functional groups of adipic acid structure but we characterized full spectroscopy of adipic acid product from conversion of cyclohexanone. The chromatogram of adipic acid shows only one peak was obtained and indicate the high purity of product. The mass fragmentation of adipic acid is shown in Fig. 2. The molecular ion in the mass spectrum shows m/z 146. This indicates the molecular weight of adipic acid. The 1H and ^{13}C -NMR spectrum of adipic acid are shown in Fig. 3 and 4. The measurement of 1H -NMR was performed using DMSO (d-6) and has three peaks at chemical shift 1.49 ppm (metilen, $-CH_2$), 2.20 ppm (metilen $-CH_2$), and 12.02 ppm (carboxyl, $-COOH$). Carbon was measured using ^{13}C -NMR in acetone (d-6) solvent and were identified at 25.2 ppm (CH_2), 33.9 ppm (CH_2), and 174.7 ppm (C=O) of chemical shift [18].

The further investigation to the conversion of cyclohexanone using $H_5[\alpha-BW_{12}O_{40}]$ as catalyst was deeply experimented using GC-MS to the solution of reaction due to moderate yield of adipic acid. The

GC-MS measurement show nine compounds as by-products were obtained in the conversion of cyclohexanone and shown in scheme 2.

The factor of reaction time and temperature can influence in conversion of cyclohexanone to adipic acid was investigated. Fig. 7 and 8 show the influence of time of reaction and temperature conversion to obtain adipic acid from cyclohexanone. Experimental results shows in 7 h reaction gave 41% yield. The reaction for 6 h gave adipic acid only 0.02% which was different from 8 and 9 h. In Fig. 7, the results of reaction at 6 h almost insignificant and looks no catalytic activity for conversion of cyclohexanone to adipic acid. At reaction time 8 and 9 h the adipic acid conversion is 30% yield. Thus reaction time in 7 h is optimum reflux for conversion of cyclohexanone to adipic acid. The effect of temperature reaction was investigated in 7 h and variation of temperature from 80-105 °C. The products of adipic acid are slightly increase with increasing temperature reaction from 80-100 °C and sharply decrease at 105 °C. The yield at temperature 80-100 °C is 40%, 41%, and 48%, respectively. The yield at 105 °C is 0.05% and almost disappeared in the bar chart. This phenomenon is probably related with stability of hydrogen peroxide. Oxidation reaction using green oxidant such as hydrogen peroxide is commonly used in mild condition [19]. Thus the relative high temperature caused effectively of oxidation is decreased. All results show that the conversion of cyclohexanone to adipic acid can be performed using selective heteropoly compounds as catalyst.

CONCLUSION

The conversion of cyclohexanone to adipic acid can be carried out using selective heteropoly compounds as catalysts. $H_5[\alpha-BW_{12}O_{40}]$ catalyst convert cyclohexanone to adipic acid up to 48% while $H_4[\alpha-SiW_{12}O_{40}]$ only 1%. The heteropoly compound $H_4[\alpha-PVMO_{11}O_{40}]$ can not convert cyclohexanone to adipic acid due to mix valence of heteroatom.

ACKNOWLEDGEMENT

We thank to inorganic division member, Department of Chemistry, FMIPA, Sriwijaya University for beneficial discussion in this research.

REFERENCES

1. Thiemens, M.H., and Trogler, W.C., 1991, *Science*, 251(4996), 932–934.
2. Vural-Gürsel, I., Wang, Q., Noël, T., Hessel, V., and Tinge, J.T., 2013, *Ind. Eng. Chem. Res.*, 52(23), 7827–7835.
3. Vafaezadeh, M., and Hashemi, M.M., 2013, *Chem. Eng. J.*, 221, 254–257.
4. Sato, K., Aoki, M., and Noyori, R., 1998, *Science*, 281(2383), 1646–1647.
5. Zhu, W., Li, H., He, X., Zhang, Q., Shu, H., and Yan, Y., 2008, *Catal. Commun.*, 9(4), 551–555.
6. Dutta, A., Pramanik, M., Patra, A.K., Nandi, M., Uyama, H., and Bhaumik, A., 2012, *Chem. Commun.*, 48(53), 6738–6740.
7. Knops-Gerrits, P.P., Thibault-Starzyk, F., and Jacobs, P.A., 1994, *Stud. Surf. Sci. Catal.*, 84, 1411–1417.
8. Blach, P., Böstrom, Z., Franceschi-Messant, S., Lattes, A., Perez, E., and Rico-Lattes, I., 2010, *Tetrahedron*, 66(35), 7124–7128.
9. Pênate, I.Q., Lesage, G., Cognet, P., and Poux, M., 2012, *Chem. Eng. J.*, 200-202, 357–364.
10. Deng, Y., Ma, Z., Wang, K., and Chen, J., 1999, *Green Chem.*, 1, 275–276.
11. Lesbani, A., 2008, *Jurnal Penelitian Sains*, 11, 429–434.
12. Mohadi, R., Hidayati, N., Lesbani, A., 2012, *Majalah Ilmiah Sriwijaya*, Lembaga Penelitian Universitas Sriwijaya, 8–16.
13. Zhang, S-G., Jiang, H., Gong, H., and Sun, Z-L., 2003, *Pet. Sci. Technol.*, 21(1), 275–282.
14. Lesbani, A., and Mohadi, M., 2014, *Bull. Chem. React. Eng. Catal.*, 9(2), 136–141.
15. Shriver and Atkins, 2006, *Inorganic Chemistry*, 4th ed., Oxford University Press, Oxford.
16. Lesbani, A., Mohadi, M., and Hidayati, N., 2012, *Jurnal Penelitian Sains*, 15, 145–147.
17. Ren, S., Xie, Z., Cao, L., Xie, X., Qin, G., and Wang, J., 2009, *Catal. Commun.*, 10(5), 464–467.
18. Clayden, J., Greeves, N., Warren, S., and Wothers, P., 2008, *Organic Chemistry*, Oxford University Press, Oxford, UK.
19. Jin, P., Zhao, Z., Dai, Z., Wei, D., Tang, M., and Wang, X., 2011, *Catal. Today*, 175(1), 619–624.