

Partial Characterization of Chitosanase from Digestive Tract of *Channa striata*

by Ace Baehaki

Submission date: 18-Apr-2020 04:53PM (UTC+0700)

Submission ID: 1300874934

File name: zation_of_Chitosanase_from_Digestive_Tract_of_Channa_striata.pdf (168.76K)

Word count: 1139

Character count: 6130



Est. 1984

4

ORIENTAL JOURNAL OF CHEMISTRY

An International Open Free Access, Peer Reviewed Research Journal

www.orientjchem.org

ISSN: 0970-020 X
CODEN: OJCHEG
2016, Vol. 32, No. (6):
Pg. 3231-3234

Partial Characterization of Chitosanase from Digestive Tract of *Channa striata*

ACE BAEHAKI^{1*}, SHANTI DWITA LESTARI¹, NUNI GOFAR² and YUDI WAHIDMAN¹

7

¹Department of Fisheries Product Technology, Faculty of Agriculture, Sriwijaya University, Indralaya, South Sumatera, Indonesia.

²Department of Soil Science, Faculty of Agriculture, Sriwijaya University, Indralaya, South Sumatera, Indonesia.

*Corresponding author E-mail: ace76_none@yahoo.com

<http://dx.doi.org/10.13005/ojc/320647>

(Received: October 08, 2016; Accepted: November 19, 2016)

ABSTRACT

The purpose of this study was to partially characterize chitosanase isolated from snakehead fish's (*Channa striata*) digestive tract. Two types of snakehead fish, domesticated and non-domesticated, were used as samples in order to assess the effect of feeding types on chitosanase activity. Chitosanase isolated from the stomach and intestine of domesticated snakehead fish had higher activity than non-domesticated samples with the value of 0.0395 U/mL and 0.0296 U/mL, respectively. The optimum chitosanase activity from the stomach and the intestine of domesticated fish was at pH 7. Lower optimum pH (6) was noticed for non domesticated samples. Chitosanase from both samples showed optimum activity at 70 °C.

Keywords: Characterization, chitosanase, digestive tract, snakehead.

INTRODUCTION

3 Chitin is the second largest polysaccharide after cellulose which has the chemical formula of poly (2-acetamide-2-dioksi- α -D-Glucose) with β -glycosidic (1.4) linkage connecting each unit. The chemical structure of chitin is similar to cellulose, only differentiated by a group attached to the atom C2. If the cellulose cluster bound to the atom C2 8 OH, then the chitin-bound is acetamide group¹. Chitosan is a deacetylated product of chitin which

is found in many insects, crustaceans and fungi². Chitin is a fibrous material and very insoluble, while chitosan is slightly soluble in water and is much more tractable material with a broad range of applications³.

Chitosan is also found in nature; found in the insect cuticle⁴ and the cell walls of fungi class *Zygomycetes*, in chlorophan algae *Chlorella* sp.⁵. This chitosan naturally synthesized by the joint action of chitin synthetase and chitin deacetylase,

⁵ as shown for *Mucor rouxii* and *Colletotrichum lindemuthianum*⁶.

MATERIALS AND METHODS

¹ Chitosanase activity

Chitosanase assay was conducted according to Yoon *et al.*⁷, with modification. One (1) unit of chitosanase activity was defined as the amount of the enzyme which produces 1 μ mol of reducing sugar (glucosamine) per minute.

¹ Effect of pH on enzyme activity

Optimum pH was determined by assaying in buffer with pH values of 6-9 using citric acid buffer

(pH 3-4), citric-phosphate buffer (pH 4-6), phosphate buffer (pH 6-8) and boric buffer (pH 8-9), in the presence of soluble chitosan substrate.

Effect of temperature on enzyme activity

Optimum temperature was measured at 30, 40, 50, 60, 70 and 80 °C at pH 7 by using soluble chitosan as the substrate.

RESULT AND DISCUSSION

Chitosanase Activity

The results of the chitosanase activity from digestive tract of Snakehead fish (*Channa striata*) are presented in Figure 1.

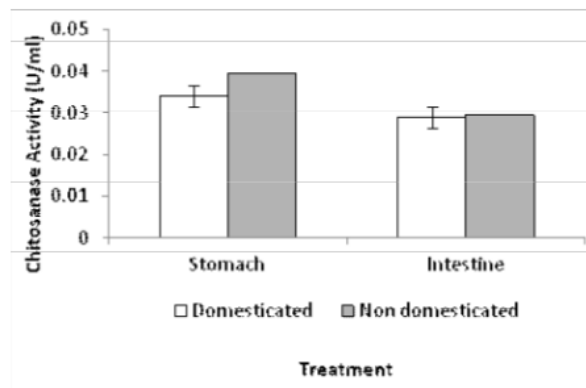
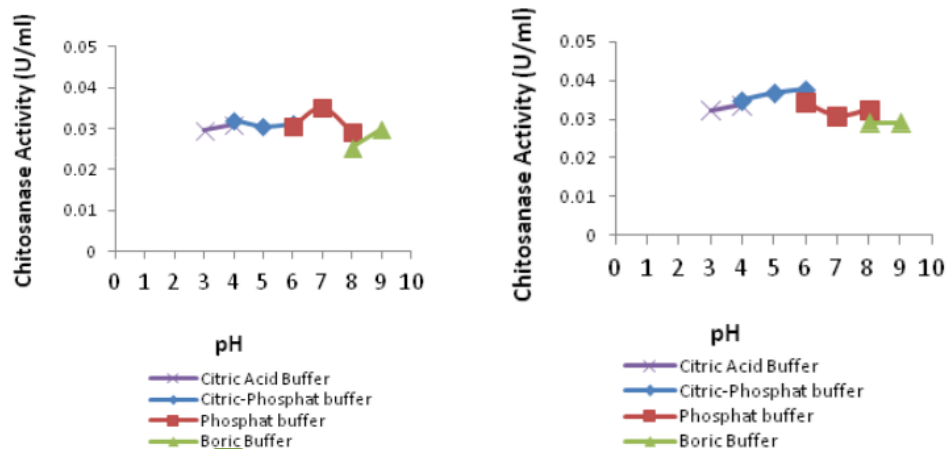


Fig. 1: Chitosanase activity from digestive tract of snakehead fish (*Channa striata*)



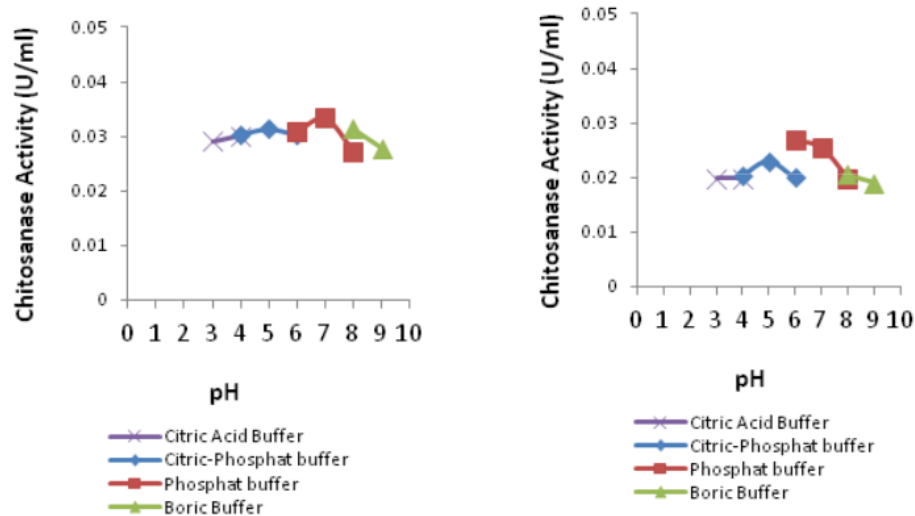
¹⁰ Fig. 2: Effects of pH on the activity of chitosanase isolated from digestive tract of *Channa striata* (a= domesticated; b= non domesticated)

Fig1 shows two different chitosanase activity of *Channa striata* (domesticated and non domesticated fish). Enzymes isolated from both stomach and intestine of domesticated fish had higher activity in the amount of 0.0395 U/mL and 0.0296 U/mL respectively. Chitosanase isolated from the stomach of domesticated and non domesticated

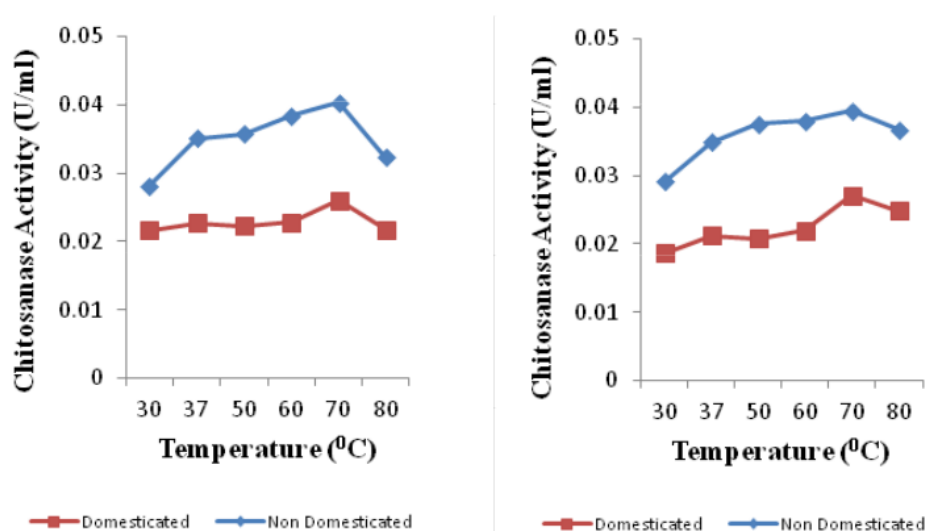
samples considerably showed higher activity than the same enzyme isolated from the intestine.

³ **Effect of pH on chitosanase activity**

Effects of pH on the activity of chitosanase isolated from digestive tract of *Channa striata* are presented in Figure 2 and 3.



¹¹ **Fig. 3: Effect of pH on Chitosanase Activity from the Intestine**
(a= domesticated; b= non domesticated)



⁹ **Fig. 4: Effect of Temperature on Chitosanase Activity** (a= the stomach; b=the Intestine)

Optimum chitosanase activities from the stomach and the intestine were at pH 7 (domesticated) and pH 6 (non domesticated). The results were higher than pH 5.8 of *Bacillus cereus*⁸, pH 5.0 of *Streptomyces cyaneogriseus*⁹ and pH 6 of *Paenibacillus ehimensis*¹⁰.

¹ Effect of temperature on chitosanase activity

Temperature ranged between 30 °C and 80 °C were used to study the effect of pH on chitosanase

activity. Fig 4 showed the effect of temperature on the activity of chitosanase isolated from digestive tract of *Channa striata*.

⁶ The optimum temperature of 70°C was recorded for the chitosanase (the stomach and the intestine) in this study. The result was higher than the 54 °C optimum temperature reported for *Bacillus cereus*⁸, 50 °C for *Bacillus megaterium*¹¹, and *Gongronella* sp.¹².

REFERENCES

- Muzzarelli, R.A.A, Chitin. In: Aspinall GO (ed), The polysaccharides, Academic Press London, UK, **1985**, 3, 417-447.
- Sanford PA and Hutchings GP, Chitosan-A natural, cationic biopolymer: commercial application in Industrial polysaccharides, Amsterdam, Elsevier, **1987**, 365-371
- Hirano S, Chitin and Chitosan. *Production and Application of Chitin and Chitosan in Japan*. Essex Elsevier, **1989**, 37-43.
- Aruchami M, Gowri N and Sundara-Rajulu G, Chitin deacetylases in invertebrates in Muzzarelli RAA, Jeuniaux C and Gooday GW (ed), *Chitin on nature and technology*, Plenum Press, New York, **1986**
- Mihara S, 1961, Change in glucosamine content of chorella cells during the course of their life cycle, *Plant Cell Physiol*, **1961**, 2, 25-29
- Davis LL and Bartnicki-Garcia S, The coordination of chitin and chitosan synthesis in *Mucor rouxii*, *J Gen. Microbiol*, **1984**, 130, 2095-2102
- Yoon HG, Kim HY, Kim HK, Shin DH, Jng KC and Park RD, *Prot Expr. Purif*, **2006**, 45, 125
- Piza FAT, Siloto AP, Carisalho GV and Franco TT, Purification and characterization of chitosanase from *Bacillus cereus*, *Braz J Chem Eng*, **1999**, 16, 185-192.
- El-Sherbiny ESA, Purification and characterization of chitosanase enzyme from *Streptomyces cyaneogriseus*, *Asian J Biol Sci*, **2011**, 4, 15-24.
- Pagnoncelli MGB, de Araujo NK, da Silva NMP, de Asis CF, Rodrigues S and de Macedo GR, Chitosanase production by *Paenibacillus ehimensis* and its application for chitosan hydrolysis, *Braz Arch Biol Technol*, **2010**, 53, 1461-1468.
- Pelletier A and J. Sygusch, Purification and characterization of three chitosanase activities from *Bacillus megaterium* P1, *Appl. Environ. Microbiol*, **1992**, 56, 844-848.
- Zhou W, Yuan H, Wang J and Yao J, Production, purification and characterization of chitosanase produced by *Gongronella* sp. JG. *Lett Appl Microbiol*, **2008**, 46, 49-54.7.

Partial Characterization of Chitosanase from Digestive Tract of *Channa striata*

ORIGINALITY REPORT

36%

SIMILARITY INDEX

%

INTERNET SOURCES

28%

PUBLICATIONS

23%

STUDENT PAPERS

PRIMARY SOURCES

- 1** "Characterization of Chitosanase from Indralaya Swamp Bacteria, South Sumatera, Indonesia", *Asian Journal of Chemistry*, 2013. 9%
Publication
- 2** Submitted to Universitas Diponegoro 7%
Student Paper
- 3** Submitted to Jawaharlal Nehru Technological University 4%
Student Paper
- 4** Submitted to University of Technology 3%
Student Paper
- 5** Y. J. Choi, E. J. Kim, Z. Piao, Y. C. Yun, Y. C. Shin. "Purification and Characterization of Chitosanase from *Bacillus* sp. Strain KCTC 0377BP and Its Application for the Production of Chitosan Oligosaccharides", *Applied and Environmental Microbiology*, 2004 3%
Publication

Ace Baehaki. "Purification and characterization

6

of collagenase from *Bacillus licheniformis* F11.4", *African Journal of Microbiology Research*, 2012

Publication

3%

7

Ace Baehaki, Dahrul Syah, Sukarno Sukarno, Siswa Setyahadi, Maggy Suhartono. "Differences in Protease Expression of Mutants *Bacillus licheniformis* F11", *Biosciences, Biotechnology Research Asia*, 2015

Publication

2%

8

Submitted to Syiah Kuala University

Student Paper

1%

9

Jun Cai, Jianhong Yang, Yumin Du, Lihong Fan, Yanlin Qiu, Jin Li, John F. Kennedy. "Purification and characterization of chitin deacetylase from *Scopulariopsis brevicaulis*", *Carbohydrate Polymers*, 2006

Publication

1%

10

Liang, Tzu-Wen, Chih-Ting Huang, Nguyen Dzung, and San-Lang Wang. "Squid Pen Chitin Chitooligomers as Food Colorants Absorbers", *Marine Drugs*, 2015.

Publication

1%

11

Milton J. Zmijewski, Barbara Briggs. "Biosynthesis of vancomycin: identification of TDP-glucose: aglycosyl-vancomycin glucosyltransferase from *Amycolatopsis*

1%

orientalis", FEMS Microbiology Letters, 1989

Publication

Exclude quotes Off

Exclude matches Off

Exclude bibliography On