

ISSN: 2088-5334

Vol 7, No 6 (2017)

# International Journal on Advanced Science Engineering Information Technology

Available online at  
<http://ijaseit.insightsociety.org>

Advanced Science Image processing image retrieval microprocessor  
Back Projection fuzzy Engineering alumina Gait analysis Biometric  
Mobile Agent Interpolation Soft Tissue hydrothermal stability Outlier filter  
Sampling Theorem Magnetic field porous structure acidity Wireless  
Parsimony Database Server Robot Operation Life Cycle Cost  
Graphical User Interface Virus Compression Strength Networks Energy Saving  
Current shaping Phylogenetic Analysis Sensor Tools Image matching  
Metamorphic Virus neural network Predictive Router Image Analysis  
parallel port Obfuscation Techniques Admixure Vector Machine Regression Analysis  
Power factor Boost regulator catalyst Construction Delay Support Vector Machine Surveillance  
breast phantom Effects of Delay Current harmonics soybean



## Vol. 7 (2017) No. 6

### Articles

#### Advancement of TDR Technique for Locating Power Cable Insulation Degradation

*Tze Mei Kuan, Azrul Mohd. Ariffin, Maria Madelina Bemmynsen Sedau*

pages: 1976-1982 [Full text](#) DOI:10.18517/ijaseit.7.6.2315

#### Design and Implementation of Power Plant High-Side Voltage Controller for Coordinated Voltage Control

*Muhamad Tarmizi Azmi, Sheikh Kamar Sheikh Abdullah, Mohd Khairun Nizam Mohd Sarmin, Nira Saadun, Nik Sofizan Nik Yusuf*

pages: 1983-1990 [Full text](#) DOI:10.18517/ijaseit.7.6.2304

#### Sizing Optimization of Hybrid Stand Alone Photovoltaic System

*Zulkifli Othman, Shahril Irwan Sulaiman, Ismail Musirin, Ahmad Maliki Omar, Sulaiman Shaari, Muhammad Zakyizzuddin Rosselan*

pages: 1991-1997 [Full text](#) DOI:10.18517/ijaseit.7.6.2334

#### Determining of Drying Characteristics for South Sumatera Low Rank Coal using Solar and Laboratory Scaled Oven

*Irwin Bizzy, Riman Sipahutar, Eddy Ibrahim, Muhammad Faizal*

pages: 1998-2003 [Full text](#) DOI:10.18517/ijaseit.7.6.2006

#### Bending Failure Analysis at HPFRC Plates with Various Depth and Loading Program

*Krisnamurti Krisnamurti, Agoes Soehardjono, Achfas Zacoeb, Ari Wibowo*

pages: 2004-2011 [Full text](#) DOI:10.18517/ijaseit.7.6.2557

#### Optimizing Economic Load Dispatch with Renewable Energy Sources via Differential Evolution Immunized Ant Colony Optimization Technique

*N. A. Rahmat, N. F. A. Aziz, M. H. Mansor, Ismail Musirin*

pages: 2012-2017 [Full text](#) DOI:10.18517/ijaseit.7.6.2328

#### Visual Basic GUI for an Improved of M&V Framework Considering Risk Assessment

*Nor Shahida Razali, Nofri Yenita Dahlan, Wan Faezah Abbas, Hasmaini Mohamad*

pages: 2018-2026 [Full text](#) DOI:10.18517/ijaseit.7.6.2338

#### Cause and Effect Prediction in Manufacturing Process Using an Improved Neural Networks

*Nazri M. Nawi, Noorhamreeza Abdul Hamid, Noor Azah Samsudin, Zawati Harun, Mohd Firdaus Ab Aziz, Azizul Azhar Ramli*

pages: 2027-2034 [Full text](#) DOI:10.18517/ijaseit.7.6.2384

#### Problem-based Learning for Programming Education

*Aminah Bibi Bawamohiddin, Rozilawati Razali*

pages: 2035-2050 [Full text](#) DOI:10.18517/ijaseit.7.6.2232

#### Metadata Schema for Traditional Knowledge

*Dana Indra Sensuse, Handrie Noprisson, Yudho Giri Sucahyo, Lukman Lukman*

pages: 2051-2062 [Full text](#) DOI:10.18517/ijaseit.7.6.1983

#### Using Tags for Measuring the Semantic Similarity of Users to Enhance Collaborative Filtering Recommender Systems

*Ayman S. Ghabayen, Shahrul Azman Mohd Noah*

pages: 2063-2070 [Full text](#) DOI:10.18517/ijaseit.7.6.1826

#### Credit Card Detection System Based on Rudit Approach

## IJASEIT

About

Editorial Board

Guide for Authors

Journal Contact

Online Submission

Publication Ethics

Browse Authors

NEW Update : IJASEIT in Scopus

NEW Update : IJASEIT in Scimago JR

## Scimago Journal Rank



## Scopus CiteScore

1.31 2017 CiteScore

Powered by Scopus



**Developing a Stochastic Model of Queue Length at a Signalized Intersection**

*Herman Y Sutarto, Endra Joelianto, Tunggal Arief Nugroho*  
 pages: 2183-2188 [Full text](#) DOI:10.18517/ijaseit.7.6.2820

**Subsurface Corrosion Imaging System Based on LASER Generated Acoustic (LGA)**

*Andreas Setiawan, Gede Bayu Suparta, Mitrayana Mitrayana, Waskito Nugroho*  
 pages: 2189-2196 [Full text](#) DOI:10.18517/ijaseit.7.6.2816

**Video-Based Stylized Rendering using Frame Difference**

*Seung Taek Ryoo, Yeong Kwon Kim, Hun Joo Lee, Sang Hyun Seo*  
 pages: 2197-2202 [Full text](#) DOI:10.18517/ijaseit.7.6.2729

**Design and Implementation of a Software System for High Level Business Rules**

*Deepak Kumar Sharma, Naveen Prakash, Manish Mahajan, Dheerendra Singh*  
 pages: 2203-2212 [Full text](#) DOI:10.18517/ijaseit.7.6.2797

**Implementation of Robot Operating System in Beaglebone Black based Mobile Robot for Obstacle Avoidance Application**

*Mohamad Fauzi Zakaria, Joo Chin Shing, Mohd Razali Md Tomari*  
 pages: 2213-2219 [Full text](#) DOI:10.18517/ijaseit.7.6.3221

**Rice Seed Varieties Identification based on Extracted Colour Features using Image Processing and Artificial Neural Network (ANN)**

*Aimi Athirah Aznan, Rashidah Ruslan, Ibni Hajar Rukunudin, Fathin Ayuni Azizan, Ahmad Yusuf Hashim*  
 pages: 2220-2225 [Full text](#) DOI:10.18517/ijaseit.7.6.2990

**Experimental Verification of Interfacial Strength Effect on the Mechanical Properties of Carbon Fiber-Epoxy Composite**

*Bentang Arief Budiman, Firman Bagja Juangsa, Muhammad Aziz, Ignatius Pulung Nurprasetio, Ilman Nuran Zaini*  
 pages: 2226-2231 [Full text](#) DOI:10.18517/ijaseit.7.6.2781

**The Influence of Steel Fibers Extracted from Waste Tyre on Properties of Concrete Containing Fly Ash**

*- Fauzan, Febrin Anas Ismail, Rio Sandi, Zev Al Jauhari*  
 pages: 2232-2236 [Full text](#) DOI:10.18517/ijaseit.7.6.3522

**Making Retention Pond as an Attractive Element for Site Planning at Lowland Housing Area**

*Widya Fransiska F Anwar, Fuji Amalia*  
 pages: 2237-2243 [Full text](#) DOI:10.18517/ijaseit.7.6.3213

**Hydrothermal Alteration Mineralogy Associated with Gold Mineralization in Buladu Area, Gorontalo, Northern Sulawesi, Indonesia**

*Ulva Ria Irfan, Irzal Nur, Muhammad Kasim*  
 pages: 2244-2250 [Full text](#) DOI:10.18517/ijaseit.7.6.3837

**Performative Improvement of Solar-Biomass Hybrid Dryer for Fish Drying**

*Yuwana Yuwana, Bosman Sidebang*  
 pages: 2251-2257 [Full text](#) DOI:10.18517/ijaseit.7.6.1854

**The Composition of Syngas and Biochar Produced by Gasifier from Viet Nam Rice Husk**

*Nguyen Huy Bich, Nguyen Van Lanh, Bui Ngoc Hung*  
 pages: 2258-2263 [Full text](#) DOI:10.18517/ijaseit.7.6.2623

**DNA Isolation and Optimization of ISSR-PCR Reaction System in *Oryza sativa* L.**

*Azhar Mohamad, Arshad Naji Alhasnawi, Ahsan A. Kadhimi, Anizan Isahak, Wan Mohtar Wan Yusoff, C.M.Z Che Radziah*  
 pages: 2264-2272 [Full text](#) DOI:10.18517/ijaseit.7.6.1621

**Comparative Study of Length and Growth Rate of Ramie (*Boehmeria nivea* L. Gaut.) Bast Fiber of Indonesian Clones**

*Tesri Maideliza, Reni Mayerni, Dewi Rezki*  
 pages: 2273-2278 [Full text](#) DOI:10.18517/ijaseit.7.6.1335

**An Investigation of Food Quality and Oil Stability Indices of Muruku by Cluster Analysis and Discriminant Analysis**

Abbas F. M. Alkarkhi, Nik Aisyah Nik Muhammad, Wasin A. A. Alqaraghuli, Yusri Yusup, Azhar Mat Easa, Nurul Huda  
pages: 2279-2285 [Full text](#) DOI:10.18517/ijaseit.7.6.2814

#### **A New Model to Collect Customer's Information from In-App-Purchases in Mobile Games**

Pratyaksa Ocsa Nugraha Saian, Andy Januar Wicaksono, Suyoto Suyoto  
pages: 2286-2293 [Full text](#) DOI:10.18517/ijaseit.7.6.2446

#### **Usability Evaluation of the Hospital Management Information System: Case Study of an Emergency Installation Application of a Regional Public Hospital**

Harry Budi Santoso, Azka Khairun Nisa, Rian Fitriansyah  
pages: 2294-2301 [Full text](#) DOI:10.18517/ijaseit.7.6.2269

#### **Convolutional Neural Networks and Deep Belief Networks for Analysing Imbalanced Class Issue in Handwritten Dataset**

A'inur A'fifah Amri, Amelia Ritahani Ismail, Abdullah Ahmad Zarir  
pages: 2302-2307 [Full text](#) DOI:10.18517/ijaseit.7.6.2632

#### **Adaptation Measures of Farmers in Response to Climate Change in Bicol Region, Philippines**

Ma. Teresa Bombais Lirag, Arthur Estrella  
pages: 2308-2315 [Full text](#) DOI:10.18517/ijaseit.7.6.4325

#### **Vegetations as Beach Protection: Simulations of Root Protection Mechanism Against Abrasion**

Abdul Hakam, Bambang Istijono, Taufika Ophiyandri  
pages: 2316-2321 [Full text](#) DOI:10.18517/ijaseit.7.6.3445

#### **Screening and Identification of Upland Rice Lines Derived Recurrent Selection for Drought Tolerance**

Reny Herawati, - Masdar, Dwi Wahyuni Ganefianti, Bandi Hermawan, - Alnopri  
pages: 2322-2327 [Full text](#) DOI:10.18517/ijaseit.7.6.2955

#### **E-health-IoT Universe: A Review**

Noemi Scarpato, Alessandra Pieroni, Luca Di Nunzio, Francesca Fallucchi  
pages: 2328-2336 [Full text](#) DOI:10.18517/ijaseit.7.6.4467

#### **E-Government Service Quality Based on E-GovQual Approach Case Study in West Sumatera Province**

- Albar, HA Mooduto, A Ahmad Dahlan, - Yuhefizar, - Erwadi, Darmawan Napitupulu  
pages: 2337-2342 [Full text](#) DOI:10.18517/ijaseit.7.6.4226

#### **Pattern Recognition and Classification Using Backpropagation Neural Network Algorithm for Songket Motifs Image Retrieval**

- Yuhandri, Sarifuddin Madenda, Eri Prasetyo Wibowo, - Karmilasari  
pages: 2343-2349 [Full text](#) DOI:10.18517/ijaseit.7.6.2200

Published by INSIGHT - Indonesian Society for Knowledge and Human Development

© IJASEIT - ISSN: 2088-5334 | e-ISSN : 2460-6952 | DOI : 10.18517



is licensed under a Creative Commons Attribution-ShareAlike 4.0 International License.

**00582636** [View My Stats](#)

# Structural Behaviour of Steel Building with Diagonal and Chevron Braced CBF (Concentrically Braced Frames) by Pushover Analysis

Saloma<sup>\*</sup>, Yakni Idris<sup>\*</sup>, Hanafiah<sup>\*</sup>, Nico Octavianus<sup>\*</sup>

<sup>\*</sup>Civil Engineering Department, Faculty of Engineering, Sriwijaya University, Indonesia

E-mail: saloma\_571@yahoo.co.id, yakni\_idris@yahoo.com, hanafiah\_dt@yahoo.com.sg, nico\_045@yahoo.com

**Abstract**— This paper presents diagonal and chevron braced steel structure design with pushover analysis conducted following ATC-40 guidelines. In this study, the lateral load used is increased gradually until plastic hinge and collapse occur. The results are capacity curve, performance point, and the process of plastic hinge until the building collapse. There are five steel structure models designed based on the various types of bracing and bracing configuration. Model 1 is steel structure without bracing, model 2 and 3 are chevron braced steel structure, model 4 and 5 are diagonal braced steel structure. The results of this study indicate that the performance level of five models structure for earthquake in x direction and y direction according to ATC-40 is IO (Immediate Occupancy). Model 4 has the best effectiveness in terms of plastic hinge mechanism compared to other models. In the last step, model 4 is able to reduce plastic hinge 84% from model 1 for earthquake in x direction and 79% from model 1 for earthquake in y direction. Model 3 has the greatest ability to carry the forces of an earthquake compared to other models. It is 185% bigger than model 1 for x direction and 181% bigger than model 1 for y direction. Model 3 has the greatest effectiveness in reducing lateral displacements compared to other models in the amount of 65.47% of model 1 for x direction and 72.14% of model 1 for y direction. Model 3 has the greatest effectiveness in reducing storey drift compared to other models in the amount of 73.89% of model 1 for x direction and 80.55% of model 1 for y direction.

**Keywords**— pushover analysis; capacity curve; performance point; immediate occupancy

## I. INTRODUCTION

The level of an earthquake risk in Indonesia is very high, so the risk of building damages is very high too. In general, a structural element for quake damper in the concrete building is shearwall, but in steel building is bracing. Bracing has two types, i.e. concentrically braced frame (CBF) and eccentrically braced frame (EBF). Concentrically braced frame (CBF) is a steel frame structural system which has high elastic stiffness, while eccentrically braced frame (EBF) is a steel frame structural system which has an excellent elastic stiffness and good ductility [1]-[4]. Concentrically braced frame (CBF) has many types, i.e. diagonal brace (tension/compression both), chevron brace (K-brace), X-cross brace (tension/compression only), and inverted chevron brace. Chevron bracing give the best performance during an earthquake, compare to diagonal braced tension, diagonal braced compression, and X-braced [5]-[9].

The method used to reduce a high risk of building damages due earthquake is performance-based seismic design. The concept of performance-based seismic design determines the performance level which is expected to be reached when the structure affected by an earthquake with a certain intensity. The analysis is used in the performance-

based seismic design is pushover analysis. Pushover analysis is behaviour analysis of collapse building caused by an earthquake, a load of which is increased gradually until exceeding load capacity, leads to yielding, large deformation, and collapse. The purpose of pushover analysis is to estimate maximum force, deformation, and to provide information about the critical part of building structure.

This study analyses behaviour of diagonal braced and chevron braced steel frame structure CBF (concentrically braced frames) with pushover analysis was conducted following ATC-40 guidelines [10]-[12]. The purpose of this study is to compare the performance level of structure, plastic hinge mechanism, and the effectiveness of the model structure in earthquake resistant and reducing lateral displacements.

## II. MATERIAL AND METHOD

### A. Pushover Analysis

Pushover analysis is behaviour analysis of collapse building caused by the earthquake, a load of which is increased gradually until exceeding load capacity, deformation, and collapse [10]. The purpose of pushover analysis is to estimate maximum force, deformation, and to provide information about the critical part of building

structure. Pushover analysis results in a capacity curve which describes the correlation of total lateral shear force (V) lateral displacement at the roof (D) as shown in Fig 1.

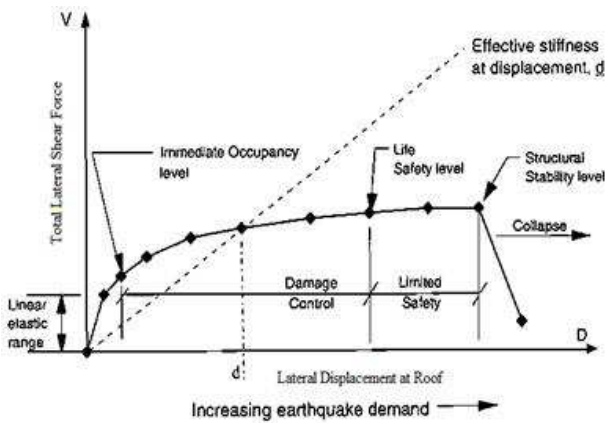


Fig. 1 Pushover curve (ATC-40)

The following is the explanation of pushover curve at Fig. 1 based on structural and non-structural damages, such as:

- At immediate occupancy level, damages caused by earthquake do not occur on structural and non-structural elements.
- At life safety level, damages caused by earthquake do not occur on structural elements but occur on non-structural elements such as fracture on walls.
- At structural stability level, damages caused by earthquake occur on both structural and non-structural elements. As a result, the structure can not endure lateral force. If the load is increased, then the structure will collapse.

The steps of pushover analysis in designing the structure of an earthquake resistant construction are [10]- [11]:

- Determining the control point to monitor the amount of displacement on the structure.
- Making capacity curve based on the various patterns of lateral force.
- Estimating the amount of lateral displacement during earthquake plan or displacement target.
- Evaluating the level of structure performance when the control point is located exactly on the target of displacement while using ATC 40.

The performance of building structure in ATC-40 is divided into six levels, such as:

1) *Immediate occupancy, SP-1*

On this level, the structural damage caused by the earthquake is small. The characteristic and the capacity of vertical and lateral force resistant system do not change, so the building is safe to use.

2) *Damage control, SP-2*

On this level, the value of earthquake load which is probable to exceed the 50 years duration of serviceability limit states is 10%.

3) *Life safety, SP-3*

On this level, some damages start to emerge significantly on the structure as the results of the earthquake occurrence. However, the structure can still endure the earthquake as the main component has not collapsed. The structure is still usable with some repairs, but the damage often needs more cost.

4) *Limited safety, SP-4*

The condition of the structure on this level may not be as good as the Life Safety level and not as bad as the next Structural Stability level.

5) *Structural stability, SP-5*

On this level, the building has been damaged heavily on the structural and non-structural component as the structure can not endure the lateral force due to the consolidation.

6) *Not considered, Sp-6*

On this level, the building has collapsed. As a result, the structure is not usable. The structure can only be evaluated seismically.

B. *Structural Models*

The building layout used in the study is presented in Fig. 2. The red line represents the bracing position on the building structure. The structural frame used is 10 story building which is designed into five structure models based on various types of bracing and bracing configuration as shown in Fig. 3.

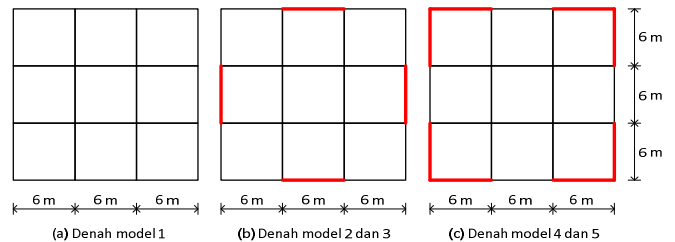
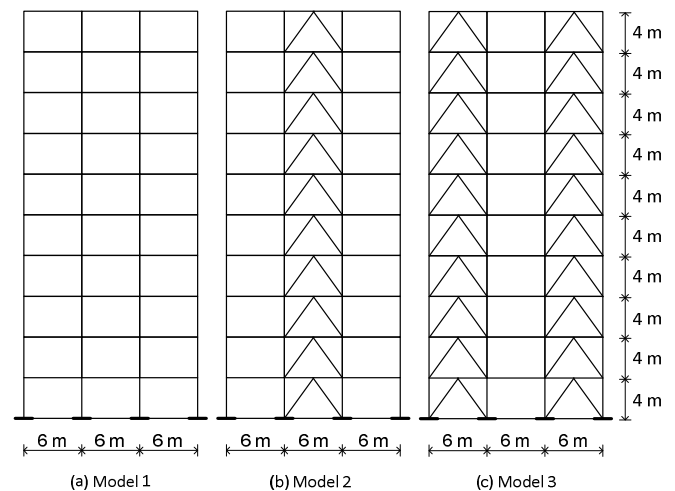


Fig. 2 Building layout



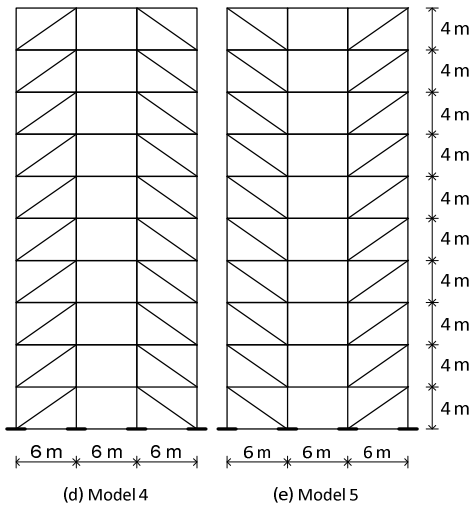


Fig. 3 Structure models

### III. RESULT AND DISCUSSION

#### A. Base Shear

The comparison of base shear on each model is presented in Fig. 4 and Table 1. Based on Fig. 4 and Table 1, model 1 capability to carry the forces of an earthquake is the least of all models. It is able to carry 471 kN in both x direction and y direction. On the contrary, Model 3 has the greatest capability to carry the forces of an earthquake compared to other models. It is able to carry 1.34 kN in x direction and 1.33 kN in y direction. Model 3 is 185% bigger than model 1 for x direction and 181% bigger than model 1 for y direction.

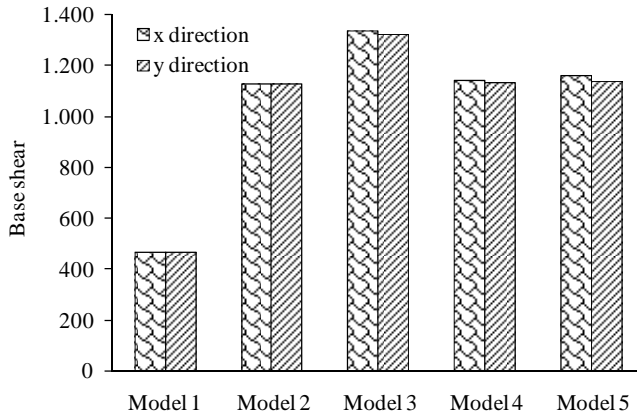


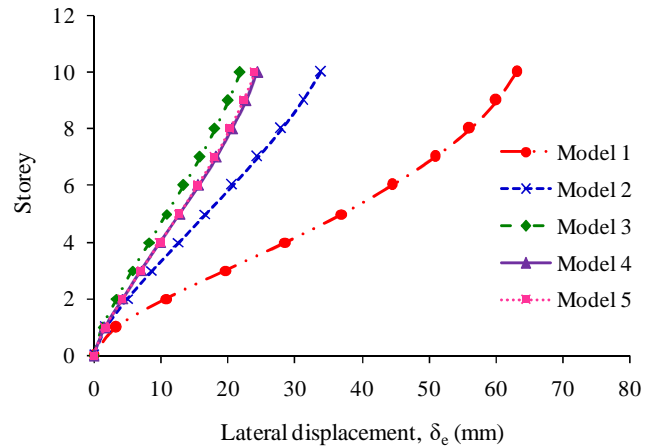
Fig. 4 Base shear (kN)

TABLE I  
THE COMPARISON OF BASE SHEAR

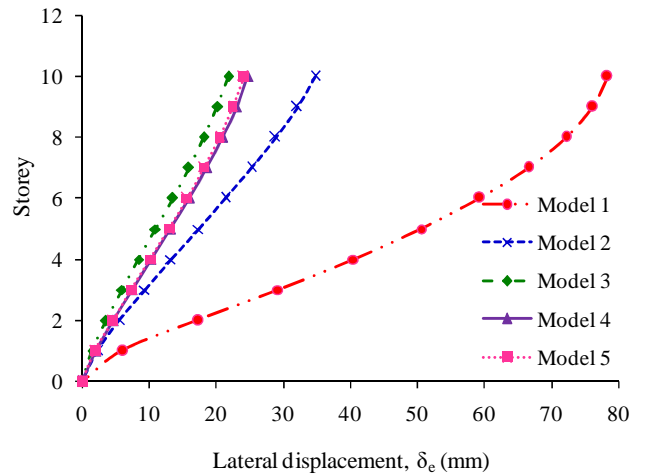
Model	Base shear (kN)		Compared with model 1 (%)	
	x	y	x	y
1	471	471	0	0
2	1.130	1.130	140	140
3	1.341	1.326	185	181
4	1.146	1.134	143	141
5	1.162	1.142	147	142

#### B. Lateral Displacement ( $\delta_e$ )

The comparison of lateral displacements on each model is presented in Fig. 5.



(a) x direction



(b) y direction

Fig. 5 Lateral displacements

Model 1 has the highest lateral displacements which reach the amount of 63.09 cm for x direction and 78.39 cm for y direction. It means model 1 has the highest ductility compared to other models. On the contrary, model 3 has the lowest lateral displacement which reaches the amount of 21.78 cm for x direction and 21.84 for y direction. Then, model 3 is described as the model with the highest stiffness compared to other models. Model 3 has the greatest effectiveness in reducing lateral displacements compared to other models in the amount of 65.47% of model 1 for x direction and 72.14% of model 1 for y direction.

#### C. Storey Drift ( $\Delta$ )

The comparison of storey drift on each model is presented in Table 2. Based on Table 2, model 1 has the highest storey drift that reaches the value of 49.21 cm on the 4th floor for x direction and 65.63 cm on 3rd floor for y direction. On the contrary, model 3 has the lowest storey drift that reaches the value of 12.85 cm on the 5th floor for x direction and 12.77 cm on the 5th floor for y direction. Model 3 has the greatest effectiveness in reducing storey drift compared to other models in the amount of 73.89% of model 1 for x direction and 80.55% of model 1 for y direction.



TABLE II  
THE COMPARISON OF STOREY DRIFT

Model	$\Delta_{maks}$ (cm)		Percentage of storey drift reduction to model 1 (%)	
	x direction	y direction	x direction	y direction
1	49.21	65.63	0	0
2	20.03	20.27	59.30	69.12
3	12.85	12.77	73.89	80.55
4	14.41	14.36	70.73	78.12
5	14.25	14.09	71.04	78.52

#### D. Drift Ratio

The result of storey drift analysis is used to estimate drift ratio. Drift ratio is used to estimate which floor will reach critical condition first. Drift ratio is the comparison of storey drift and storey height. Drift ratio on each model is presented in Fig. 6. Model 1 has the highest drift ratio that reaches the value of 0.012 on the 4th floor for x direction and 0.0164 on 3rd floor for y direction. Model 3 has the lowest drift ratio that reaches the value of 0.0031 on the 4th floor for x direction and 0.0029 on 3rd floor for y direction. Model 3 has the greatest effectiveness in reducing drift ratio compared to other models in the amount of 74.59% for x direction and 82.35% for y direction.

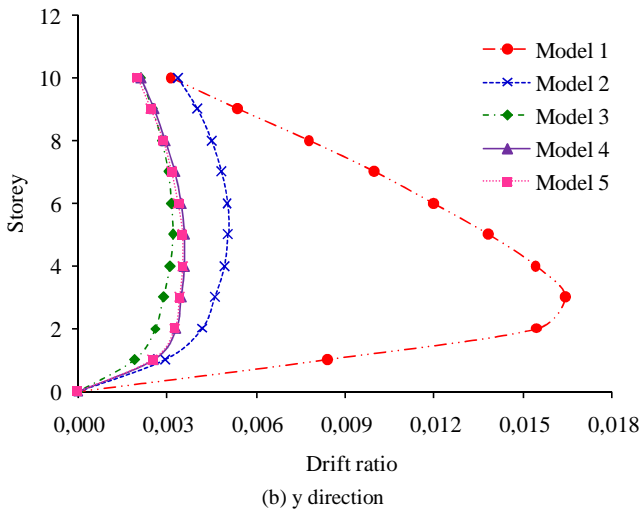
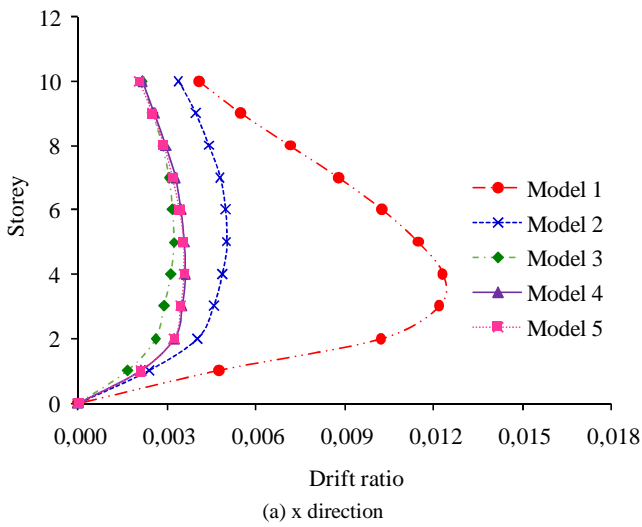
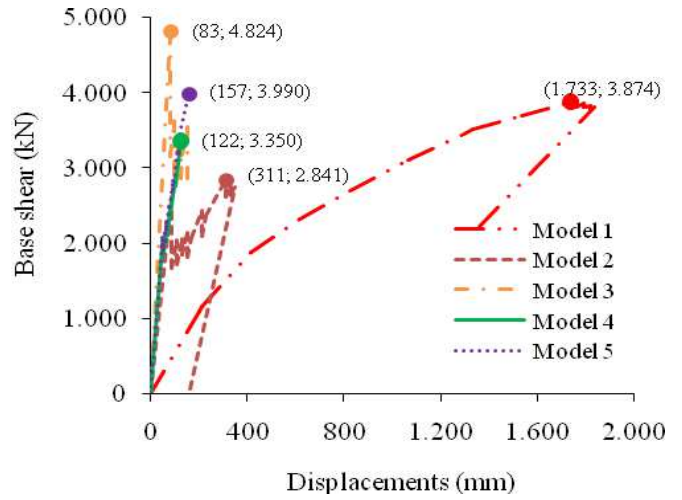


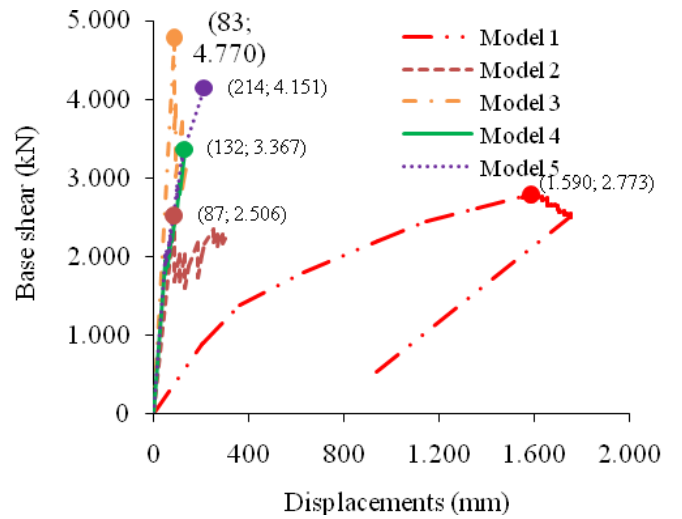
Fig. 6 Drift ratio

#### E. Capacity Curve

Pushover analysis is used to determine control point on roof floor. The capacity curve is acquired from nonlinear static pushover analysis, and it describes the relation between the base shear and the displacements. The capacity curve on each model is presented in Fig. 7.



(a) y direction



(b) x direction

Fig. 7 Capacity curve

Model 3 has the highest strength to carry the forces of an earthquake compared to other models because model 3 has the highest base shear in the amount of 25% bigger than model 1 for the earthquake in x direction and 72% bigger than model 1 for the earthquake in y direction. Model 2 has the lowest strength to carry the forces of an earthquake compared to other models because model 2 has the lowest base shear in the amount of 27% smaller than model 1 for the earthquake in x direction and 10% smaller than model 1 for the earthquake in y direction. However, model 2 is stiffer than model 1.

#### F. Plastic Hinge Mechanism

Plastic hinge mechanism on each model is presented in Fig. 8 to 11. The percentage of plastic hinge reduction in the

last step is shown in Table 3. The followings are the description of plastic hinge level for Fig. 8 to 11.

- B : ●
- IO : ●
- LS : ●
- CP : ●
- C : ●
- D : ●
- E : ●

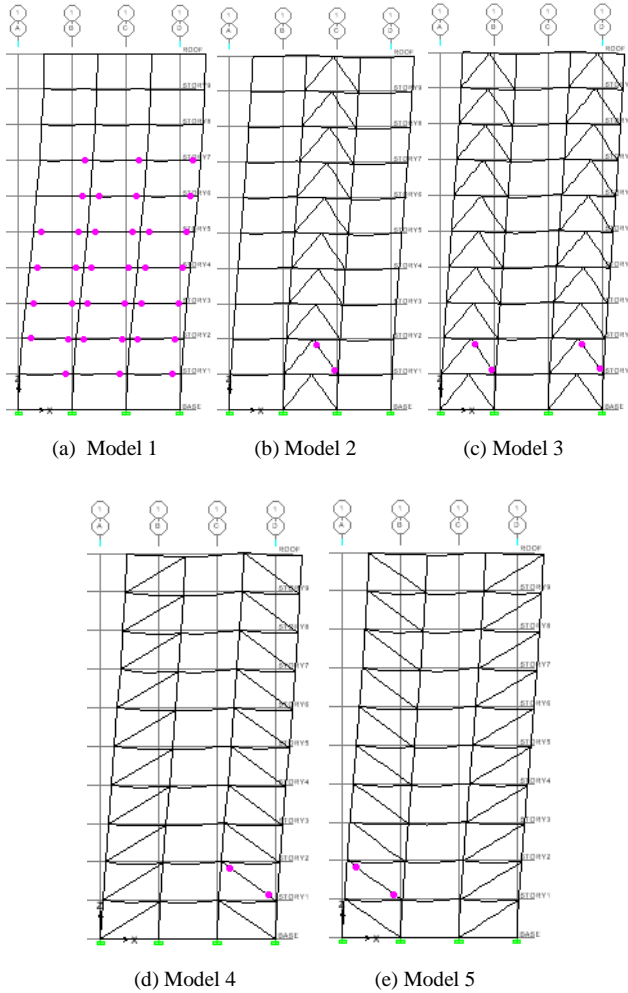


Fig. 8 The plastic hinge in the first step for earthquake in x direction

Based on Fig. 8, the plastic hinge in the first step of model 1 for the earthquake in x direction has 34 plastic hinges on beam. Model 2, 4, and 5 have 2 plastic hinges on bracing. Model 3 has 4 plastic hinges on bracing. All plastic hinges occur at B level.

In Fig. 9, the plastic hinge in the first step of model 1 for the earthquake in x direction has 24 plastic hinges on beam. Model 2, 4, and 5 have 2 plastic hinges on bracing. Model 3 has 4 plastic hinges on bracing. All plastic hinges occur at B level.

In Fig. 10, the plastic hinge in the last step of model 1 for earthquake in x direction have 3 plastic hinges on beam at B level, 33 plastic hinges on beam, and 4 plastic hinges on column at IO level, 16 plastic hinges on beam at LS level, and 8 plastic hinges on beam at D level. Model 2 have 26 plastic hinges on beam at B level, 6 plastic hinges on beam

at IO level, 4 plastic hinges on bracing at C level, 9 plastic hinges on bracing at D level, and 7 plastic hinges on bracing at E level. Model 3 have 16 plastic hinges on beam at B level, 4 plastic hinges on bracing at C level, and 23 plastic hinges on bracing at D level. Model 4 have 5 plastic hinges on bracing at IO level, 4 plastic hinges on bracing at C level, and 12 plastic hinges on bracing at D level. Model 5 have 9 plastic hinges on bracing at IO level, 4 plastic hinges on bracing at C level, and 17 plastic hinges on bracing at D level.

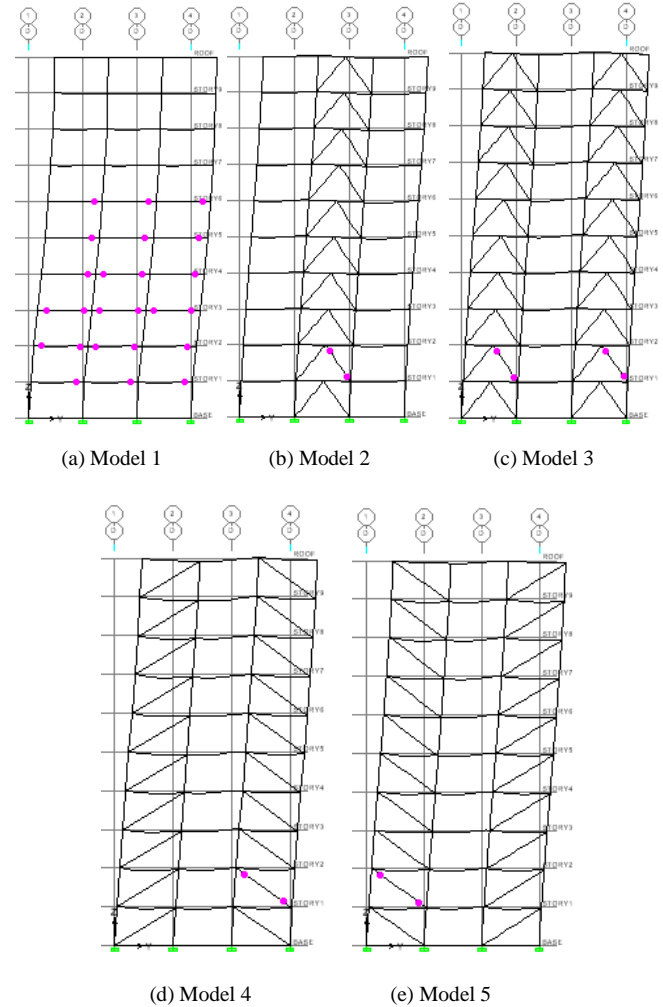


Fig. 9 The plastic hinges in the first step for earthquake in y direction

In Fig. 11, the plastic hinge in the last step of model 1 for earthquake in y direction have 9 plastic hinges on beam at B level, 18 plastic hinges on beam at IO level, 11 plastic hinges on beam and 2 plastic hinges on column at LS level, 6 plastic hinges on beam at D level, and 7 plastic hinges on beam and 2 plastic hinges on column at E level. Model 2 have 17 plastic hinges on beam at B level, 6 plastic hinges on beam at IO level, 4 plastic hinges on bracing at C level, 4 plastic hinges on bracing at D level, and 6 plastic hinges on bracing at E level. Model 3 have 10 plastic hinges on beam at B level, 7 plastic hinges on beam and 2 plastic hinges on bracing at IO level, 16 plastic hinges on bracing at D level, and 2 plastic hinges on bracing at E level. Model 4 have 4 plastic hinges on bracing at IO level, 3 plastic hinges on bracing at C level, and 16 plastic hinges on bracing at D

level. Model 5 have 9 plastic hinges on beam at B level, 12 plastic hinges on bracing at IO level, 2 plastic hinges on bracing at C level, and 16 plastic hinges on bracing at D level.

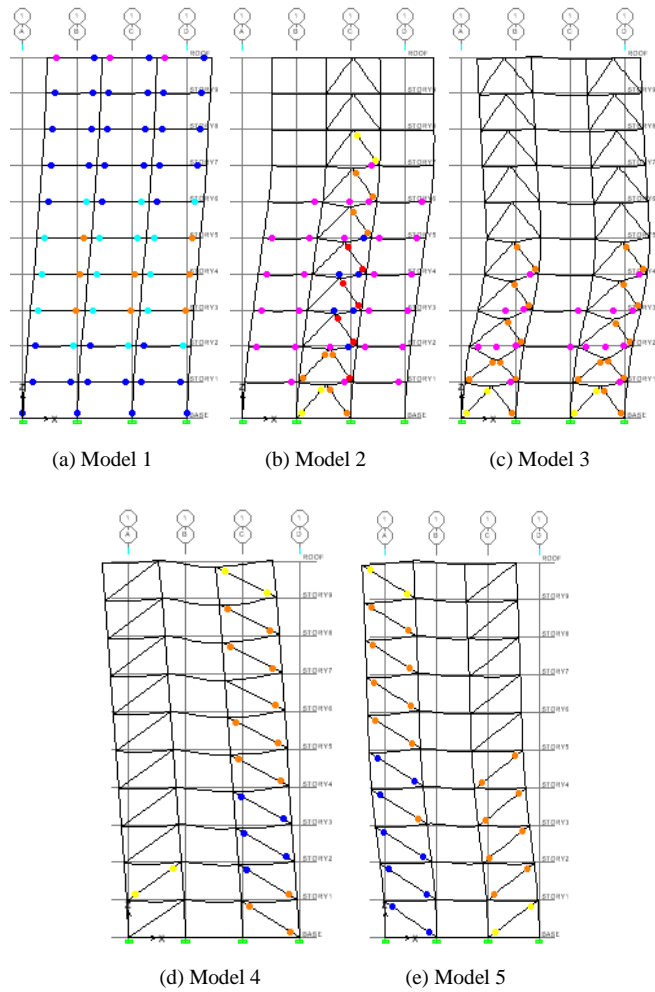


Fig. 10 The plastic hinges in the last step for earthquake in x direction

Based on Table 3, model 4 have the best effectiveness in terms of plastic hinge mechanism compared to other models because model 4 in the last step have the least plastic hinge and plastic hinge on the beam is not occur. It has 42 plastic hinges for the earthquake in x direction and 46 plastic hinges for the earthquake in y direction. In the last step, model 4 is able to reduce plastic hinge 84% from model 1 for the earthquake in x direction and 79% from model 1 for the earthquake in y direction.

TABLE III

THE PERCENTAGE OF PLASTIC HINGE REDUCTION IN THE LAST STEP

Model	Total of plastic hinge		Percentage of plastic hinge reduction to model 1 (%)	
	Earthquake in x direction	Earthquake in y direction	Earthquake in x direction	Earthquake in y direction
1	256	220	0	0
2	164	122	36	45
3	100	86	61	61
4	42	46	84	79
5	60	104	77	53

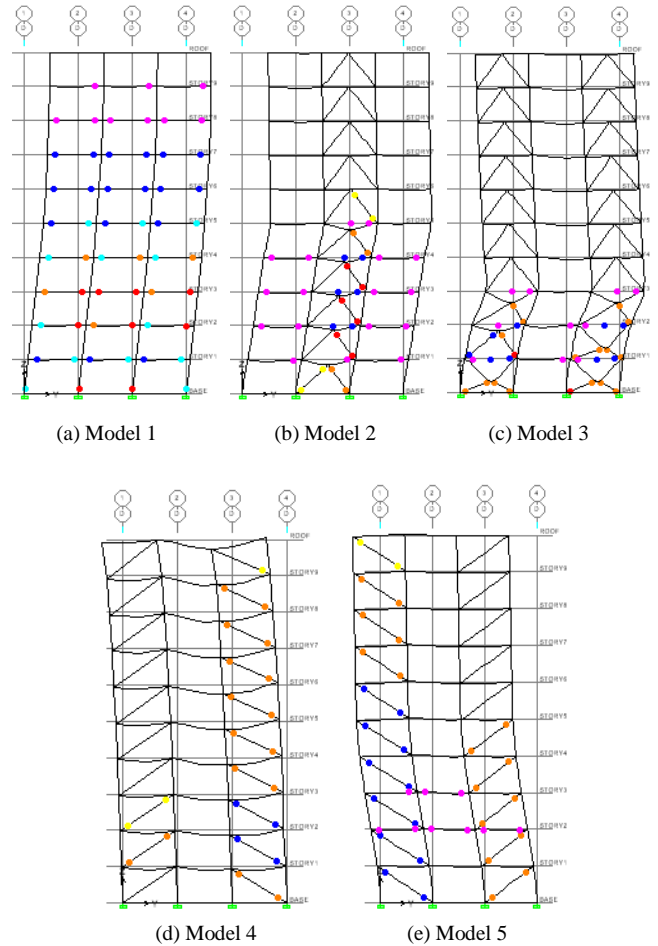


Fig. 11. The plastic hinges in the last step for earthquake in y direction

#### IV. CONCLUSIONS

The results of pushover analysis in this study conclude these six conclusions, as follows:

The performance level of five models structure for the earthquake in x direction and y direction according to ATC-40 is IO (Immediate Occupancy).

Model 4 have the best effectiveness in terms of plastic hinge mechanism compared to other models, and plastic hinge on the beam does not occur. In the last step, model 4 is able to reduce plastic hinge 84% from model 1 for the earthquake in x direction and 79% from model 1 for the earthquake in y direction.

Model 3 have the greatest capability to carry the forces of an earthquake compared to other models. It is 185% bigger than model 1 for x direction and 181% bigger than model 1 for y direction.

Model 3 have the greatest effectiveness in reducing lateral displacements compared to other models in the amount of 65.47% of model 1 for x direction and 72.14% of model 1 for y direction.

Model 3 have the greatest effectiveness in reducing storey drift compared to other models in the amount of 73.89% of model 1 for x direction and 80.55% of model 1 for y direction.

Model 3 have the greatest effectiveness in reducing drift ratio compared to other models in the amount of 74.59% for x direction and 82.35% for y direction.

## REFERENCES

- [1] B. Cesar and R. C. Barros, "Seismic performance of metallic braced frames by pushover analysis," ECCOMAS Thematic Conference on Computational Methods in Structural Dynamics and Earthquake Engineering, 2009, pp. 1-17.
- [2] C. J. Chitte, "Effect of concentric braces on the behaviour of steel structure by pushover analysis," IOSR-JMCE., vol. 11 (1), pp. 23-28, 2014.
- [3] K. P. Juhilkumar, and D. G. Panchal, "Evaluation of response of OMF, CBF, and EBF to lateral loads using nonlinear pushover analysis," IJLRET., vol. 1 (6), pp. 56-60, 2015.
- [4] Khan, Ziaulla, B. R. Narayana, and Syed Ahamed Raza, "Effect of Concentric and Eccentric Type of Bracings On Performance Based Seismic Analysis of RC Building," IJRET., vol. 4, pp. 278-283, 2015.
- [5] R. Snehaneela and M. S. Karthiga, "Study of Eccentrically Braced Outrigger Frame under Seismic Excitation," IJTET., vol. 5, pp. 48-53, 2015.
- [6] A. S. Chethan, M. Ismail, and C. K. Sushma, "Evaluation of capacity of RCC framed structure with different brace configurations using pushover analysis", IRJET., vol. 2 (2), pp. 855-859, 2015.
- [7] Marquez, Edelis del V., William Lobo-Q, and Juan C. Vielma, "Comparative Analysis of the Energy Dissipation of Steel Buildings with Concentric and Eccentric Braces," The Open Civil Engineering Journal., vol. 9, pp. 295-307, 2015.
- [8] M. E. Kangavar, "Seismic propensity of knee braced frame (KBF) as weighed against concentric braced frame (CBF) utilizing ETABS and OPENSEES," IJEAT., vol. 5, pp. 141-152, 2015.
- [9] M. Mahmoudi and V. Eskandari, "The effects of height and length of link beam on response modification factors of eccentrically braced steel frames," Research in Civil and Environmental Engineering, 1 (1): 41-53, 2013.
- [10] Applied Technology Council, Seismic evaluation and retrofit of concrete buildings vol. 1, 1996.
- [11] FEMA 440, *Improvement of Nonlinear Static Seismic Analysis Procedures*, Applied Technology Council, Redwood City, California, 2005.
- [12] A. Habibullah and S. Pyle, *Practical Three Dimensional Nonlinear Static Pushover Analysis*, Structures Magazine, 1998.



KEMENTERIAN RISET, TEKNOLOGI, DAN PENDIDIKAN TINGGI  
**UNIT PENELITIAN DAN PENGABDIAN  
 PADA MASYARAKAT DAN KERJASAMA  
 FAKULTAS TEKNIK UNIVERSITAS SRIWIJAYA**



Jln. Raya Prabumulih KM. 32 Inderalaya (306620) Telp. (0711) 580739-580741 Fax (0711) 580062  
 e-mail : ftunsri@plasa.com

**REGISTRASI INTERNATIONAL JOURNAL ON ADVANCED SCIENCE  
 ENGINEERING INFORMATION TECHNOLOGY**

Sesuai dengan data yang ada pada kami, maka tulisan dengan judul :

- Structural Behaviour of Steel Building with Diagonal and Chevron Braced CBF ( Concentrically Braced Frames ) by Pushover Analysis

ISSN : 2088-5334

*Penulis : Dr. Ir. Hanafiah, MS*

Telah teregistrasi dengan No.

NOMOR REGISTRASI																	
0	3	0	1	0	1	0	4	1	7	0	1	0	1	1	5	3	1
Kode Fakultas		Kode PS/Jurusan		Kode Publikasi		Kode Penulis		Tahun Publikasi		Kode Sumber Tulisan		Sumber Dana		Nomor urut Publikasi dan Fakultas			

Inderalaya, 27 Juli 2018  
 Ketua  
 Unit PPMK FT. UNSRI  
  
 H. Abdullah Saleh MS. M.Eng  
 NIP. 195304261984031001

