

1.21_Kinetic and Thermodynamic Study
Removal of Co(II) Using Biosorbent
Spirulina sp. in Aqueous Solution
12.43.06 AM.pdf
By Hermansyah Hermansyah

Kinetic and Thermodynamic Study Removal of Co(II) Using Biosorbent *Spirulina* sp. in Aqueous Solution

Risfidian Mohadi^{1*}, Hermanyah¹, Poedji Loekitowati H.¹, Zazili Hanafiah², Hilda Zulkifli^{2*}

¹ Department of Chemistry, Faculty of Mathematics and Natural Sciences, University of Sriwijaya, Indralaya, Indonesia

² Department of Biology, Faculty of Mathematic and Natural Sciences, Universitas Sriwijaya, Sumatera Selatan 30662, Indonesia

*Corresponding Author: risfidian.mohadi@unsri.ac.id; hilda.zulkifli@yahoo.com

Abstract

Kinetic and thermodynamic adsorption study of Co(II) ions from aqueous solutions by dried *Spirulina* sp. biomass was investigated in the batch system. The *Spirulina* sp. was isolated and cultured from algae swamp ecosystem in South Sumatera. The adsorption properties of Co(II) onto dried *Spirulina* sp. biomass was studied by the influence of contact time, initial metal concentration and reaction temperature. The experimental results were the rate of adsorption followed the second-order kinetic model with the rate of reaction k_2 is $0.023 \text{ g mg}^{-1} \text{ min}^{-1}$ and the thermodynamic studies showed that the adsorption was well fitted to the Langmuir's model, and the amount of Co(II) removed from solution increased with increasing Co(II) concentration with the higher adsorption energy was 10.38 kJ/mol at $30 \text{ }^\circ\text{C}$.

Keywords: *Spirulina* sp, Co(II), adsorption, algae swamp, South Sumatera

Abstrak (Indonesian)

Studi kinetika dan termodinamika adsorpsi Co(II) oleh biomassa *Spirulina* sp. dalam medium air telah dilakukan dalam sistem batch. *Spirulina* sp. diisolasi dan dari kultur algae yang berasal dari ekosistem rawah di sekitar Provinsi Sumatera Selatan. Karakteristik adsorpsi Co(II) pada *Spirulina* sp diamati dengan pengaruh waktu kontak, konsentrasi awal ion logam dan temperatur. Dari hasil penelitian diperoleh reaksi mengikuti mekanisme reaksi orde dua dengan kecepatan reaksi k_2 $0,0023 \text{ g mg}^{-1} \text{ min}^{-1}$ dan secara termodinamika mengikuti model isoterm Langmuir dengan energi adsorpsi terbesar adalah $10,38 \text{ kJ/mol}$ pada temperatur $30 \text{ }^\circ\text{C}$

Kata Kunci: *Spirulina* sp, Co(II), adsorpsi, alga rawa, Sumatera Selatan

Article Info

Received 10 May 2017
Received in revised 20 July 2017
Accepted 5 August 2017
Available online 26 October 2017

INTRODUCTION

Heavy metal pollution in the aquatic system is one of the most important environmental problems. They impose serious health risks via their accumulation in living tissues throughout the food chain. The majority of toxic metal pollutants are waste products of industrial and other environmental sources. One method to reduce heavy metal pollution in the environment is by the process of adsorption [1]. There are many materials that have been used by scientists and researchers as the adsorbent material in the

process of adsorption of heavy metals in the environment. In the previous research, we investigated the potential of natural biomass derived from algae as a heavy metal adsorbent by characterizing the composition of chemical compounds contained in *spirulina* sp. algae biomass [2].

However, other researches have revealed that inactive/dead microbial biomass can passively bind metal ions via various physicochemical mechanisms. Therefore, researches on biosorption have become an active field for the removal of metal ions or organic

compounds could be potential especially in South Sumatera region that have large area cover by swamp ecosystem that as naturally as habitat of swamp algae that potentially as adsorbent materials for remove heavy metal ions in aqueous system [3]. The mechanisms responsible for biosorption of Cobalt (II) ion, although understood to a limited extent, may be one or combination of ion exchange, complexation, coordination, adsorption, electrostatic interaction[4].

MATERIALS AND METHODS

Chemicals: Analytical grade reagent or solution Co(II) was used to prepare standard solutions for the adsorption studies directly used after purchase from E. Merck., Germany. Biosorbent of *Spirulina* sp. preparation according to Hilda et.al (2016) [5]. The collected biosorbent as soaked for 10 minutes with 0.1 M nitric acid filtered and washed continuously with distilled water until neutral pH remove all mineral and impurities. The biosorbent was then kept on a filter paper and dried in an oven at 60 °C for 24 h to reduce water content. Subsequently, it was ground on an agate stone pestle mortar and sieved, to select the particles of 100 µm mesh sizes.

Equipment: The Co(II) concentration in sample were measured using Atomic Absorption Spectrophotometer NOVAA 350 from Analytik Jena (Germany).

Effect of Intraction time: The adsorption kinetic studies for Co(II) onto dried *Spirulina* sp. was studied by batch system. For the determination of reaction rate of Co(II) biosorption by biomasses of dried *Spirulina* sp. Amount of 0.01 mg dried *Spirulina* sp. was interacted with 20 mL of 10 mg/L Co(II) solution in conical flask 100 mL the contact time were 10, 20, 30, 40, 50 minutes and agitation by shaker at 80 rpm. The mixture then filtered using whatman No.41 filter paper, the supernatant was analysed for residual Co(II) at various contact time.

Effect of adsorbent initial concentration: The effect of initial metal concentrations was studied with Co(II) concentration of 3, 5, 7 10, 20 mg/L. The equilibrium time was used for the interaction time with 0.01 mg dried *Spirulina* sp. in conical flask 100 mL. After agitation by shaker at 80 rpm the mixture then filtered using whatman No.41 filter paper, the supernatant was analysed for residual Co(II).

Effect of temperature: the temperature effect on biosorption was carried out at various temperatures at 30, 40, 45, 50 °C. Amount of 0.01 mg dried *Spirulina* sp. was interacting with Co(II) solutions (20 mL). The Co(II) concentration was varied 3, 5, 7, 10, 20 mg/L in conical flask 100 mL. After agitation by shaker at 80 rpm the mixture then filtered using whatman No.41 filter paper, the supernatant was analysed for residual Co(II).

RESULT AND DISCUSSION

The biosorbent dried *Spirulina* sp. was prepared from previous work [5]. In this research the dried *Spirulina* sp. is applied as adsorbent of Co(II) and studied the kinetic and thermodynamic aspect of the adsorption of Co(II) onto dried *Spirulina* sp.



Figure 1. Biosorbent dried *Spirulina* sp.

Effect of contact time

The determination of adsorption kinetics of Co(II) onto biosorbent *Spirulina* sp. was performed at various interaction time to determine the adsorption rate. The contact times were 10, 20, 30, 40, 50 minutes. The adsorption kinetics is used to determine the value of the adsorption rate constant (k). The adsorption kinetics model applied on this research using Langmuir-Hinshelwood model [6]. The linear form of the pseudo-first order rate expressed as

$$\log(q_e - q_t) = \log q_e - \frac{k_1 \text{ads}}{2.303} t \quad (1)$$

where q_t (mg/g) is the amount of Co(II) adsorbed by dried *Spirulina* sp. at equilibrium time t , k_1 is the pseudo-first order rate constant (min^{-1}). The graph of $\log(q_e - q_t)$ versus $\log q_e$ is shown in Figure 2a and the kinetic parameters are given in Table 1.

Table 1. Kinetic parameters for the adsorption of Co(II) on biosorbent dried *Spirulina* sp.

T (K)	First order kinetic		Second order kinetic	
	k_1 (min^{-1})	R^2	k_2 ($\text{g mg}^{-1} \text{min}^{-1}$)	R^2

303 0.027 0.213 0.023 0.928

The pseudo-second order model can be expressed in its linear form by the equation

$$\frac{1}{q} = \frac{1}{k_2 \text{ ads } q_e^2} + \frac{1}{q_e} t \quad (2)$$

where k_2 ($\text{g mg}^{-1} \text{ min}^{-1}$) is the rate constant of second order adsorption. The graph t/q versus t is shown in Figure 2b, and the kinetic parameters in Table 1. The value of correlation coefficient for pseudo-second order adsorption model was found to be relatively high compare to the pseudo-first order, thus can concluded that the kinetics for adsorption of Co(II) on dried *Spirulina* sp. agree to the pseudo-second order adsorption model.

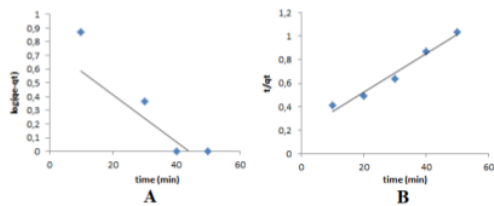


Figure 2. First-order kinetic modeling (A) and Second-order kinetic modeling (B) of adsorption of Co(II) onto dried *Spirulina* sp.

From Figure 3, it can be seen that the adsorption rate was increases at the initial time and tend to constant when the reaction was in equilibrium event more additional interaction time was applied. A graph was plotted with q_e versus contact time was observed that the adsorption increased with increase in time, reached a constant value at which no further Co(II) was adsorb or removed from the solution by the dried *Spirulina* sp as biosorbent.

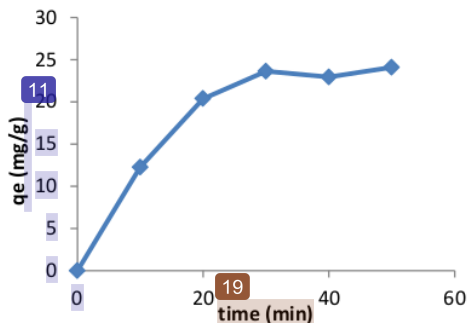


Figure 2. Effect of contact time on the biosorption of Co(II) by dried *Spirulina* sp.

The maximum adsorption took place within 30 min as shown in Figure 3. The fast sorption at initial stage may be due to the presence of large number of negative charged surface active sites responsible for adsorption of Co(II) on dried *Spirulina* sp. and after the additional time the rearrangement of interaction between Co(II) ion on the site active of dried *Spirulina* sp. was cause the rate of reaction become slower until reach the equilibrium [7].

Adsorption Isotherm

Isotherm adsorption is used to determine the adsorption capacity. In this research, adsorption isotherms by various initial concentration of Co(II) interacted with biosorption dried *Spirulina* sp.

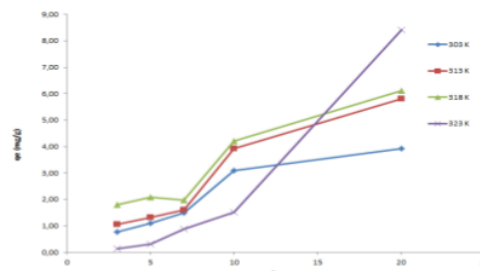


Figure 4. Adsorption isotherms of Co(II) onto biosorbent dried *Spirulina* sp. at different temperature

The initial concentration used in this study 3, 5, 7 10, 20 mg/L and the effect of temperature on Co(II) adsorbed onto biosorption dried *Spirulina* sp. was investigated by taking four different temperatures (303, 313, 318, and 323 K) as shown in Figure 4.

Table 2. Thermodynamic parameters for the adsorption of Co(II) on biosorbent dried *Spirulina* sp..

T (K)	b (10^{-3} g/mg)	E (kJ/mol)	ΔH° (kJ/mole)	ΔS° (kJ/mole/K)
303	42.9	10.38	-71.400	0.231
313	44.1	9.20	-62.637	0.203
318	30.5	7.36	-17.567	0.052
323	2.8	8.12	-26.114	0.085

With an increase in temperature there were a decrease adsorption shows that adsorption is exothermic. This phenomenon can be understood as chemical reaction between adsorbate and the surface activity of biosorbent. The enthalpy, entropy and other thermodynamic parameter of adsorption of Co(II) onto biosorption dried *Spirulina* sp. were shown in Table 2. The adsorption isotherm equation can also be used to

determine the amount of adsorption energy by using the equation $\Delta E_{ads} = RT \ln K$. From the results of this study it is found that the energy occurring at the binding of Co(II) to the biosorbent dried *Spirulina* sp. was varied depend on the temperature of reaction. The higher temperature the lower energy of adsorption and also the entropy, with the higher adsorption energy of 10.38 kJ/mole and enthalpy 0.231 kJ/mole/K, respectively.

CONCLUSION

The used of biosorbent dried *Spirulina* sp. to adsorb of Co(II) was studied by the influence of contact time, initial metal ion concentration and reaction temperature. The experimental results were the rate of adsorption followed the second-order kinetic model with the rate of reaction k_2 is $0.022 \text{ g mg}^{-1} \text{ min}^{-1}$ and the thermodynamic studies showed that the adsorption was well fitted to the Langmuir's model, and the amount of Co(II) removed from solution increased with increasing Co(II) concentration. The reaction was occur exothermic indicated by increase in temperature will decrease in adsorption energy and enthalpy with the higher adsorption energy was 10.38 kJ/mol.

ACKNOWLEDGEMENT

The authors wish to acknowledge gratefully to the University of Sriwijaya through "PNBP Hibah Profesi 2017" by contract number 987/UN9.3.1/PP/2017 for support this research to Prof. Hilda Zulkifli and all research team members.

REFERENCES

- [1] H. Rezaei, S. D. Kulkarni, and G. Saptarshi, "Study of Physical chemistry on Biosorption of copper by using *Spirulina* sp.," *Int. J. ChemTech Res.*, vol. 3, no. 3, pp. 1429–1439, 2011.
- [2] S. Das, "Biosorption of chromium and nickel by dried biomass of cyanobacterium *Oscillatoria laete-virens*," *Int. J. Environ. Sci.*, vol. 3, no. 1, pp. 341–352, 2012.
- [3] N. T. Abdel-Ghani and G. A. El-Chaghaby, "Biosorption for metal ions removal from aqueous solutions: A review of recent studies," *Int. J. Latest Res. Sci. Technol.*, vol. 3, no. 1, pp. 24–42, 2014.
- [4] Y. A. Yahaya and M. Mat-Don, "Pycnoporus sanguineus as Potential Biosorbent for Heavy Metal Removal from aqueous solution: A review," *J. Phys. Sci.*, vol. 25, no. 1, pp. 1–32, 2014.
- [5] H. Zulkifli, Z. Hanafiah, D. Jasantri, and A. Lesbani, "The Relationship of Culture Media Composition and Chemical Composition on *Spirulina* sp for Metal Ion Adsorbent," *Sriwij. J. Environ.*, vol. 1, no. 3, pp. 68–71, Jan. 2017.
- [6] S. Sagar and A. Rastogi, "Biosorption of Methylene blue from aqueous solutions by using blue green algae *Oscillatoria* sp.: Kinetic and equilibrium studies," *J. Appl. Chem.*, vol. 6, no. 3, pp. 374–384, 2017.
- [7] M. Johncy Rani, B. Hemambika, J. Hemapriya, and V. Rajesh Kannan, "Comparative assessment of heavy metal removal by immobilized and dead bacterial cells: A biosorption approach," *African J. Environ. Sci. Technol.*, vol. 4, no. 2, pp. 77–83, 2010.

1.21_Kinetic and Thermodynamic Study Removal of Co(II) Using Biosorbent Spirulina sp. in Aqueous Solution 12.43.06 AM.pdf

ORIGINALITY REPORT

25%

SIMILARITY INDEX

PRIMARY SOURCES

- | | | |
|---|---|---------------|
| 1 | docplayer.net
Internet | 63 words — 3% |
| 2 | Gupta, V.K.. "Biosorption of lead from aqueous solutions by green algae Spirogyra species: Kinetics and equilibrium studies", <i>Journal of Hazardous Materials</i> , 20080321
Crossref | 34 words — 2% |
| 3 | Abuzer Çelekli, Gizem İlgün, Hüseyin Bozkurt. "Sorption equilibrium, kinetic, thermodynamic, and desorption studies of Reactive Red 120 on Chara contraria", <i>Chemical Engineering Journal</i> , 2012
Crossref | 31 words — 2% |
| 4 | Gupta, V.K.. "Defluoridation of wastewaters using waste carbon slurry", <i>Water Research</i> , 200708
Crossref | 29 words — 1% |
| 5 | rd.springer.com
Internet | 24 words — 1% |
| 6 | Gupta, V.K.. "Biosorption of hexavalent chromium by raw and acid-treated green alga Oedogonium hatei from aqueous solutions", <i>Journal of Hazardous Materials</i> , 20090415
Crossref | 23 words — 1% |
| 7 | Heni Yohandini, Julinar, Muharni. "Isolation and Phylogenetic Analysis of Thermophile Community | 23 words — 1% |

-
- 8 Ayesha Rashid, Haq Nawaz Bhatti, Munawar Iqbal, Saima Noreen. "Fungal biomass composite with bentonite efficiency for nickel and zinc adsorption: A mechanistic study", Ecological Engineering, 2016
20 words — 1%
Crossref
-
- 9 ethesis.nitrkl.ac.in
Internet
16 words — 1%
-
- 10 Basha, S.. "Kinetic and equilibrium models for biosorption of Cr(VI) on chemically modified seaweed, *Cystoseira indica*", Process Biochemistry, 200711
16 words — 1%
Crossref
-
- 11 www.ijrsred.com
Internet
16 words — 1%
-
- 12 Hermansyah, Rona Ayu Sakinah, Julinar, Zazili Hanafiah, Hilda Zulkifli. " Bioethanol Production from Microalgae Cultured in Blue Green 11 and Bold Basal Media ", E3S Web of Conferences, 2018
14 words — 1%
Crossref
-
- 13 Yun-nen Chen, Jin-xia Nie, Ming Chen, Da-chao Zhang. "Biosorptional Removal of Lead and Cadmium from Water by Waste Materials", 2009 International Conference on Management and Service Science, 2009
14 words — 1%
Crossref
-
- 14 hal.archives-ouvertes.fr
Internet
14 words — 1%
-
- 15 Sufia K. Kazy, Pinaki Sar, Stanislaus F. D'Souza. " Studies on Uranium Removal by the Extracellular Polysaccharide of a Strain ", Bioremediation Journal, 2008
14 words — 1%
Crossref
-
- 16 docksci.com
Internet
13 words — 1%

17	www.omicsonline.org Internet	13 words — 1%
18	www.ijfac.unsri.ac.id Internet	13 words — 1%
19	www.ipublishing.co.in Internet	11 words — 1%
20	Asem A. Atia, Ahmed M. Donia, Saeda A. El-Enein, Ahmed M. Yousif. "Effect of Chain Length of Aliphatic Amines Immobilized on a Magnetic Glycidyl Methacrylate Resin towards the Uptake Behavior of Hg(II) from Aqueous Solutions", <i>Separation Science and Technology</i> , 2007 Crossref	10 words — 1%
21	dergipark.gov.tr Internet	10 words — 1%
22	pr.hec.gov.pk Internet	10 words — 1%
23	Laura Bulgariu, Mioara Ratoi, Dumitru Bulgariu, Matei Macoveanu. "Adsorption potential of mercury(II) from aqueous solutions onto Romanian peat moss", <i>Journal of Environmental Science and Health, Part A</i> , 2009 Crossref	9 words — < 1%
24	Ozverdi, A.. "Cu ²⁺ , Cd ²⁺ and Pb ²⁺ adsorption from aqueous solutions by pyrite and synthetic iron sulphide", <i>Journal of Hazardous Materials</i> , 20060901 Crossref	9 words — < 1%
25	Ayca Ata, Orkun Ovez Nalcaci, Bikem Ovez. "Macroalgae <i>Gracilaria verrucosa</i> as a biosorbent: A study of sorption mechanisms", <i>Algal Research</i> , 2012 Crossref	9 words — < 1%
26	www.sid.ir Internet	8 words — < 1%

27 Kai-Yu Huang, Wei-Lung Chou, Chih-Ta Wang, Chi-Min Shu. "Electrochemical destruction of polyvinyl alcohol mediated by electrogenerated Ce(IV) in aqueous solution", *Desalination and Water Treatment*, 2014
Crossref 8 words — < 1%

28 www.aensiweb.com
Internet 8 words — < 1%

29 "Advances in Water Treatment and Pollution Prevention", Springer Nature, 2012
Crossref 7 words — < 1%

30 Shalini Srivastava. "Heavy Metals: Environmental Threat", *Environmental Science and Engineering*, 2010
Crossref 7 words — < 1%

31 Kiran, I.. "Biosorption of Pb(II) and Cu(II) from aqueous solutions by pretreated biomass of *Neurospora crassa*", *Process Biochemistry*, 200511
Crossref 7 words — < 1%

EXCLUDE QUOTES ON
EXCLUDE BIBLIOGRAPHY ON

EXCLUDE MATCHES < 1%