

Reservations Wage of Young Workers in The Minimum Wage Perspective

Mutiara Fadilla Muslimah, Yunisvita and Imelda
Faculty of Economics, Universitas Sriwijaya, Palembang, Indonesia

Keywords: Age, Education, Field of Study, Gender, Wages Reservations, Young Worker

Abstract: This study discusses the opportunities for young workers to choose a reservation wage between above the Minimum Regional Wage (UMR) or below the UMR. Data used in this study are primary data with 100 respondents. Analytical technique used is binary logistic regression. The result of this study showed that education variables have a positive and significant effect. Gender variables also have a positive and significant effect, meaning that there is a difference in the opportunity to set a reservation wage between male and female workers. Then the age variable has a negative and significant effect.

1 INTRODUCTION

Youth are described as human beings who are high-spirited, energetic and intellectually in accordance with the times, so they have a big role in a large civilization (Rusmana, 2016). Youth in economic demography is an asset to drive development, but on the other hand youth can be a burden (Mayella, 2017).

Labor conditions in the city of Palembang illustrate that the number of young workers in 2015 amounted to 301.137 people. This number decreased from 2014 which was 302.657 people. The number of working population increased in 2015, which 661.192 people to 663.315 people. The increase in the number of working population was followed by an increase in the workforce, from 729.121 people in 2014 to 733.121 people in 2015. The rate of increase in the labor force that was greater than the increase in the number of workers (working population) caused the percentage of unemployment rates also increased during 2014-2015 is from 9.32% to 9.52% Central Bureau of Statistics of Palembang City, 2015).

In contrast to the increase in the open unemployment rate, the labor force participation rate of Palembang City decreased slightly from 63.63% in 2014 to 62.91% in 2015. According to employment data and information center data, the population working in Palembang City in 2014 was more dominated by workers with education levels

High school with a total of 252.546 workers, then 148.314 people with primary education, followed by 133.097 university workers with university education.

This is the same as in 2015, namely the workers who dominate the labor market are workers with a high school education level, then workers with primary education levels, then workers with university education levels. Thus, in Palembang City young workers who control the labor market are residents with high school level. This is because many residents prefer to work after completing their school years, with the reason of not having the cost to enter university/college.

Existing labor offers can be formed using reservation wages, the lowest wage rates where a person still wants to work or the highest level of wages where a person is still unemployed. The supply of labor is represented by the characteristics of reservation wages which is an important concept in making a model of labor market dynamics (Tajibu, 2012).

Reservation wages play an important role in job search theory, labor supply and participation in the labor market (Brown, Roberts, & Taylor, 2008). Reservation wages are the highest wages for someone who is unemployed to remain unemployed or work/minimum acceptable wage (Killingsworth, 1983) in (Walker, 2003).

Reservation wages are a benchmark for someone to accept a job. Many factors can affect reservation wages. According to (Malk, 2014) personal

characteristics, household income levels and regional unemployment rates are important factors that influence the determination of wage levels. In addition, the duration of unemployment, gender and age also affects the level of wages.

Age greatly affects the reservation wages offered. Usually those aged 40 years and over will consider their reservation wages. According to research by (Humpert & Pfeifer, 2011) conducted in Germany, the level of employment decreased with increasing age after a maximum age of 30 to 50 years for men and 40 to 50 years for women. Hourly wages increase as men and women age.

Workers of young age will set a high reservation wage because the level of productivity of young workers is considered to be higher compared to older workers. Job opportunities in industries or other jobs will be more limited for older workers with longer unemployment compared to young workers. This is caused by: 1) decreased employment opportunities along with increasing age, and 2) limited employment opportunities that increase the length of unemployment for workers at a young age (Dygalo, 2007).

In addition to age, reservation wages are also very much determined by education. Education is considered capable of producing high-quality workforce, having a pattern of thinking and acting in a modern manner (Khusyono, 2014). But there is a tendency that the higher the education level of the labor force the longer the waiting period is. The waiting period of the workforce that has a high level of education is also due to the high targeted reservation wages.

Workers with a high level of education will also set high reservation wages, because highly educated workers are considered to have a more advanced mindset so that they will be better able to make decisions. According to (Astuti, 2013) higher educated workers earn higher annual income and increase faster than workers with low education from the same age group as they increase their employment.

Field of study can also affect reservation wages. According to the Undang-Undang Republik Indonesia Number 12 of 2012 is about Higher Education. Higher education is a level of education after secondary education which includes diploma, undergraduate, master, doctoral, professional and specialist education programs organized by universities based on Indonesian culture. Universities are providers of higher education for vocational, academic and/or professional education. Reservation wages can be influenced by the type of

higher education that has been taken by those who want to work.

According to Maryani (2008) in (Khusyono, 2014) non-exact sciences majors are considered as second class after the exact sciences department. In addition, non-exact sciences are often considered as departments that cannot guarantee the future and are difficult to get a job. This is in accordance with what has been assumed by the public that workers with exact education backgrounds will find it easier to get jobs. Thus, workers with exact education will set their reservation wages higher than workers with non-exact education. Furthermore, the workforce with exact education background when continuing their education to university level will choose education with a scientific major.

The unemployed period or the duration of unemployment is a description of a new problem for the unemployment phenomenon that has never been resolved. Unemployment duration can also affect reservation wages. According to (Tarmizi, 2014) it is common for individuals to choose a wage higher than the reservation wage. There are two effects of this choice, first individuals will receive higher wages and reject lower-paying jobs. Secondly, this rejection will result in the probability of getting another job down and this will make the unemployment period longer. More selective young working in job searching their causes high potential for the unemployed, and the problem is characterized by the long duration of the labor force unemployed young age (Putra, Zain, & Madris, 2014).

Work force that comes out or works again according to Mortensen and McCall (1976) in (Foley, 1997) is assumed to have a waiting time that is affected by the probability of the possibility of receiving the offered job and reservation wages. Reservation wages themselves are determined by costs when looking for work, unemployment income if available, distributed of expected wage offers and the possibility of receiving the next job in accordance with education, skills, experience and local demand conditions.

Brown, Taylor, Brown, & Roberts (2011) conclude that there is a gap between intergender reservation wages, especially with children under five, playing an important role in this gap. Labor without children, an unexplained component reaches 99 percent while for workers with children only reaches 22 percent. This indicates that discrimination in the labor market affects reservation wages.

Simanjuntak (2001) explains this because men are considered as the main breadwinners for families. This assumption is what makes men more selective in choosing jobs that match their aspirations both in terms of income and in terms of position.

2 LITERATURE REVIEW

Reservation wages are wage rates that are only sufficient for minimal living costs or the lowest wage rates where workers will be willing to accept certain types of work (Tarmizi, 2014). The definition of reservation wages implies that the person will not work at all if the market wage is less than the reservation wage, and the person will enter the labor market if the market wage exceeds the recurring wage (Borjas, 2013).

Before the process of finding a job, job seekers determine the lowest wage they are willing to accept, which is called the reservation wage. When a worker is unemployed they expect the unemployment period to end immediately which is possible when they receive the job offered. Workers will accept job offers with consideration of the minimum wage received. Workers take into account the costs of searching, income from unemployment, distribution of expected reservation wage offers and the possibility of accepting other jobs (Foley, 1997).

Reservation wages are used in explaining job search behavior through search theory (Job Search Theory). Optimal search theory with the assumption of stationary reservation wages predicting a positive correlation between the two, namely workers who have high reservation wages will tend to have a long unemployment period and vice versa (Tajibu, 2012).

Job search theory explains that a prospective worker does not get a job because there is a long period of time between available work and information obtained about the job (Tarmizi, 2014). This is because every job vacancy must have the terms, criteria and conditions that apply to prospective workers. So that only workers who have criteria in accordance with these conditions are acceptable.

Job search theory is a model method that explains the problem of unemployment from the point of supply, namely the decision of an individual to participate in the labor market based on the characteristics of individual job seekers (Yani, Hamidi, & Setiawan, 2014). Job search theory hypothesizes that the determinant of the unemployment rate is the cost of searching for a

reservation wage job, assuming that anything that can increase the cost of seeking employment will reduce the reservation wage. Thus, with the increasing demand for labor, job seekers will find jobs easier and mean lower costs of seeking employment and increase reservation wages (Sutomo, 1999) in (Khusyono, 2014).

Foley (1997) in (Astuti, 2013) explains that job search theory predicts that the unemployment period becomes longer when the reserve wages fall, the risk of obtaining employment is high (called positive dependence) and when the intensity of job search falls, the risk of employment opportunities will decrease (called negative dependency).

3 RESEARCH METHODS

This study discusses the decision of young workers to set reservation wages in Palembang City. The object of this study was the population with the age range of 15-24 years who had worked in the city of Palembang. The dependent variable in this study is the reservation wage based on the South Sumatra Regional Minimum Wage (UMR) in 2018 that is Rp. 2.595.995 and the independent variable in this study is age, education level, field of study, unemployment and gender

This study uses nonprobability sampling, sampling technique by means of purposive sampling, namely sampling techniques with certain considerations (Sugiyono, 2013). The number of population in this study was 301. 137 residents aged 15-24 working in Palembang City. Thus, the number of samples taken was calculated using the Slovin formula in this study as many as 100 people.

The data analysis technique used is a Binary Logistic Regression Model an asymptotic function (between 0 and 1) in the objective function.

Based on these equations, the models in this study are as follows:

$$RW(\ln) = \ln\left(\frac{p}{1-p}\right) \\ = \beta_0 + \beta_1 Age + \beta_2 Edu + \beta_3 DFs + \beta_4 UnE \\ + \beta_5 DGen + \mu$$

Where: RW = Wages Reservations (1 = above the minimum wage, 0 = below the minimum wage); P = Probability of respondents who have a reservation wage above the minimum wage; 1-p = Probability of respondents who have a reservation wages below the minimum wage; β_i = coefficient of variables; Age = Age; Edu = Education; Fs = Field of study UnE =

Duration of unemployment; Gen = Gender; μ = error rate.

According to Yamin & Kurniawan (2014) the results and the logistic equation cannot be directly interpreted from the coefficient value as in ordinary linear regression. Interpretation can be done by looking at the value of Exp (B) or the exponent value of the regression equation coefficient that is formed.

Nachrowi & Usman (2002) describe the interpretation of coefficients in a logistic model carried out in the form of Odds Ratio (comparative risk) or in an adjusted probability (probability occurs). Odds are defined as $\frac{p}{1-p}$ (risk), p represents the probability of success and 1 - p states the probability of failure. *odds Ratio* (Risk ratio) is a value Odds ratio (risk) on the two individuals.

- Odds Ratio is a comparison of the value of Odds (risk) in two individuals.
- Odds Ratio is written as:

$$\psi \left| \frac{p(X_A/1 - p(X_A))}{p(X_B/1 - p(X_B))} \right|$$

Based on bivariate data (X, Y) where X is the one-zero variable and Y is the one-zero response variable, the Odds Ratio in the logistic model can be presented in the general form as follows:

$$p = p(Y = 1) = \frac{Exp(B)}{1 + Exp(B)}$$

$P = P(Y = 1)$ states the proportion of the score/value of $Y = 1$ in the population among all possible zero scores/values. The magnitude $p = P(Y = 1)$ is often also expressed as the probability or probability of an event/case determined by a score of $Y = 1$, if a /an individual is chosen randomly from a particular population (Nachrowi & Usman, 2002).

3.1 Goodness of Fit Test

To assess whether the model is fit with the data used in two ways (Sujarweni, 2014):

1. Hosmer and Lemeshow Feasibility Test, i.e. if the probability value is >5%, it means that the binomial logistic regression model is feasible for further analysis.
2. Assessing the appropriate model, which is a reduction in the -2Log value, possibly the initial value in the next step will mean the hypothesis of the model matches the data.

3.2 Variable Operational Definition

Table 1. Definition of Operational Variables

Variables	Definition	Indicator
Wages	The first wage received by workers	Rupiah
Reservations		(1 = above UMR 0 = below UMR)
Age	Age workers	Year
Education	Duration education of worker	Year
Field of Study	Educational programs undertaken by workers	1 = Academic: junior high, high school and undergraduate 0 = Vocational Education: High school, D1-D4, and polytechnics
Duration of unemployment	The transitional period workers wait for a first job	Month
Gender	Sex workers	1 = Male 0 = Female

4 RESULTS AND DISCUSSION

4.1 Cross Tabulation Age and Wages Reservations

Age is a factor that can affect the reservation wage, the higher the person's age offered the reservation wage will also be reduced or smaller than the reservation wage offered on young workers. This is because labor is considered a young are more productive in performing tasks compared to those who are elderly.

Table 2 shows that most of the respondents in this study have reservation wages below the UMR. This can be seen from the 3 highest groups of respondents who are respondents aged 19-24 years with a reservation wage level below the UMR. Then there are 5 cells with a number of respondents that are less than 12%.

Table 2: Cross Tabulation Age and Wages Reservations

Age (Year)	Wages Reservations (Rp)		Total
	above UMR	below UMR	
17-18	2	3	5
19-20	1	14	15
21-22	11	37	48
23-24	4	28	32
Total	18	82	100

Source: Primary Data 2018

Then the lowest number is respondents aged 19-20 at the reservation wage level above the minimum wage, which is only 1%. This is because the respondents in this study were young workers who worked as salespeople whose average wages were received below the UMR.

4.2 Cross Tabulation of Education and Wages Reservations

Education can also be a determinant of a person's wages. The higher one's education, the higher the wages offered. This is because a person with high education has its own added value where they are considered to have better and more advanced thinking patterns than those who have a low level of education or who are not in school.

Table 3: Cross Tabulation Education and Wages Reservations

Education (Year)	Wages Reservations (Rp)		Total
	above UMR	below UMR	
9	1	1	2
12	7	48	55
> 12	10	33	43
Total	18	82	100

Source: Primary Data 2018

Table 3 shows that there are the same number of respondents and the lowest is 1% with a junior high school education level (9 years) that has a reservation wage level above and below the UMR. The highest level of education with reservation wages above the UMR is at the level of education >12 years, which is 10%. But this number is still very far compared to the number of respondents who have a reservation wage below the UMR, at the level of education >12 years the number of respondents is 3 times more that is 33% and at the 12 year education level the number of respondents almost reaches 5 times, namely 48% compared with the

highest number of respondents on reservation wages below the UMR.

4.3 Cross Tabulation Field of Study and Wages Reservations

Field of academic study is considered better and higher than the vocational field of study. Public perception of the academic higher education has been embedded for a long time, so that workers with academic education background will set a higher reservation wages than workers who take vocational education. Table 4 shows the level of the reservation wage above the minimum wage with all kinds of fields of study has a number of respondents who are not more than 14%. It is inversely proportional when seen in reservation wages below the minimum wage.

Can be seen on the reservation wages below the minimum wage with a field of academic study are those that have the highest number of respondents, more than half of the total number of respondents who precisely as much as 60%. While the field of vocational study only 22%. The number of respondents in concentration vocational science majors is less than the concentration/majors in academic science, which is only 26%.

Table 4: Cross Tabulation Field of Study and Wages Reservations

Field of Study	Wages Reservations (Rp)		Total
	above UMR	below UMR	
Academic	14	60	74
Vocation	4	22	26
Total	18	82	100

Source: Primary Data 2018

4.4 Cross Tabulation Duration of Unemployment and Wages Reservations

Duration of unemployment person can affect the reservation wage. The longer someone unemployed then the reservation wage will also decrease. Unless they were during idle receive severance pay or benefits and family support, they will dare to set a high reservation wage.

Table 5: Cross Tabulation Duration of Unemployment and Wages Reservations

Duration of unemployment (Month)	Wages Reservations (Rp)		Total
	above UMR	below UMR	
	0-11	13	
12-23	2	8	10
24-35	2	4	6
36-48	1	4	5
Total	18	82	100

Table 5 shows the respondents with spells of unemployment that are in the 12-35 month time span has the same number of respondents i.e. 2% with the reservation wage rate above the minimum wage. This is the same when compared with the number of respondents who are in the idle period with a span of 36-48 months at a rate below the minimum wage reservation wage is 4%. While respondents with unemployment 0-11 months old have the highest number of respondents either the reservation wage level above or below the minimum wage is as much as 79%. That is, it can be concluded that the majority of respondents in this study were old unemployed respondents with no more than 11 months.

4.5 Cross Tabulation of Gender and Wage Reservations

Gender or sex has long been embedded in mind the public that there is always a difference between men and women. Men are considered more capable and shall be liable to the family so that the male wage reservation will also be higher than the reservation wage of women.

Table 6 illustrates that the number of female respondents more than the number of male respondents. At the level of the reservation wage below the minimum wage, female gender of respondents with more than respondents with male gender is 59%. The reservation wage rate above the minimum wage of respondents with male gender 2% more than women.

Table 6: Cross Tabulation of Gender and Wage Reservations

Gender	Wages Reservations (Rp)		Total
	above UMR	below UMR	
	Man	10	
Woman	8	59	67
Total	18	82	100

Source: Primary Data 2018

4.6 Binomial Logistic Regression Estimation Results

Log likelihood value in Table 6 there is a reduction in the value of -2LL at step 0 is equal to 94.279 with a value -2LL in step 1 of 84.424. Thus, it can be stated that the hypothesized models fit the data.

Table 7: Log Likelihood

Step	-2 Log Likelihood
0	94.279
1	84.424

Source: Primary Data 2018

Based on the calculation value B Table 7, the regression model that will be formed as follows:

$$Z_i = \ln\left(\frac{p}{1-p}\right) = 0.141 - 0.349Age + 0.368Edu + 0.163DFs + 0.019UnE + 1.322DGen$$

Table 8: Results of Logistic Regression

Variables	B	Sig	Odds Ratio	Odds Ratio Dummy
Age (Age)	-0.349	0.091	0.705	-
Education (Edu)	0.368	0.048	1.445	-
Field of study (Fs)	0.163	0.809	1.177	0.54
Duration of unemployment (UnE)	0.019	0.480	1.019	-
Gender (Gen)	1.322	0.024	3.749	0.79
Constant	0.141	0.969	1.152	-

Source: Primary Data 2018

As well known, the coefficient value in logistic regression is difficult to interpret directly. Thus, to explain the logistic regression model the coefficient

value needs to be interpreted as a probability value called Odds Ratio (Nachrowi & Usman, 2002).

Age variables have a negative and significant influence (at the 10% significance level) on the reservation of young workers in Palembang City. This can be seen from the coefficient value of -0.349 with the Odds Ratio value of 0.705. This Odds Ratio value indicates that the more labor age increases the probability or opportunity to set a reservation wage above the 0.705 UMR is lower than the reservation wage below the UMR. That is, when age increases, the reservation wages offered will decrease and when the age of the workforce decreases (young) the wages offered will increase. This happens because it is seen from their ability/productivity level at work.

Young laborers will set high reservation wages because the level of productivity of young workers is considered higher when compared to workers who are not classified as young. This will affect the employment opportunities of elderly workers to get a job. The results of this study are supported by research conducted by (Humpert & Pfeifer, 2011) where the findings of their research stated that the wages offered depend on worker productivity and company decisions.

Besides that, when viewed from the income side, when in the productive period in general the age increases, the income will increase, depending on the type of work done. A person's physical strength to carry out activities is closely related to age. Because when someone has passed the productive period, then the level of productivity will decrease and the income will also decrease (Putri & Setiawina, 2013).

But on the other hand, based on the data obtained in the field, in this study the most participating respondents were respondents who worked as salespeople. Therefore, Table 1 shows that many young workers have low reservation wages (below UMR). This is in line with the theory described by (Borjas, 2013) that when workers are young, the relative wages will be low. Because working as a salesperson, when they decide to start working with a minimum educational background of high school will receive a low wage. Besides that, usually the work as a salesperson is limited by age because what is needed is a young and attractive workforce. When their age increases, the wages offered will be low. This contrasts with Borjas's (2013) theory which explains when adult workers' reservation wages will increase. Then, when entering old age the relative wages will fall again, because workers with old age are certainly no longer attractive if they work as salespeople.

In the education variable, the results show that, the higher the education level of a worker, the probability or opportunity to set a reservation wage above the UMR is 1.445 times higher than the reservation wage below the UMR. This can be seen from the coefficient value of 0.368 and the Odds Ratio value of 1.445. This shows that the education variable has a positive and significant influence on the reservation wages of young workers in the city of Palembang. When the workforce has a high level of education, he can set the reservation wage above the UMR. Workers with a high level of education should get decent wages to support their lives to be more prosperous.

The results of this study are in line with the research of (Istekli & Senturk, 2016) that the factors that influence someone's reservation wages are education. When viewed from human capital, increasing education causes an increase in reservation wages. That is, the higher the level of education pursued by a person, the higher the wages of the reserve. Likewise, the opinion of (Becker, 1975) in the theory of Human Capital says that wage rates are influenced by education, training, skills and work experience. In other words, the level of wages received is determined by the investment in human capital itself.

According to (Miswar, 2018) education, type of work, working hours and work experience have a positive and significant effect. The length of school one year will increase wages assuming other variables are constant. That is, the length of a workforce going to education will increase the level of wages received by the workforce. Then in research (Khusyono, 2014) also obtained the results that education is considered capable of producing high-quality workforce, having a pattern of thinking and acting in a modern manner. Therefore, workers with a high level of education will also set high wages compared to workers who have a low level of education.

The effect of field of study variables on the reservation wages of young workers in Palembang City shows that the field of study variable has a positive and insignificant effect. This can be seen from the coefficient value of 0.163 with an Odds Ratio value of 1.177.

Because the field of study variable's dummy, the Odds Ratio value needs to be interpreted further, so that the dummy Odds Ratio is 0.54. Thus, it can be seen that workers with academic field of study have the opportunity to set reservation wages above the UMR of 0.54 times higher than workers with field of vocational studies. Because the results were not

significant, it means that in this study there was no difference in the opportunity for reservation wages above the UMR between workers and academic fields of study and vocational training for young workers in Palembang City. That is, both academic education and vocational education are considered to be the same as setting the reservation wage above the UMR.

The views of the public so far have always considered that the academic field of study is always higher than the field of vocational studies, so they assume that if taking academic education it will increase the reservation wage. Therefore, vocational education is still underestimated by society, while the needs of the industrial world for graduates from diplomas are high.

However, the Director General of Learning and Student Affairs of the Ministry of Research, Technology and Higher Education, Intan Ahmad in 2016 said the industry as an economic and development driver requires workers who have competence. As for skills and competencies, many are produced by vocational education. This is because in its curriculum, vocational education provides a greater portion of practice than theory. In terms of welfare, vocational education can also emphasize educated unemployment. Because graduates of vocational education are ready to use so that it is needed by industry.

(Wilkins, 2001) said that vocational education is one of the factors in ensuring economic development, competitiveness and social stability in all countries, both developing and industrialized countries. This is due to a belief that the success of vocational education in producing skilled labor is an important part of the human resource development strategy to provide the community with the knowledge and skills needed in the world of work and industry. (Wilkins, 2001) said that vocational education is one of the factors in ensuring economic development, competitiveness and social stability in all countries, both developing countries and the industrialized countries. This was due to a belief that the success of vocational education to produce skilled workforce is an important part of human resource development strategy to provide the public with a stock of knowledge and skills needed in the world of work and industry.

Judging from the duration of unemployment variable coefficient value of 0.019 with Odds Ratio of 1.019 and the results of this logistic regression explained that the unemployed old variable had a positive and insignificant effect on the reservation of young workers in Palembang City. Thus, it can be

seen that the duration of unemployed a workforce, the probability opportunity to set a reservation wage above the UMR is 1.019 times higher than the reservation wage below the UMR. That is, the longer a person is unemployed, the higher the wages will be. This is because the workforce gets some kind of compensation during the period of unemployment then after he gets a job, the compensation given must be returned by the way the income he receives must be deducted. This is in line with (Cahuc & Zylberberg, 2004) opinion that the average length of unemployment is influenced by a number of compensation paid for those who are looking for work.

The duration of unemployment variable does not have a significant effect, because in fact when a person maintains a high reservation wage, the unemployment period will be longer, so that he will reduce his wage level in order to get a job. This is the same as the optimal search theory, assuming that stationary reservation wages predict a positive correlation between the two, namely that workers who have high reservation wages will tend to have long periods of unemployment and vice versa (Tajibu, 2012).

But on the other hand there are several studies that explain that the longer a person is unemployed then the reserve wage will also increase. Like the research conducted by (McConnel, Brue, & Macpherson, 1999) that if someone chooses a higher reservation wage and rejects a low wage, the expected wage (when he works) will be greater. The more refusing job offers will reduce the probability of finding a job at the time, so this increases the duration of unemployment or unemployment. An unemployed person will choose the wage for his reservation so that the marginal benefit equals the marginal cost.

In addition, research (Foley, 1997) explains before the process of looking for work, job seekers will set the wage of the reservation. When a worker is unemployed they expect the unemployment period to end immediately which is possible when they receive the job offered. Workers will accept job offers with consideration of the minimum wage received. Workers take into account the costs of searching, income from unemployment (if any), distribution of expected reservation wage offers and the possibility of receiving another job. That is, they will accept the job offered in consideration of the costs they have incurred when they are looking for work.

In this study gender are also variable's dummy. From Table 5, the coefficient value is 1.322 and the

Odds ratio value is 3.749. Because the gender variable's dummy, the Odds Ratio value needs to be interpreted further, so that the dummy Odds Ratio value is 0.79. That is, the probability or opportunity for male workers to set reservation wages above the UMR is 0.79 higher than female workers. This result shows that the gender variable has a positive and significant influence, meaning that there is a difference in the reservation rates of young workers in the city of Palembang when viewed from gender.

Appropriate with previous theories and research that there are differences in reservation wages between men and women. Where men are considered capable of setting higher reservation wages than women because men are the backbone of the family so men should get higher wages than women.

According to (Brown et al., 2011) there are differences in reservation wages between men and women. This is intended because usually women when after marriage then having children will hamper their work. So, workers who do not have children or do not have children have more opportunities to set high reservation wages than women who already have children. This indicates discrimination in the labor market.

Another reason also mentioned by (Caliendo, Lee, & Mahlstedt, 2017) differences in reservation wages also arise from differences in productivity between male and female workers. Male laborers who are considered more agile, fast and flexible in carrying out work, so that they will be given high wages compared to female workers. In addition, the research of (Bhattarai, 2017) also stated that gender variables are the most significant factor in influencing the level of wages received by workers in the UK.

5 CONCLUSION

Based on the results of data analysis and discussion, it can be concluded that in this study the variables that positively and significantly influence the wages of reservation for young workers in the city of Palembang are education and gender variables. While at the level of 10% significance level the age variable has a negative but significant effect.

Educational variables have a positive and significant effect, meaning that the higher the level of education in the workforce, the more likely it is to obtain a reservation wage level above the UMR. Then the gender variable also has a positive and

significant effect, meaning that there are differences in the odds of reservation wages above the UMR or below the UMR between male labor and female labor.

Furthermore, the age variable has a negative and significant effect on the significance level of 10%, which means that the increasing age of the workforce, the opportunity to set a wage reservation above the UMR will be lower. While the field of study and unemployment duration variables have a positive but not significant effect. This means that there is no difference in the chance of obtaining a reservation wage above the UMR, both those who have concentrations/majors in academic and vocational sciences and the longer the unemployment period of a laborer, the opportunity to set a reservation wage above UMR will be higher than the reservation wage below the UMR.



In further research, it is expected that researchers use other variables to look at variables or variations of other variables that can affect the reservation wages of young workers. For example, using variables such as health, skills or skills, marital status and financial wealth.

REFERENCES

- Astuti, M. (2013). Faktor-Faktor Yang Mempengaruhi Lama Menganggur Bagi Pekerja Di Industri Perkebunan Kelapa Sawit Ogan Komering Ulu. *Ilmiah STIE MDP*, 2(2), 130–149.
- Badan Pusat Statistik. 2015. Berita Resmi Statistik BPS of Palembang City
- Becker, G. S. (1975). Human Capital: A Theoretical and Empirical Analysis, with Special Reference to Education. *The Economic Journal*, 76(303), 635. <https://doi.org/10.2307/2229541>
- Bhattarai, K. (2017). Determinants of Wages and Labour Supply in the UK *, 16(3), 126–140. <https://doi.org/10.17265/1537-1506/2017.03.002>
- Borjas, G. (2013). *Labor Economics* (Sixth). United States: McGraw-Hill. New York.
- Brown, S., Roberts, J., & Taylor, K. (2008). Sheffield Economic Research Paper Series SERP Number: 2006002. *Aids*, 80(May). <https://doi.org/10.1016/j.suronc.2016.12.006>
- Brown, S., Taylor, K., Brown, S., & Roberts, J. (2011). The Gender Reservation Wage Gap: Evidence form British Panel Data The Gender Reservation Wage Gap: Evidence form British Panel Data, (5457).
- Cahuc, P., & Zylberberg. (2004). *Labor Economics* (1st ed.). London: Cambridge.
- Caliendo, M., Lee, W. S., & Mahlstedt, R. (2017). The gender wage gap and the role of reservation wages: New evidence for unemployed workers. *Journal of Economic Behavior and Organization*, 136, 161–173.

- <https://doi.org/10.1016/j.jebo.2017.02.011>
- Dygalo, N. (2007). On Unemployment Duration and Narrowing Job Opportunities at Older Ages, *10*(21), 1–6.
- Foley, M. C. (1997). Determinants Of Unemployment Duration In Russia.
- Humpert, S., & Pfeifer, C. (2011). by, (214).
- Istekli, M., & Senturk, I. (2016). Determinants Of Reservation Wages In Turkey *, (2014), 258–266. <https://doi.org/10.17261/Pressacademia.2016219266>
- Khusyono, C. (2014). Pengaruh karakteristik individu terhadap lama mencari kerja bagi pns di kota makassar.
- Malk, L. (2014). *Determinants of Reservation Wages : Empirical Evidence for Estonia*.
- Mayella, A. (2017). Pemberdayaan Masyarakat oleh Sarjana Penggerak Pembangunan Perdesaan (Psp3) di Kelurahan Sekijang Kecamatan Bandar Sekijang Kabupaten Pelalawan Tahun 2014-2015. *Jom Fisip*, 4(2), 1–15. <https://doi.org/10.1111/j.1740-8261.1992.tb00148.x>
- McConnel, C. R., Brue, S., & Macpherson, D. (1999). *Contemporary Labor Economics*. San Frasinco: MCGraw Hill International.
- Miswar. (2018). Analisis Faktor-Faktor yang Mempengaruhi Tingkat Upah Pekerja di Aceh. *Ekonomi Dan Kebijakan Publik Indonesia*, 5, 17–34.
- Nachrowi, D. N., & Usman, H. (2002). *Penggunaan Teknik Ekonometrika* (Revisi). Jakarta: PT Raja Grafindo Persada.
- Pusat Data dan Informasi Ketenagakerjaan. 2014. Badan Perencanaan dan Pengembangan Ketenagakerjaan Kementerian Ketenagakerjaan. <http://pusdatin.kemnaker.go.id/>
- Putra, A. R., Zain, M. Y., & Madris. (2014). Estimasi Model Struktural Determinan Durasi Menganggur Pada Angkatan Kerja Usia Muda, *3*(2), 180–188.
- Putri, A. D., & Setiawina, N. D. (2013). Pengaruh Umur, Pendidikan, Pekerjaan Terhadap Pendapatan Rumah Tangga Miskin Di Desa Bebandem. *EP Unud*, 2, 173–180.
- Rusmana, N. (2016). Tiga Peran Pemuda dalam Perubahan Sosial. Retrieved from <https://www.kpk.go.id/id/berita/publik-bicara/102-opini/3875-tiga-peran-pemuda-dalam-perubahan-sosial>
- Simanjuntak, P. (2001). *Ekonomi Sumber Daya Manusia*. Jakarta: Lembaga Penerbit Fakultas Ekonomi Universitas Indonesia.
- Sugiyono. (2013). *Metode Penelitian Kuantitatif, Kualitatif dan R&D*. Bandung: Alfabet.
- Sujarweni, V. . W. (2014). *SPSS Untuk Penelitian* (1st ed.). Yogyakarta: Pustaka Baru Press.
- Tajibu, M. J. (2012). Kesejahteraan Tenaga kerja Perspektif Upah Reservasi: Kasus Industri di Kota Makassar. Malang.
- Tarmizi, N. (2014). *Perilaku Pasar Tenaga Kerja*. Palembang: Unsri Press.
- Walker, R. (2003). Reservation Wages - Measurement and Determinants: Evidence From The Khayelitsha / Mitchell ' S Plain (Kmp) Survey, (38).
- Wilkins, S. (2001). Human resource development through vocational education in the Uunited Arab Emirates : the case of dubai polytechnic. *Vocational Education and Training*, 6820, 1–20. <https://doi.org/10.1080/13636820100200185>
- Yamin, S., & Kurniawan, H. (2014). *SPSS Complete : Teknik Analisis Statistik Terlengkap dengan Software SPSS* (2nd ed.). Jakarta Selatan: Salemba Infotek.
- Yani, A., Hamidi, W., & Setiawan, D. (2014). Analisis Lama Mencari Kerja bagi Tamatan Universitas Riau. *JOM FEKON*, 1(2), 17.



Search by any title, abstract, authors...  

Research.Publish.Connect.



Proceedings

Proceedings of the 4th Sriwijaya Economics, Accounting, and Business Conference

November 8-9, 2018, in Palembang, South Sumatra, Indonesia



Editors: Agil Novriansa ; Fida Muthia ; Muhammad Hidayat ; Muhammad Ichsan Hadjri and Sri Andaiyani

Affiliation: Universitas Sriwijaya, Indonesia

ISBN: 978-989-758-387-2

ISSN: 2184-5212

Conference Link: <http://seabc.unsri.ac.id/>

Foreword: Sriwijaya Economics, Accounting, and Business Conference (SEABC) is a scholarly activity consist of international seminar and conference that is expected to give a contribution and identify economics policy, especially in facing ASEAN economic community. SEABC was first held in 2015 and is currently entering its fourth year. The theme of this year is "Economic Strategy: Surviving and Thriving in an Era of Disruption." The Faculty of Economics, Universitas Sriwijaya have organized this important conference and many individuals have put that hard work to make this event becomes a reality. We hope this book of proceedings can give contribution to academics, students, government, and businesses in responding to the challenges of industrial era 4.0 and disruption era. Furthermore, we hope that this book of proceedings can be a reference for building ASEAN economic community. Finally, we would like thank to presenters that are willing to present their ideas in this conference and thanks to all of the speakers, committees, and all of the participants that make this conference success. **(Less)**

Volumes:

Vol. 1 - 978-989-758-387-2

Papers

Authors

Show 50  papers

Financial Performance Changes in the Digital Economy of Indonesian Retail Companies

P. 5 - 13

Yuliani , Husnah and Ima Andriyani

DOI:10.5220/0008436200050013

Service Quality, Customer Satisfaction and Customer Loyalty: Preliminary Findings

P. 14 - 19

Abror Abror , Dina Patrisia and Yunita Engriani

DOI:10.5220/0008436300140019

Does Destination Image and Perceived Destination Quality Influence Tourist Satisfaction and Word of Mouth of Culinary Tourism

P. 20 - 28

Heri Setiawan

DOI:10.5220/0008436400200028

Renewable Energy Consumption, CO2 Emissions and Economic Growth in Indonesia

P. 29 - 36

Hadi Jauhari , Evada Dewata Dr , Sari Lestari Zainal Ridho and Neneng Miskiyah

DOI:10.5220/0008436500290036

Foreign Related Parties Transactions as Tax Avoidance Strategy in Indonesia: The Role of Corporate Governance P. 37 - 46

Nuritomo , Ancella A. Hermawan and Sidharta Utama

DOI:10.5220/0008436600370046

The Effect of Corporate Social Responsibility Performance, Board of Commissioners Effectiveness, and Women on The Board of Commissioners Towards CEO Turnover P. 47 - 55

Bulan Dwi Utami and Ancella Anitawati Hermawan

DOI:10.5220/0008436700470055

Aggregator Business as an Intermediary in Agriculture: A Literature Review P. 56 - 64

Janita Sembiring Meliala , Musa Hubeis , Siti Jahroh and Agus Maulana

DOI:10.5220/0008436800560064

Do Young, Female, and Experienced Characteristics of Risk Oversight Committee Members Accommodate Bank Risk-Taking? Evidence from Indonesia P. 65 - 74

Aulia Natasya Irfani Ampri and Ancella Anitawati Hermawan

DOI:10.5220/0008436900650074

The Effect of Agency Problems on Cost Stickiness in the Banking Industry: The Role of the Board of Commissioners and the Audit Committee Effectiveness P. 75 - 84

Ancella Anitawati Hermawan and Miranti Djoko

DOI:10.5220/0008437000750084

Performance Analysis of Zakat Intitutions in Indonesia by using NZI and DEA in Jabodetabek, Indonesia P. 85 - 94

Nadita Tri Hastutik and M. Soleh Nurzaman

DOI:10.5220/0008437100850094

Efficiency Analysis on Amil Zakat Institutions in Indonesia 2015-2016 using Data Envelopment Analysis (DEA) P. 95 - 101

Millah Millah Hanifah and M. Soleh Nurzaman

DOI:10.5220/0008437200950101

Potential Implementation of Goods and Services Tax as a Substitute of Value Added Tax in Indonesia P. 102 - 111

Naufalia Dinar Primacita and Khoirunurrofik

DOI:10.5220/0008437301020111

Board of Directors Effectiveness, Integrated Reporting Quality, and Firm Risk P. 112 - 121

Rita Sugiarti and Ancella Anitawati Hermawan

DOI:10.5220/0008437401120121

Economic Performance of Cities in Indonesia: Impact Analysis of Smart City Concept Implementation P. 122 - 132

Ayu Dwi Putri and Khoirunurrofik

DOI:10.5220/0008437501220132

The Analysis of Leading Subsector Paddy Commodities in South Sumatera Province (LQ Analysis) P. 133 - 140

Siti Rohima , Anna Yulianita and Nengsi Puspita Dewi

DOI:10.5220/0008437601330140

Financial Pressure, Firm Size, Asset Growth And Corporate Value: Mediation Effect Of Dividend Payout P. 141 - 151

Yani Julivia Huang , Tigor Sitorus and Ratlan Pardede

DOI:10.5220/0008437701410151

Service Quality towards Lazada's Customer Satisfaction based on Importance Performance Analysis Methods and Customer Satisfaction Index P. 152 - 160

Dita Amanah , Ratih Hurriyati , Disman , Vanessa Gaffar and Dedy Ansari Harahap

DOI:10.5220/0008437801520160

An Analysis of Service Quality using Importance Performance Analysis and Gap Analysis at a Commercial Banks in Indonesia P. 161 - 168

Dedy Ansari Harahap , Ratih Hurriyati , Disman , Vanessa Gaffar and Dita Amanah

DOI:10.5220/0008437901610168

Relationship between Corporate Social Responsibility, Environmental Performance and Financial Performance at Mining Companies Listed in Indonesia Stock Exchange P. 169 - 174

Kencana Dewi , Harun Delamat and Mukhtarudin

DOI:10.5220/0008438001690174

Analysis of Customer Perceived Value, Satisfaction, Loyalty and the Moderating Role of Customer P. 175 - 183

Demographics: A Study of Indonesian Train Service

Yasinta Soelasih , Efendi and Erwin Bramana Karnadi

DOI:10.5220/0008438101750183

Leverage of Number of Population, GDRP, HDI, and Unemployment on Poverty Level in Six District In P. 184 - 188

South Sumatera

Erawati Agustini

DOI:10.5220/0008438201840188

The Impact of Accounting Information Characteristics on Managerial Performance in Distance Learning P. 189 - 197

Program Unit of Open University of Indonesia (UPBJJ-UT)

Zein Ghozali , Burhanuddin and Bernadette Robiani

DOI:10.5220/0008438301890197

The Influence of Economic Growth, The Minimum Wage, The Unemployment Rate Against Poverty Level P. 198 - 203
in Regency/City In South Sumatra Province in 2011-2016

Maya Tourina , Azwardi and Didik Susetyo

DOI:10.5220/0008438401980203

The Effect of Household Consumption and The Government Expenditure on Economic Growth in P. 204 - 207
Indonesian

Marfis Syafri , Bernadette Robiani and Bambang Bemby Soebyakto

DOI:10.5220/0008438502040207

The Influence of the General Allocation Fund, a Fund for the Results and Fiscal Independence Against GDP P. 208 - 217
Government Regency/City in South Sumatera 2011-2016 Year

Nurul Aini , Taufiq and Rosmiyati Chodijah

DOI:10.5220/0008438602080217

The Effects of Organizational Commitment, Organizational Culture, Leadership Style, Functional Position P. 218 - 224
and Motivation on Auditor Performance

Mella Handayani , Bernadette Robiani and Rina Tjandrakirana

DOI:10.5220/0008438702180224

Manpower Absorption in Fishcake, Crackers and Fish Cracker Businesses in Palembang City

P. 225 - 241

Septi Dwi Sari and Bambang Soebyakto

DOI:10.5220/0008438802250241

The Prospect of Sharia Hotel in Indonesia: A SWOT Analysis

P. 242 - 249

Ryan Al Rachmat , Didik Susetyo and Mukhtaruddin

DOI:10.5220/0008438902420249

The Effect of Macroeconomic Variables on Non Performing Financing in Shariah Commercial Banks

P. 250 - 257

Muslimah

DOI:10.5220/0008439002500257

The Influence of Audit Rotation, Audit Tenure and Workload on Audit Quality at Consumer Goods Sector Manufacturing Companies listed in Indonesia Stock Exchange

P. 258 - 266

Eka Julia Sari , Mohamad Adam and Rina Tjandrakirana

DOI:10.5220/0008439102580266

Performance Measurement Analysis with Balanced Scorecard Method (Case Study of Sriwijaya University and Bina Darma University Palembang)

P. 267 - 273

Mariska Aprilia Putri

DOI:10.5220/0008439202670273

The Influence of Website Design toward Purchasing Airline E-Ticket

P. 274 - 280

Hendro Lukman

DOI:10.5220/0008439302740280

Liquidity Risk of Islamic Banking in Islamic and Non Islamic Countries

P. 281 - 288

Kharisya Ayu Effendi and Shelfi Malinda

DOI:10.5220/0008439402810288

The Effect of Trading Frequency of Stocks, the Value of Company and Level of Financial Performance on Stock Return (Empirical Study on Agribusiness Companies Registered in Indonesia Stock Exchange)

P. 289 - 299

Firmansyah Arifin , Rifani Akbar Sulbahri and Padriyansyah

DOI:10.5220/0008439502890299

Analysis of Labor Absorption Province of South Sumatera

P. 300 - 308

Leo Budiriansyah , Nurlina Tarmizi and Bambang Bemby Soebyakto

DOI:10.5220/0008439603000308

Is The Quality of Business Incubator Programs Capable of Boosting Entrepreneurial Orientation and Intention at Higher Education?

P. 309 - 318

Muhamad Ariza Eka Yusendra , Niken Paramitasari , Ribhan and Ayi Ahadiyat

DOI:10.5220/0008439703090318

The Impact of Fundamental Factors and Inflation on Abnormal Return on Registered Service Company on The Indonesia Stock Exchange

P. 319 - 329

Yusmita Kumala , Taufiq and Saadah Siddik

DOI:10.5220/0008439803190329

Effect of Auditor Professionalism, Auditor Independence and Understanding of Auditor Professional Ethics on A Public Accounting Firm in The City of Palembang

P. 330 - 338

Ira Flka Yumi , Inten Meutia and Tertiarto Wahyudi

DOI:10.5220/0008439903300338

Environmental Management Accounting, Quality Decision Influence on Environmental Performance in Indonesia

P. 339 - 346

Lukluk Fuadah , Rochmawati Daud and Burhanuddin

DOI:10.5220/0008440003390346

Career Adaptability Mediates Career Management and Organizational Support to Improve Career Success

P. 347 - 355

Sylvia Diana Purba , Efendi and Bella Carissa

DOI:10.5220/0008440103470355

The Effect of Islamic Financing, Indonesia Sharia Stock Index(ISSI), and Distribution of Zakah, Infaq and Sadaqah (ZIS) on Economic Growth in Indonesia

P. 356 - 367

Fera Widyanata and Saadah Yuliana

DOI:10.5220/0008440203560367

Driving Factors, Innovativeness and Benefits of Social Entrepreneurships: Learning from Cases in Thailand, Vietnam and Indonesia

P. 368 - 377

Lieli Suharti , Roos Kities Andadari and Somboon Panyakom

DOI:10.5220/0008440303680377

Economic and Socio-Demographic Factors of Labor Mobility in the Service Sector

P. 378 - 386

Yunisvita , Dina Anggraini and Imelda

DOI:10.5220/0008440403780386

Socio-Economic Characteristics of Women Workers in the Informal Sector in the City of Palembang

P. 387 - 393

Mirna Taufik , Monanisa , Nengyanti , Bambang Bemby Soebyakto , Armansyah , Sukmaniar and

Wahyu Saputra

DOI:10.5220/0008440503870393

An Antecedent of E-Invoice User Behavior with Behavioral Intention as an Intervening Variable

P. 394 - 401

Maya Qodarsi , Syamsurijal A. Kadir and Lukluk Fuadah

DOI:10.5220/0008440603940401

Effect of Capital Expenditure, Investments and Human Development Index to Gross Regional Domestic Product Provinces in Sumatra-Indonesia

P. 402 - 412

Didik Susetyo , Zunaidah , Anna Yulianita and Wulan Lestari

DOI:10.5220/0008440704020412

Technological Literacy, Spiritual Motivation, Compensation, Job Satisfaction, and Turnover Intention: A Case Study in Bank Sumsel Babel Syariah

P. 413 - 422

Muhammad Ichsan Hadjri , Badia Perizade and Zunaidah

DOI:10.5220/0008440804130422

Accrual-Based Accounting System Model Implementation in the State Budget and Treasury System with Technology Acceptance Model 3 Approach at the Regional Office V in the Directorate General of State Treasury of Jambi Province

P. 423 - 431

Ratih Kusumastuti , Derist Touriano and Iskandar Sam

DOI:10.5220/0008440904230431

Market Integration of Palm Oil in South Sumatera

P. 432 - 438

Taufiq Marwa , Abukosim , Mukhtaruddin , Abdul Bashir and K.M. Husni Thamrin

DOI:10.5220/0008441004320438

The Determinant of Willingness to Pay for Waste Management in Slum Area

P. 439 - 447

Debby Claudia Sellyanne , Didik Susetyo , Imelda , Fachrizal Bachri , Deassy Apriani and
Muhammad Subardin

DOI:10.5220/0008441104390447

Prev

1

2

Next



SCITEPRESS - SCIENCE AND TECHNOLOGY PUBLICATIONS, L.D.A.

RESOURCES

[Proceedings](#)

[Papers](#)

[Authors](#)

[Ontology](#)

CONTACTS

Science and Technology Publications, Lda
Avenida de S. Francisco Xavier, Lote 7 Cv. C,
2900-616 Setúbal, Portugal.

Phone: +351 265 520 185

Fax: +351 265 520 186

Email: info@scitepress.org

EXTERNAL LINKS

[PRIMORIS](#)

[INSTICC](#)

[SCITEVENTS](#)

[CROSSREF](#)

PROCEEDINGS SUBMITTED FOR INDEXATION BY:

[dblp](#)

[Ei Compendex](#)



[SCOPUS](#)

[Semantic Scholar](#)

[Google Scholar](#)

[Microsoft Academic](#)



Search by any title, abstract, authors...  

Research.Publish.Connect.



Proceedings

Proceedings of the 4th Sriwijaya Economics, Accounting, and Business Conference

November 8-9, 2018, in Palembang, South Sumatra, Indonesia



Editors: Agil Novriansa ; Fida Muthia ; Muhammad Hidayat ; Muhammad Ichsan Hadjri and Sri Andaiyani

Affiliation: Universitas Sriwijaya, Indonesia

ISBN: 978-989-758-387-2

ISSN: 2184-5212

Conference Link: <http://seabc.unsri.ac.id/>


Foreword: Sriwijaya Economics, Accounting, and Business Conference (SEABC) is a scholarly activity consist of international seminar and conference that is expected to give a contribution and identify economics policy, especially in facing ASEAN economic community. SEABC was first held in 2015 and is currently entering its fourth year. The theme of this year is "Economic Strategy: Surviving and Thriving in an Era of Disruption." The Faculty of Economics, Universitas Sriwijaya have organized this important conference and many individuals have put that hard work to make this event becomes a reality. We hope this book of proceedings can give contribution to academics, students, government, and businesses in responding to the challenges of industrial era 4.0 and disruption era. Furthermore, we hope that this book of proceedings can be a reference for building ASEAN economic community. Finally, we would like thank to presenters that are willing to present their ideas in this conference and thanks **(More)**

Volumes:

Vol. 1 - 978-989-758-387-2

Papers

Authors

Show 50  papers

Reservations Wage of Young Workers in the Minimum Wage Perspective

P. 448 - 457

Mutiara Fadilla Muslimah , Imelda and Yunisvita

DOI:10.5220/0008441204480457

The Effect of Workload, Experience, Personality and Professional Scepticism on The Accuracy of Giving Audit Opinion

P. 458 - 467

Fajri Ahadiansyah , Kencana Dewi and Lukluk Fuadah

DOI:10.5220/0008441304580467

Role of Fintech Services Providers and Stakeholders as Drivers in Digital Payment Ecosystems

P. 468 - 475

Ivany Rachmawati , Marcella Witanto , Adityo Nugroho and Peri A. Manaf

DOI:10.5220/0008441404680475

Behavioral Accounting Model of Online Shopping Behavior, Risk Perception and Entrepreneurial Orientation of Micro Small and Medium Enterprises (MSME) Creative Economy in Indonesia

P. 476 - 483

Ratih Kusumastuti , Derist Touriano and Primadi Prasetyo

DOI:10.5220/0008441504760483

The Influence of Infrastructure on The Economic Growth of Regencies/Cities In The Province of South Sumatera P. 484 - 491

Dede Mardhian , Syamsurijal A. Kadir and Muhammad Subardin

DOI:10.5220/0008441604840491

Determinants Factor Influences on Accounting Conservatism at Consumer Goods Industry Companies in Indonesia P. 492 - 499

Anton Arisman and Lukluk Fuadah

DOI:10.5220/0008441704920499

The Impact of Firm Characteristics on Mandatory Disclosure of Companies Listed on the Indonesia Stock Exchange P. 500 - 509

Fitriasuri , Didik Susetyo , Inten Meutia and Lukluk Fuadah

DOI:10.5220/0008441805000509

The Pattern Identification of Rice Pricing Determination in the Local Farmer Level P. 510 - 515

Taufiq Marwa , Abdul Bashir , K.M. Husni Thamrin and Azwardi

DOI:10.5220/0008441905100515

How Does Investment in Working Capital Effect the Probability of Manufacturing Companies at Indonesian Stock Exchange? P. 516 - 524

Isni Andriana , Yuliani , K.M. Husni Thamrin and Taufik Saggaff

DOI:10.5220/0008442005160524

The Effects of Environmental Performance and Environmental Information Disclosure on Financial Performance in Companies Listed on the Indonesia Stock Exchange P. 525 - 532

Msy. Mikial , Taufiq Marwa , Lukluk Fuadah and Inten Meutia

DOI:10.5220/0008442105250532

Determinant of Profitability (Evidence of Government Bank in Indonesia) P. 533 - 539

K. M. Husni Thamrin , Mohamad Adam , Mukhlis and Anisa Melinda

DOI:10.5220/0008442205330539

Is Financial Distress Cost Important For Determining Firm Performance

P. 540 - 545

Estu Widarwati and Dewi Sartika
DOI:10.5220/0008442305400545

The Internal Audit Unit, Budgetary Participation, and Intellectual Capital Effect to Good University Governance through Internal Control

P. 546 - 554

Rulyanti Susi Wardhani , Taufiq Marwa , Lukluk Fuadah , Saadah Siddik , Rita Martini ,
Ahmad Maulana and Nurkadina Novalia
DOI:10.5220/0008442405460554

Public Sector Financial Prototype Without Riba Based on Masjid Funds (Exploratory Study of Masjid Jogokarian Yogyakarta)

P. 555 - 565

Muhammad Farhan , Media Kusumawardani , Mukhlis , Achmad Soediro , Fardinant Adhitama and
Anton Sufi Saputra
DOI:10.5220/0008442505550565

Efficiency, Productivity and Stability of Islamic Banks in Indonesia

P. 566 - 572

Aam Rusydiana , Lina Marlina and Solihah S. Rahayu
DOI:10.5220/0008442605660572

The Influence of Pentagon Fraud on The Financial Statements of Infrastructure Companies Listed in Indonesia Stock Exchange

P. 573 - 583

Emylia Yuniarti , Rela Sari , Nilam Kesuma and Fitri Damayani
DOI:10.5220/0008442705730583

Islamic Banking Management's Perspectives and Practices on Stakeholders

P. 584 - 594

Achmad Soediro and Inten Meutia
DOI:10.5220/0008442805840594

Stakeholders Linkage in Biogas Use as the Application of Blue Economy Concept

P. 595 - 602

Izza Masrur , Nurul Istiqomah and Dewi Ismoyowati
DOI:10.5220/0008442905950602

Muslim Djalil , Murkhana , M. Rizal Yahya and Qurratul Aini

Analysis the Influence of Day of the Week, Monday, and Weekend Effect of on Seasonal Anomaly in in Stock Return: Evidence of Companies on LQ45 Indonesia in Indonesian Stock Exchange P. 603 - 610

DOI:10.5220/0008443006030610

The Influence of Fiscal Autonomy and Local Expenditure Towards Economic Growth in Southern Sumatera, Indonesia P. 611 - 618

Hendri , Didik Susetyo , Syamsurijal AK and Saadah Yuliana

DOI:10.5220/0008443106110618

Perception Index of Halal Tourism in Bangka Belitung with the PCA Method P. 619 - 625

Devi Valeriani , Maya Yusnita , Muhammad Faisal Akbar and Hidayati

DOI:10.5220/0008443206190625

Economic Growth, Social Expenditure, Unemployment, and Inflation: The Impact on Poverty in South Sumatera P. 626 - 636

Harunurrasyid , Syaipan Djambak , Mardalena and Putri Adelia

DOI:10.5220/0008443306260636

Personal Moral Philosophies and Ethical Judgment of Earnings Management: Credit Analysts Perspective P. 637 - 644

Ahmad Subeki , Agil Novriansa , Tertiarto Wahyudi , Yusnaini and Aryanto

DOI:10.5220/0008443406370644

Government's Role In Promoting Tourism Destination in Jambi Province Through Increasing The Quality of Electronic Media and Its Effect On Visiting Tourist Interests P. 645 - 651

Erida , Raja Sharah Patricia and Yenny Yuniarti

DOI:10.5220/0008443506450651

Co-movement in Asset Market: Does Global Financial Cycle Works? Empirical Evidence in Indonesia P. 652 - 658

Sri Andaiyani and Saadah Yuliana

DOI:10.5220/0008443606520658

The Mechanism of Zakat Productive Fund Management and Its Effect On The Income of Recipients of Zakat in Palembang City P. 659 - 668

Ichsan Hamidi , Suhel and Nurkadina Novalia

DOI:10.5220/0008443706590668

Sharia Supervisory Board Religious Compliance in the Islamic Banks: An Interpretive Approach P. 669 - 676

Yuliana Sari , Agnemas Yusoep Islami and Isni Andriana

DOI:10.5220/0008443806690676

The Analysis of Workforce Absorption in Food Industry of South Sumatera P. 677 - 684

Dirta Pratama Atiyatna , Mukhlis and Rosmiyati Chodijah

DOI:10.5220/0008443906770684

Management Commitment and Competencies of Asset Administrator on Asset Management: Study in Government Units of South Sumatera Province P. 685 - 692

Kartika Rachma Sari , Didik Susetyo , Inten Meutia and Saadah Siddik

DOI:10.5220/0008444006850692

Concentration Ratio, Advertising Intensity, Sales Growth, The Government's Regulation And Profitability In Indonesian Cigarette Industry P. 693 - 698

Yulia Saftiana , Bernadette Robiani , Syamsurijal Kadir and Suhel

DOI:10.5220/0008444106930698

Panel Data Regression Analysis of Partnership Contract in Indonesian Sharia Banks P. 699 - 707

Titin Vegirawati , Didik Susetyo , Inten Meutia and Lukluk Fuadah

DOI:10.5220/0008444206990707

Analysis of Efficiency Investment by using ICOR Approach to the Economic Growth in All Provinces of Sumatera Island P. 708 - 714

Anna Yulianita , Feny Marissa , Fera Widyanata , Annisa Fitriyah and Monica Marcheline

DOI:10.5220/0008444307080714

The Effect of Machiavellian Characteristics and Auditee Pressure on Ethical Decision Making of Government Auditors in Palembang Municipality P. 715 - 722

Patmawati , Dwirini and Muhammad Hidayat

DOI:10.5220/0008444407150722

An Early Warning Model of Financial Distress Sharia Banks in Indonesia P. 723 - 732

Fadhil Yamaly , Sulastri , Syamsurijal Kadir and Isnurhadi



SCITEPRESS - SCIENCE AND TECHNOLOGY PUBLICATIONS, LDA.

RESOURCES

[Proceedings](#)

[Papers](#)

[Authors](#)

[Ontology](#)

CONTACTS

Science and Technology Publications, Lda
Avenida de S. Francisco Xavier, Lote 7 Cv. C,
2900-616 Setúbal, Portugal.

Phone: +351 265 520 185

Fax: +351 265 520 186

Email: info@scitepress.org

EXTERNAL LINKS

[PRIMORIS](#)

[INSTICC](#)

[SCITEVENTS](#)

[CROSSREF](#)

PROCEEDINGS SUBMITTED FOR INDEXATION BY:

[dblp](#)

[Ei Compendex](#)

[SCOPUS](#)

[Semantic Scholar](#)

[Google Scholar](#)

[Microsoft Academic](#)