

Set covering Model Using Greedy

by Putra Bangun

Submission date: 11-Jul-2022 11:10AM (UTC+0700)

Submission ID: 1869020229

File name: STI_Vol_7_No_1_January_2022.....pdf (1.92M)

Word count: 1805

Character count: 12375



ENGLISH

INDONESIA




Science & Technology Indonesia

<https://sciencetechindonesia.com>

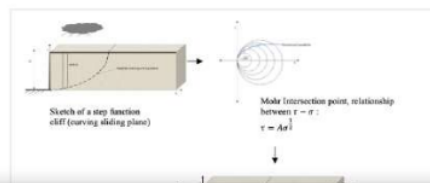
Online ISSN : 2580-4391

Print ISSN : 2580-4405



<https://sciencetechindonesia.com>

Articles



Total Countries

6

Scimago Metrics



([https://www.scimagojr.com/journalsearch.php?](https://www.scimagojr.com/journalsearch.php?q=21101040666&tip=sid&exact=no)

[q=21101040666&tip=sid&exact=no](https://www.scimagojr.com/journalsearch.php?q=21101040666&tip=sid&exact=no))

Editorial Team

Editor-in-Chief



Prof. Aldes Lesbani, Ph.D.

Universitas Sriwijaya, **INDONESIA**

(Scopus) (<https://www.scopus.com/authid/detail.uri?authorId=15056199800>) (GS)

(<https://scholar.google.com/citations?user=hKA2Q0QAAAAJ&hl=en&oi=ao>) (RG)

(https://www.researchgate.net/profile/Aldes_Lesbani) (Publons)

(<https://publons.com/researcher/3639719/aldes-lesbani/>)

Vice Editor-in-Chief



Hendrik Oktendy Lintang, Dr.

Indonesian Chemical Society, **INDONESIA**

(Scopus) (<https://www.scopus.com/authid/detail.uri?authorId=36496933500>) (GS)

(<https://scholar.google.com/citations?hl=en&user=6vLzzScAAAAJ>) (RG)

(https://www.researchgate.net/profile/Hendrik_Lintang) (Publons)

(<https://publons.com/researcher/1357657/hendrik-oktendy-lintang/>)

Section Editors



Dodi Devianto, Dr.

Universitas Andalas, **INDONESIA**

(Scopus) (<https://www.scopus.com/authid/detail.uri?authorId=56747957200>) (GS)

(<https://scholar.google.com/citations?hl=en&user=du9sskAAAAAJ>)

Tarmizi Taher, Dr.

**Institut Teknologi Sumatera, INDONESIA**

(Scopus) (<https://www.scopus.com/authid/detail.uri?authorId=56104271500>)
 (<https://scholar.google.com/citations?hl=en&user=TJYrMMEAAAAJ>)
 (https://www.researchgate.net/profile/Tarmizi_Taher2)
 (<https://publons.com/researcher/3799190/tarmizi-taher/>)

**Fitri Maya Puspita, Dr.**Universitas Sriwijaya, **INDONESIA**


(Scopus) (<https://www.scopus.com/authid/detail.uri?authorId=55761767800>) (GS)
 (<https://scholar.google.com/citations?hl=en&user=UwS2LIgAAAAJ>) (RG)
 (https://www.researchgate.net/profile/Fitri_Puspita) (Publon)
 (<https://publons.com/researcher/1540904/fitri-maya-puspita-unsri/>)

**Neza Rahayu Palapa, Dr.**Universitas Sriwijaya, **INDONESIA**


(Scopus) (<https://www.scopus.com/authid/detail.uri?authorId=57204586233>) (GS)
 (<https://scholar.google.com/citations?hl=en&user=qYdcP7AAAAAJ>) (RG)
 (https://www.researchgate.net/profile/Neza_Palapa)

**Mohammad Basyuni, Prof. Dr.**Universitas Sumatera Utara, **INDONESIA**


(Scopus) (<https://www.scopus.com/authid/detail.uri?authorId=15055287200>) (GS)
 (<https://scholar.google.com/citations?hl=en&user=mudoMJ4AAAAAJ>) (RG)
 (https://www.researchgate.net/profile/Mohammad_Basyuni) (Publon)
 (<https://publons.com/researcher/1654147/mohammad-basyuni/>)

Editorial Boards**Ambara Rachmat Pradipta, Dr.**Tokyo Institute of Technology, **JAPAN**

(Scopus) (<https://www.scopus.com/authid/detail.uri?authorId=36185578800>) (GS)
 (<https://scholar.google.com/citations?hl=en&user=nn7hLJwAAAAAJ>) (RG)
 (https://www.researchgate.net/profile/Ambara_Pradipta)


**Bidyut Saha, Prof. Dr.**The University of Burdwan, **INDIA**

(Scopus) (<https://www.scopus.com/authid/detail.uri?authorId=24459083100>) (GS)
 (https://scholar.google.com/citations?hl=en&user=IG27makAAAAAJ&view_op=list_works&sortby=pubdate) (RG)
 (https://www.researchgate.net/profile/Bidyut_Saha)

**Fabien Silly, Dr.**CEA Saclay, **FRANCE**


(Scopus) (<https://www.scopus.com/authid/detail.uri?authorId=6602946333>) (GS)
 (<https://scholar.google.com/citations?hl=en&user=r3VUHjgAAAAAJ>) (RG)
 (https://www.researchgate.net/profile/Fabien_Silly)

Supa Hannongbua, Prof. Dr.



Kasetsart University, **THAILAND**


(Scopus) (<https://www.scopus.com/authid/detail.uri?authorId=57214859856>)
(<https://scholar.google.com/citations?user=xLnUW7EAAAAJ&hl=en&oi=ao>)



Iskhaq Iskandar, Prof. Dr.

Universitas Sriwijaya, **INDONESIA**


(Scopus) (<https://www.scopus.com/authid/detail.uri?authorId=8637688700>) (GS)
(<https://scholar.google.com/citations?hl=en&user=x4514csAAAAJ>) (RG)
(https://www.researchgate.net/profile/Iskhaq_Iskandar) (Publon)
(<https://publons.com/researcher/2818598/iskhaq-iskandar/>)



Faheem K. Butt, Dr.

University of Education, **PAKISTAN**


(Scopus) (<https://www.scopus.com/authid/detail.uri?authorId=37076592700>) (GS)
(<https://scholar.google.com/citations?hl=en&user=raetpZoAAAAJ>) (RG)
(https://www.researchgate.net/profile/Faheem_Butt)



Ivandini T. Anggraningrum, Prof. Dr.

Universitas Indonesia, **INDONESIA**


(Scopus) (<https://www.scopus.com/authid/detail.uri?authorId=6506022840>) (GS)
(<https://scholar.google.com/citations?hl=en&user=ZLC8oXgAAAAJ>) (RG)
(https://www.researchgate.net/profile/Tribidasari_Anggraningrum_Ivandini)



Roland Tomašiūnas, Prof. Dr.

Vilnius University, **LITHUANIA**


(Scopus) (<https://www.scopus.com/authid/detail.uri?authorId=6603738091>)



Khairul Basar, Dr.

Institut Teknologi Bandung, **INDONESIA**


(Scopus) (<https://www.scopus.com/authid/detail.uri?authorId=8913123600>) (GS)
(<https://scholar.google.com/citations?hl=en&user=Q75lj6IAAAAAJ>) (RG)
(https://www.researchgate.net/profile/Khairul_Basar)



Ammar Z. Alshemary, Dr.

Karabuk Universitesi, **TURKEY**

(Scopus) (<https://www.scopus.com/authid/detail.uri?authorId=55503590800>) (GS)
(<https://scholar.google.com/citations?user=pHyZRpAAAAAJ&hl=en&oi=ao>)




Lusi Safriani, Dr.

Universitas Padjadjaran, **INDONESIA**


(Scopus) (<https://www.scopus.com/authid/detail.uri?authorId=14919712300>) (GS)
(<https://scholar.google.com/citations?hl=en&user=2Q8yawsAAAAJ>) (RG)
(https://www.researchgate.net/profile/Lusi_Safriani)

Norma Alias, Assoc. Prof. Dr.



Universiti Teknologi Malaysia, **MALAYSIA**


(Scopus) (<https://www.scopus.com/authid/detail.uri?authorId=22733403000>)
 (<https://scholar.google.com/citations?user=89hAxiEAAAAJ&hl=en>)
 (https://www.researchgate.net/profile/AP_Dr_Norma_Alias)



Weidong Yu, Prof.

Sun Yat-Sen University, **CHINA**


(Scopus) (<https://www.scopus.com/authid/detail.uri?authorId=36657972500>) (GS)
 (<https://scholar.google.com/citations?user=bAQMkakAAAAJ&hl=en&oi=ao>)



Siti Aisyah Nurjannah, Dr.

Universitas Sriwijaya, **INDONESIA**


(Scopus) (<https://www.scopus.com/authid/detail.uri?authorId=57190066896>) (GS)
 (<https://scholar.google.com/citations?user=Inclz0UAAAAJ&hl=en&oi=ao>)



Rino R. Mukti, Dr.

Institut Teknologi Bandung, **INDONESIA**

(Scopus) (<https://www.scopus.com/authid/detail.uri?authorId=12244105600>) (GS)
 (https://scholar.google.com/citations?hl=en&user=y_3Vdi4AAAAJ) (RG)
 (https://www.researchgate.net/profile/Rino_Mukti) (Publon)
 (<https://publons.com/researcher/1357077/rino-mukti/>)



R. Dwi Susanto, Dr.

University of Maryland, **UNITED STATES OF AMERICA**

(Scopus) (<https://www.scopus.com/authid/detail.uri?authorId=55664987200>) (GS)
 (<https://scholar.google.com/citations?hl=en&user=xony5H4AAAAJ>)



Siew Ling Lee, Assoc. Prof. Dr.

Universiti Teknologi Malaysia, **MALAYSIA**

(Scopus) (<https://www.scopus.com/authid/detail.uri?authorId=57193482292>) (GS)
 (<https://scholar.google.com/citations?hl=en&user=gpcclcvgAAAAJ>) (RG)
 (https://www.researchgate.net/profile/Siew_Lee3)



Tri Atmojo Kusmayadi, Prof. Dr.

Universitas Sebelas Maret, **INDONESIA**

(Scopus) (<https://www.scopus.com/authid/detail.uri?authorId=55151149300>) (GS)
 (<https://scholar.google.com/citations?hl=en&user=GPbtAsUAAAAJ>) (RG)
 (https://www.researchgate.net/profile/Kurnia_Atmojo)



Wamiliana, Prof. Dr.


Universitas Lampung, **INDONESIA**

(Scopus) (<https://www.scopus.com/authid/detail.uri?authorId=36053853700>) (GS)
 (<https://scholar.google.com/citations?hl=en&user=v4sjk3cAAAAJ>) (RG)
 (https://www.researchgate.net/profile/Wamiliana_Wamiliana2)


Siti Suzlin Binti Supadi, Dr.

University of Malaya, **MALAYSIA**

(Scopus) (<https://www.scopus.com/authid/detail.uri?authorId=24450952300>)



(<https://scholar.google.com/citations?hl=en&user=uYYbIVoAAAAJ>)




Agus Santoso, Dr.

University of New South Wales, **AUSTRALIA**

(Scopus) (<https://www.scopus.com/authid/detail.uri?authorId=36841957400>) (GS)

(https://scholar.google.com/citations?hl=en&user=12P_998AAAAJ)



M. Lutfi Firdaus, Prof. Dr.


Universitas Bengkulu, **INDONESIA**

(Scopus) (<https://www.scopus.com/authid/detail.uri?authorId=56426642700>) (GS)

(<https://scholar.google.com/citations?hl=en&user=6rtZ49cAAAAJ>) (RG)

(https://www.researchgate.net/profile/M_Firdaus) (Publons)

(<https://publons.com/researcher/1528530/m-lutfi-firdaus/>)




Eko Siswanto, Dr.

Research Institute for Global Change, JAMSTEC, **JAPAN**

(Scopus) (<https://www.scopus.com/authid/detail.uri?authorId=8668728200>) (GS)

(<https://scholar.google.com/citations?user=15lcSMkAAAAJ&hl=en&oi=ao>)




M. Yusup Nur Khakim, Dr.

Universitas Sriwijaya, **INDONESIA**

(Scopus) (<https://www.scopus.com/authid/detail.uri?authorId=55466639800>) (GS)

(<https://scholar.google.com/citations?hl=en&user=g9z7YP0AAAAJ>) (RG)

(https://www.researchgate.net/profile/Mokhamad_Yusup_Nur_Khakim)




Budhi Arta Surya, Dr.

Victoria University of Wellington, **NEW ZEALAND**

(Scopus) (<https://www.scopus.com/authid/detail.uri?authorId=15756212800>) (GS)

(<https://scholar.google.com/citations?user=Y-D5sLIAAAAJ&hl=en&oi=ao>)




Zati Aqmar Zaharudin, Dr.

Universiti Teknologi MARA, **MALAYSIA**

(Scopus) (<https://www.scopus.com/authid/detail.uri?authorId=55140797700>) (GS)

(<https://scholar.google.com/citations?hl=en&user=jJ0ePnIAAAAAJ>)




Ananda Putra, Dr.

Universitas Negeri Padang, **INDONESIA**

(Scopus) (<https://www.scopus.com/authid/detail.uri?authorId=14919803200>) (GS)

(<https://scholar.google.com/citations?hl=en&user=2Ylaaq8AAAAJ>)




Yan Du, Prof.

South China Sea Institute of Oceanology, CAS., **CHINA**

(Scopus) (<https://www.scopus.com/authid/detail.uri?authorId=55762732700>) (GS)


(<https://scholar.google.com/citations?user=uEuE73sAAAAJ&hl=en&oi=ao>)

**Rahmat Hidayat, Dr.**Institut Pertanian Bogor, **INDONESIA**

(Scopus)

(https://www.scopus.com/authid/detail.uri?authorId=7003420834)

(https://scholar.google.com/citations?hl=en&user=5JoiSBwAAAAJ)

**Adibah Shuib, Assoc.Prof. Dr.**Universiti Teknologi MARA, **MALAYSIA**

(Scopus)

(https://www.scopus.com/authid/detail.uri?authorId=55139559300)

(GS)

(https://scholar.google.com/citations?user=XccJ_-QAAAAJ&hl=en&oi=ao)

Journal Menu

Aims & scopes (https://sciencetechindonesia.com/index.php/jsti/aimsandscope)

Editorial Board (https://sciencetechindonesia.com/index.php/jsti/about/editorialTeam)

Indexing (https://sciencetechindonesia.com/index.php/jsti/absindex)

Reviewer Acknowledgement (https://sciencetechindonesia.com/index.php/jsti/reacknow)

Copyright Notice (https://sciencetechindonesia.com/index.php/jsti/copyright)

Scopus Database (https://www.scopus.com/sourceid/21101040666)

CrossMark Policy (https://sciencetechindonesia.com/index.php/jsti/crossmarkpolicy)

Conference Collaboration (https://sciencetechindonesia.com/index.php/jsti/confer)

Site Statistic (https://statcounter.com/p11376749/?guest=1)

Submission Process

Author Guideline (https://sciencetechindonesia.com/index.php/jsti/gias)

Publication ethics (https://sciencetechindonesia.com/index.php/jsti/ethics)

Plagiarism Policy (https://sciencetechindonesia.com/index.php/jsti/plagiarism)

Peer Review Process (https://sciencetechindonesia.com/index.php/jsti/peerreviewprocess)

Article Processing Charge (https://sciencetechindonesia.com/index.php/jsti/apcs)

 [Manuscript Template \(https://sciencetechindonesia.com/index.php/jsti/template\)](https://sciencetechindonesia.com/index.php/jsti/template)

© [Copyright Transfer \(https://sciencetechindonesia.com/index.php/jsti/cta\)](https://sciencetechindonesia.com/index.php/jsti/cta)

Popular Articles

Review of The Effectiveness of Plant Media Extracts in Barium Hexaferrite Magnets (BaFe₁₂O₁₉)
(<https://sciencetechindonesia.com/index.php/jsti/article/view/270>)

 354



Structural Stability of Ni/Al Layered Double Hydroxide Supported on Graphite and Biochar Toward Adsorption of Congo Red (<https://sciencetechindonesia.com/index.php/jsti/article/view/303>)

 329



Pre-Formulation Study on The Preparation of Skin Cosmetics
(<https://sciencetechindonesia.com/index.php/jsti/article/view/320>)

 328



Determining the Credit Score and Credit Rating of Firms using the Combination of KMV-Merton Model and Financial Ratios (<https://sciencetechindonesia.com/index.php/jsti/article/view/290>)

 324



Determination The Coefficient of Restitution in Object as Temperature Function in Partially Elastic Collision Using Phyphox Application on Smartphone
(<https://sciencetechindonesia.com/index.php/jsti/article/view/187>)

 320



Visitor and Statistic

 ID 29,919	 PH 709
 US 3,903	 NG 553
 IN 3,731	 JP 367
 CN 1,388	 TH 299
 MY 945	 IR 241

Pageviews: 124,095



(<http://s05.flagcounter.com/more/J0m>)



Publisher

Research Center of Inorganic Materials and Coordination Complexes, FMIPA Universitas Sriwijaya

Contact Info

E-mail: admin@sciencetechindonesia.com

E-mail: sciencetechindonesia@gmail.com

Copyright © 2021 Science and Technology Indonesia

Articles copyright © the authors. Distributed under the terms of the Creative Commons Attribution-NonCommercial-ShareAlike 4.0 International License

Citations

0

La 1-8



Abstract View : 179

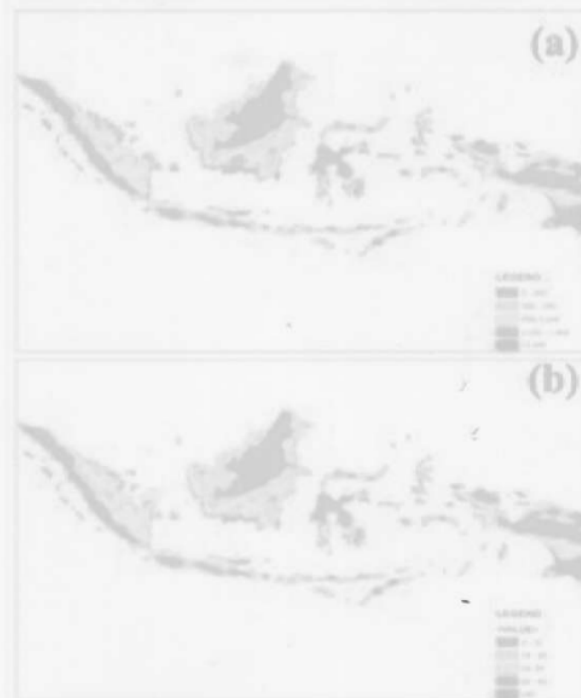


Download :1



10.26554/sti.2022.7.1.1-4

FULL TEXT PDF



The Impact of Climate Change on Cooling Energy Demand in Indonesia Based on Representative Concentration Pathways (RCP) Scenarios

Desak Putu Okta Veanti, Rista Hernandi Virgianto, I Gusti Ayu Putu Putri Astiduari

Citations

0

La 9-16



Abstract View : 170



Download :1



10.26554/sti.2022.7.1.9-11

Citations

0

LA 17-21



Abstract View : 165



Download :1



10.26554/sti.2022.7.1.17-2

FULL TEXT PDF



Potential of Polyisoprenoid of Mangroves as Antimicrobial and Anticancer: A Bibliometric Analysis

Sumardi Sumardi, Masfria Masfria, Mohammad Basyuni, Abdi Wira Septama

Citations

0

LA 22-28



Abstract View : 149



Download :1



10.26554/sti.2022.7.1.22-2

FULL TEXT PDF




 Abstract View : 137

 Download :1

 10.26554/sti.2022.7.1.29-3

FULL TEXT PDF



Vertical Chlorophyll-a Concentration Profiles Observed on The Western Coast of Northern Sumatera During the 2017 Northeast Monsoon

Iskhaq Iskandar, Qurnia Wulan Sari, Aan Johan Wahyudi, Afdal, Wijaya Mardiansyah

 Citations 0

 36-40

 Abstract View : 125

 Download :

 10.26554/sti.2022.7.1.36-4

FULL TEXT PDF

Citations

0

41-48



Abstract View : 141



Download : 1



10.26554/sti.2022.7.1.41-48

FULL TEXT PDF

Status of Subur	C-RAN and Fair Network Models		The New		Improved Models		Two-Part Tariff	
	Case 1	Case 2	Case 1	Case 2	Case 1	Case 2	Case 1	Case 2
Model Class	MINLP	MINLP	NLP	NLP	NLP	NLP	NLP	NLP
Size	Local	Local	Local	Local	Local	Local	Local	Local
Objective	Optimal	Optimal	Optimal	Optimal	Optimal	Optimal	Optimal	Optimal
Suboptimality	1	1	2	5	1	1	1	2
Execution	0	0	0	0	0	0	0	0
Execution	100	100	100	70	70	70	70	70
Execution Subur Status								
Best Objective	1	1	0	0	0	0	0	0
Upper Bound	0	0	0	0	0	0	0	0
UB (UB)	00	00	00	71	00	71	00	00
UB (UB)	0	0	0	0	0	0	0	0

Validation of Improved Dynamic Spectrum and Traffic Management Models of Internet Pricing of Fair DSL-LTE Multiple QoS Network

Fitri Maya Puspita, Syalia Arda, Robinson Sitepu, Yunita, Evi Yuliza, Sisca Oktarina, Sugandi Yahdin

Citations

0

49-57



Abstract View : 92



Download :



10.26554/sti.2022.7.1.49-57

FULL TEXT PDF



Citations

0

58-66



Abstract View : 106



Download :

10.26554/sti.2022.7.1.58-66

FULL TEXT PDF



Coefficient Bound of a New Generalized Class of Tilted Analytic Univalent Functions

Abdullah Yahya, Mohd Najir Tokachil, Hasilatul Hana Hamzah, Shahriel Mohd Saifullah Pirman,...

Citations

0

67-72



Abstract View : 114



Download :

10.26554/sti.2022.7.1.67-72

FULL TEXT PDF



Citations

0

67-72



Abstract View : 112




Download :



10.26554/sti.2022.7.1.67-72

FULL TEXT PDF



Effect of Plasticizer and Concentration on Characteristics of Bioplastic Based on Cellulose Acetate from Kapok (*Ceiba pentandra*) Fiber

Rahmatullah, Rizka Wulandari Putri, Muhammad Rendana,
Untung Waluyo, Tedi Andrianto

Citations

0



73-83



Abstract View : 189



Download :



10.26554/sti.2022.7.1.73-83

FULL TEXT PDF



Effect of Plasticizer and Concentration on Characteristics of Bioplastic Based on Cellulose Acetate from Kapok (*Ceiba pentandra*) Fiber

Rahmatullah, Rizka Wulandari Putri, Muhammad Rendana,
Untung Waluyo, Tedi Andrianto

Citations

0

73-83

Abstract View : 190

Download :

10.26554/sti.2022.7.1.73-83

FULL TEXT PDF



A Simulation Study on The Simulated Annealing Algorithm in Estimating The Parameters of Generalized Gamma Distribution

Amani A Idris, Sabri Shamsul Rijal Muhammad

Citations

0

84-90

Abstract View : 128

Download :

Abstract View : 165

Download :1

10.26554/sti.2022.7.1.91-9

FULL TEXT PDF



Set Covering Model Using Greedy Heuristic Algorithm to Determine The Temporary Waste Disposal Sites in Palembang

Putra Bahtera Jaya Bangun, Sisca Octarina, Rizka Aniza, Laila Hanum, Fitri Maya Puspita, Siti...

Citations

0

98-105

Abstract View : 162

Download :1

10.26554/sti.2022.7.1.91-9

Set Covering Model Using Greedy Heuristic Algorithm to Determine The Temporary Waste Disposal Sites in Palembang

Putra Bahtera Jaya Bangun¹, Sisca Octarina^{1,2*}, Rizka Aniza¹, Laila Hanum³, Fitri Maya Puspita¹, Siti Suzlin Supadi⁴

¹Mathematics Department, Faculty of Mathematics and Natural Sciences, Sriwijaya University, Palembang, 30662, Indonesia

²Graduate School of Science, Faculty of Mathematics and Natural Sciences, Sriwijaya University, Palembang, 30662, Indonesia

³Biology Department, Faculty of Mathematics and Natural Sciences, Sriwijaya University, Palembang, 30662, Indonesia

⁴Institute of Mathematical Sciences, University of Malaya, Kuala Lumpur, 50603, Malaysia

*Corresponding Author e-mail: sisca_octarina@unsri.ac.id

Abstract

Optimizing the facility location has a vital role in providing services to the community. This study aims to determine the Temporary Waste Disposal Site (TWDS) in Sako District, Palembang City. The distance data between each TWDS in Sako District is used to formulate the Set Covering model, consisting of the Set Covering Location Problem (SCLP) model and the p -Median Problem model. The classical approach is made by solving both models using Lingo 18.0 software. The Greedy Heuristic algorithm is used as the heuristic approach. Based on the results and discussion, Sako District consists of 4 Villages and 9 TWDS. The SCLP and p -Median Problem models with LINGO 18.0 software and the Greedy Heuristic algorithm show a difference. The study results suggest using the optimal solution resulting from the Greedy Heuristic algorithm because it can meet all requests in Sako District. Research shows that there are six optimal TWDS in Sako District. We recommend adding 14 additional TWDS facilities in Sako District to serve all requests.

Keywords

Facility Location, Temporary Waste Disposal Site, Set Covering Model, Greedy Heuristic Algorithm

Received: 28 October 2021, Accepted: 17 January 2022

<https://doi.org/10.26554/STI.2022.7.1.98-105>

1. INTRODUCTION

Rapid population growth makes Indonesia ranks 4th in population density (Tjandjaja et al., 2016). One of the impacts of population density is the waste problem. Waste is no longer used or leftover materials and objects that are not useful and thrown away by people everywhere. To overcome indiscriminate waste disposal, the government provides Temporary Waste Disposal Sites (TWDS) facilities. TWDS is a facility that every region must own in Indonesia to maintain environmental cleanliness.

This study discusses the TWDS placement in the Sako District. According to the Sako District Strategic Plan (2019), Sako District consists of many housing complexes and has inadequate TWDS for the community. It is necessary to optimize the location of TWDS so that people can dispose of their waste in its place. The problem of processing and transporting waste in Palembang City is regulated by the Palembang City Environment and Hygiene Service (DLHK). DLHK is in charge of managing hygiene issues. According to DLHK, there are nine official TWDS in Sako District. The government has obstacles in placing the location of TWDS. This study attempts to as-

sist and facilitate the selection of TWDS. Optimizing location placement is part of the Optimization problem, especially the Set Covering Problem (SCP) (Puspita et al., 2019).

SCP is a problem of integer programming to optimize the number and allocation of facility location points (Kwon et al., 2020). SCP in daily life includes allocating machines to the given task, assigning jobs to workers, optimizing the facility location to obtain optimal results, assigning garbage vehicle routes to the garbage collection site to optimize the distance and required costs, and others (Cordeau et al., 2019; Octarina et al., 2020; Setiadi et al., 2019a; Setiadi et al., 2019b; Te and Kim, 2016). SCP has several problems, including Set Covering Location Problem (SCLP) and the p -Median Problem (Amarilies et al., 2020; Dzator and Dzator, 2015; Karatas et al., 2017). SCLP aims to determine the optimum number of facilities from several available facilities (Crawford et al., 2015; Puspita et al., 2019). The p -Median Problem minimizes the total distance or time or average travel costs to the facility so that it is possible to make an optimal choice (Tao et al., 2018).

One of the heuristic algorithms for solving SCP is the Greedy Heuristic algorithm. Greedy Heuristic Algorithm is

an algorithm that chooses the best solution for the facilities located at each step. According to Amarilis et al. (2020), the Greedy Heuristic algorithm is the most feasible way to get a problem solution from the SCLP model and p -Median Problem. There are several steps to apply the Greedy Heuristic algorithm, including finding candidates that include requests, then looking for facilities to make replacements, if and only if more than one facility has been allocated. This algorithm removes every selected candidate and replaces it with every non-selected candidate location. According to Syakina and Aurdian (2021), the Greedy Heuristic algorithm is a heuristic method that finds the optimal solution for large-scale and complicated problems. Determination of the TWDS location is completed using the exact approach and developed by the heuristic method to produce a more precise and faster solution.

Several previous studies related to SCP, especially in determining the public facility location, have been done (Ahmadi-javid et al., 2017; Ardiansyah and Mardigan, 2019; Galik and Fonz, 2019; Karatas and Yakici, 2018; Silva and Cunha, 2017; Sitepu et al., 2019a; Sitepu et al., 2019b). Meanwhile, research on Greedy Heuristics has been carried out by Min and Xu (2010) and Amarilis et al. (2020). Amarilis et al. (2020) used the Greedy Heuristic Algorithm to determine the public facility location and stated that this algorithm could provide an accurate optimal solution. So far, researches on SCP have focused solely on modeling and classical solutions (Ahmadi-javid et al., 2017; Hameem et al., 2019; Khandor and Desmetre, 2019; Lauter et al., 2017; Wolf, 2019). A few researchers focused on heuristic solutions. Therefore, this research is aimed to complete the Set Covering model with the Greedy Heuristic algorithm to obtain the optimal TWDS location in Sako District, Palembang City.

2. METHODS

In this section, we discussed the method used in this research. A brief discussion of model SCLP, p -Median Problem, and a short description of the Greedy Heuristic algorithm can be seen in this section. The steps of this research are listed as follows:

1. Collect the names of TWDS in Sako District from DLHK Palembang City.
2. Measure the distance between each TWDS in Sako District, Palembang City using Google Maps.
3. Define variables and parameters for the SCLP model and p -Median Problem.
4. Formulate the SCLP and the p -Median Problem model.
5. Solve the SCLP and the p -Median Problem model using LINGO 18.0 software.
6. Implement the Greedy Heuristic Algorithm to solve the model.
7. Analyze the solution.

2.1 Set Covering Location Problem (SCLP)

SCLP is a problem in the distribution system that aims to find the optimal number of facility locations to serve all demand

points (Sitepu et al., 2019b). The SCLP model can be written as follows:

Minimize

$$Z_{SCLP} = \sum_{j \in J} a_j \quad (1)$$

Subject to

$$\sum_{j \in J} a_j \geq 1, \forall i \in I \quad (2)$$

$$a_j \in \{0, 1\}, \forall j \in J \quad (3)$$

Where

Z_{SCLP} = the number of facility location

I = the set of demand location

J = the set of facility location

$a_j = \begin{cases} 1; & \text{if a TWDS is located at } j\text{-th location} \\ 0; & \text{otherwise} \end{cases}$

The objective function (1) minimizes the number of facility locations. Constraint (2) ensures that at least one facility meets each request point, and constraint (3) states that the decision variables are binary.

2.2 p -Median Problem

One of the fundamental problems of discrete location theory to determine point p in a facility such that the sum of the distances from other points to the nearest chosen point p is minimal is called the p -Median Problem. The p -Median Problem search is carried out across a finite set of points. The p -Median Problem aims to determine the point p (center) with the sum of the distances from n demand point to the nearest p center (Tao et al., 2019). According to Ahmadi-javid et al. (2017), the mathematical formulation of the p -Median Problem model can be written as follows: Minimize

$$Z_{p\text{-Median}} = \sum_{i \in I} \sum_{j \in J} d_{ij} b_{ij} \quad (4)$$

Subject to

$$\sum_{j \in J} b_{ij} = 1, \forall i \in I \quad (5)$$

$$\sum_{j \in J} a_j = p \quad (6)$$

$$b_{ij} \leq a_j, \forall i \in I, \forall j \in J \quad (7)$$

$$a_j \in \{0, 1\}, b_{ij} \in \{0, 1\} \quad (8)$$

with

$Z_{p\text{-Median}}$ = minimum distance from demand location to facility location

I = the set of demand location

J = the set of facility location

p = number of facility

d_{ij} = distance between i and j location

$a_j = \begin{cases} 1; & \text{if a facility is located at } j\text{-th location} \\ 0; & \text{otherwise} \end{cases}$

$b_{ij} = \begin{cases} 1; & \text{if a demand in } i \text{ location is located at } j\text{-th location} \\ 0; & \text{otherwise} \end{cases}$

2.3 Greedy Heuristic Algorithm

The Greedy Heuristic Algorithm is one of the algorithms used to solve optimization problems. Greedy's algorithm aims to locate facilities without capacity, known as deletion. This algorithm is executed by determining the optimal facility location point. Determining the optimal point is defined as the marginal cost of the objective function when each double route of transportation is removed from the facility location (Katayama, 2019). This algorithm is the most feasible way to generate solutions from the SCLP and p -Median Problem model. There are several steps in Greedy Heuristic Algorithm, including determining candidate sites that include demands, then looking for facilities to make replacements, if and only if more than one facility has been located.

The Greedy Heuristic Algorithm uses a model from SCLP. The steps in the Greedy Heuristic algorithm to get the optimal solution are

1. If $c_i = 0, \forall i, a_i = 1$, where c_i is the objective function coefficient, then eliminate all constraints a_i which has a coefficient of 1.
2. If $c_i > 0, \forall i$ and a_i have no coefficient 1 in any remaining constraints, then $a_i = 0$.
3. For the remaining variables, calculate $\frac{c_i}{d_i}$ where d_i is the number of constraints a_i , which appears with a coefficient of 1. Choose the minimum variable $\frac{c_i}{d_i}$ and the set a_i has a coefficient of 1.
4. If there are no more constraints, all variable sets remaining 0 are terminated; otherwise, repeat Step (1).

3. RESULTS AND DISCUSSION

The list of villages names, TWDS names, and the distance between each TWDS can be seen in Tables 1 and 2.

Table 1 describes the TWDS names in each village in Sako District. Sukamaju Village has 3 TWDS, namely TWDS Ganda Subrata in front of Yuka Housing, TWDS Pusri Sukamaju Housing, and TWDS Vila Kenten Complex. Meanwhile, Sako Village has 2 TWDS, namely TWDS BSD Complex and TWDS Griya Musi Sako Market. Sialang Village has 3

Table 1. The List of Villages and TWDS Names

Villages Names	TWDS Names
Sukamaju Village	TWDS Ganda Subrata in front of Yuka Housing
	TWDS Pusri Sukamaju Housing
	TWDS Vila Kenten Complex
Sako Village	TWDS BSD Complex
	TWDS Griya Musi Sako Market
Sialang Village	TWDS Behind Satelit Murni Market
	TWDS East Musi Raya Street
Sako Baru Village	TWDS West Musi Raya Street
	TWDS North Musi Raya Street

TWDS, namely TWDS Behind Satelit Murni Market, TWDS East Musi Raya Street, and TWDS West Musi Raya Street. Sako Baru Village has 1 TWDS, namely TWDS North Musi Raya Street.

The definition of variables and parameters for TWDS and Villages in Sako District can be seen in Table 2. Table 2 states that a_1 is TWDS Ganda Subrata in front of Yuka Housing, a_2 is TWDS Pusri Sukamaju Housing, and so on. Table 3 states the distance data between each TWDS in Sako District. According to the Regulation of the Minister of Public Works of the Republic of Indonesia Article 29 paragraph (3) regarding the Implementation of Waste Infrastructure and Facilities in the Handling of Household Waste and Types of Household Waste, the maximum distance between each TWDS is 500 meters. This distance data was obtained using Google Maps.

Table 2. Defining Variables and Parameters

Variables	Definition
a_1	TWDS Ganda Subrata in front of Yuka Housing
a_2	TWDS Pusri Sukamaju Housing
a_3	TWDS Vila Kenten Complex
a_4	TWDS BSD Complex
a_5	TWDS Behind Satelit Murni Market
a_6	TWDS North Musi Raya Street
a_7	TWDS East Musi Raya Street
a_8	TWDS West Musi Raya Street
a_9	TWDS Griya Musi Sako Market
b_1	Sukamaju Village
b_2	Sako Village
b_3	Sialang Village
b_4	Sako Baru Village

Table 3 states that d_{12} is the distance from TWDS Ganda Subrata in front of Yuka Housing (a_1) to TWDS Pusri Sukamaju Housing (a_2) is 1,800 meters, d_{13} is the distance from TWDS Ganda Subrata in front of Yuka Housing (a_1) to TWDS Vila Kenten Complex (a_3) is 1,700 meters and so on.

Table 3. Distances Between Each TWDS in Sako District

d_{ij}	1	2	3	4	5	6	7	8	9
1	0	1800	1700	4300	4900	3300	3700	3500	4200
2	1800	0	1100	3500	4100	2500	2900	2700	3400
3	1700	1100	0	3100	3600	2000	2400	2200	2900
4	4300	3500	3100	0	2800	2500	2900	2700	2600
5	4900	4100	3600	2800	0	1600	1200	1500	500
6	3300	2500	2000	2500	1600	0	450	450	950
7	3700	2900	2400	2900	1200	450	0	300	500
8	3500	2700	2200	2700	1500	450	300	0	800
9	4200	3400	2900	2600	500	950	500	800	0

3.1 Set Covering Location Problem (SCLP) Model of TWDS in Sako District

Based on Model (1)-(3), the SCLP model of TWDS in Sako District can be seen in Model (4), with Constraints (5)-(8).

$$\text{Minimize } Z_{SCLP} = a_1 + a_2 + a_3 + a_4 + a_5 + a_6 + a_7 + a_8 + a_9 \quad (9)$$

Subject to

$$a_1 \geq 1 \quad (10)$$

$$a_2 \geq 1 \quad (11)$$

$$a_3 \geq 1 \quad (12)$$

$$a_4 \geq 1 \quad (13)$$

$$a_5 + a_9 \geq 1 \quad (14)$$

$$a_6 + a_7 + a_8 \geq 1 \quad (15)$$

$$a_6 + a_7 + a_8 + a_9 \geq 1 \quad (16)$$

$$a_5 + a_7 + a_9 \geq 1 \quad (17)$$

$$a_1, a_2, a_3, a_4, a_5, a_6, a_7, a_8, a_9 \in \{0,1\} \text{ and integer} \quad (18)$$

Model (9) minimizes the number of candidate locations. Constraints (10)-(13) are the constraints for each demand point that has a distance ≤ 500 meters, and Constraint (18) states that each variable is binary. By using the LINGO 18.0 software, the optimal solution of TWDS location states that $a_1 = a_2 = a_3 = a_4 = a_8 = a_9 = 1$ which means that the candidate locations should be in 6 TWDS locations as follows:

1. TWDS Ganda Subrata in front of Yuka Housing
2. TWDS Pusri Sukamaju Housing
3. TWDS Vila Kenten Complex
4. TWDS BSD Complex
5. TWDS West Musi Raya Street
6. TWDS Griya Musi Sako Market

3.2 p -Median Problem Model of TWDS in Sako District

The p -Median Problem model uses data on the location of TWDS and the demand from the Villages in Sako District. The location of TWDS is indicated by x_j , and the location of the villages is denoted by y_i . Based on the results of the SCLP model, there are six optimal TWDS located in 4 Villages in Sako District. The p -Median Problem model is formulated according to Equation (4) and Constraints (5) to (8). The distance data from the facility point to the demand point is shown in Table 4.

Table 4. Distance Between Villages and TWDS in Sako District

d_{ij}	1	2	3	4	8	9
1	750	1100	1100	4300	3100	3600
2	4200	3300	2800	2600	800	550
3	3800	2800	2400	3500	1400	650
4	4000	3100	2600	2500	950	800

Table 4 states that d_{11} is the distance from Sukamaju Village (b_1) to TWDS Ganda Subrata in front of Yuka Housing (a_1) is 750 meters, d_{12} is the distance from Sukamaju Village (b_1) to TWDS Pusri Sukamaju Housing (a_2) is 1,100 meters, and so on. Furthermore, for the formulation of the objective function, the notation y_{ij} is used, which states the request in Village i is assigned to the j -th TWDS. The p -Median Problem model of TWDS in Sako District is stated in Model (19)-(21). Minimize

$$\begin{aligned} Z_{p\text{-Median}} = & 750b_{11} + 1100b_{12} + 1100b_{13} + 4300b_{14} + \\ & 3100b_{18} + 3600b_{19} + 4200b_{21} + 3300b_{22} + \\ & 2800b_{23} + 2600b_{24} + 800b_{28} + 550b_{29} + \\ & 3800b_{31} + 2800b_{32} + 2400b_{33} + 3500b_{34} + \\ & 1400b_{38} + 650b_{39} + 4000b_{41} + 3100b_{42} + \\ & 2600b_{43} + 2500b_{44} + 950b_{48} + 800b_{49} \end{aligned} \quad (19)$$

$$b_{11} + b_{12} + b_{13} + b_{14} + b_{18} + b_{19} = 1 \quad (20)$$

$$b_{21} + b_{22} + b_{23} + b_{24} + b_{28} + b_{29} = 1 \quad (21)$$

$$b_{31} + b_{32} + b_{33} + b_{34} + b_{38} + b_{39} = 1 \quad (22)$$

$$b_{41} + b_{42} + b_{43} + b_{44} + b_{48} + b_{49} = 1 \quad (23)$$

$$a_1 + a_2 + a_3 + a_4 + a_8 + a_9 = 6 \quad (24)$$

$$b_{11}, b_{21}, b_{31}, b_{41} \leq a_1 \quad (25)$$

$$b_{12}, b_{22}, b_{32}, b_{42} \leq a_2 \quad (26)$$

$$b_{13}, b_{23}, b_{33}, b_{43} \leq a_3 \quad (27)$$

$$b_{14}, b_{24}, b_{34}, b_{44} \leq a_4 \quad (28)$$

$$b_{18}, b_{28}, b_{38}, b_{48} \leq a_8 \quad (29)$$

$$b_{19}, b_{29}, b_{39}, b_{49} \leq a_9 \quad (30)$$

$$b_{11}, b_{12}, b_{13}, b_{14}, b_{18}, b_{19}, b_{21}, b_{22}, b_{23}, b_{24}, b_{28}, b_{29}, b_{31}, b_{32}, b_{33}, b_{34}, b_{38}, b_{39}, b_{41}, b_{42}, b_{43}, b_{44}, b_{48}, b_{49} \geq 0 \text{ and integer} \quad (31)$$

$$a_1, a_2, a_3, a_4, a_8, a_9 \geq 0 \text{ and integer} \quad (32)$$

The objective function (19) minimizes the total distance between Villages and TWDS. Constraints (20)–(24) are the constraints for demand location. Constraint (25) shows the number of facility locations. Meanwhile, Constraints (26)–(29) ensure that the demand locations correspond to the optimal TWDS from the SCLP solutions. Each variable is binary and shown in Constraints (31)–(32). The optimal distance based on the solution of p -Median Problem model is 2,750 meters with $b_{11} = b_{29} = b_{39} = b_{49} = 1$ which mean:

1. The demand in Sukamaju Village (b_1) is allocated at TWDS Ganda Subrata in front of Yuka Housing (a_1).
2. The demand in Sako Village (b_2) is allocated at TWDS Griya Musi Sako Market (a_9).
3. The demand in Sialang Village (b_3) is allocated at TWDS Griya Musi Sako Market (a_9).
4. The demand in Sako Baru Village (b_4) is allocated at TWDS Griya Musi Sako Market (a_9).

3.3 Implementation of The Greedy Heuristic Algorithm in Solving The SCP Model

Completing the SCP model used the distance data in Table 3 to obtain Tables 5 and 6. The process of implementing the Greedy Heuristic Algorithm to the model is stated as follows.

Table 5. Objective Function of SCLP Model

TWDS	1	2	3	4	5	6	7	8	9
Parameter c_i	1	1	1	1	1	1	1	1	1

The yellow line shows the TWDS in Sako District. The green line shows the parameter c_i , where c_i is the objective function coefficient of each, $i = 1, 2, 3, 4, 5, 6, 7, 8, 9$, all of which are 1.

Table 6. Constraints of SCLP Model

Constraint	a_1	a_2	a_3	a_4	a_5	a_6	a_7	a_8	a_9
First	1	0	0	0	0	0	0	0	0
Second	0	1	0	0	0	0	0	0	0
Third	0	0	1	0	0	0	0	0	0
Fourth	0	0	0	1	0	0	0	0	0
Fifth	0	0	0	0	1	0	0	0	1
Sixth	0	0	0	0	0	1	1	1	0
Seventh	0	0	0	0	0	1	1	1	1
Eighth	0	0	0	0	0	1	1	1	0
Ninth	0	0	0	0	0	0	1	0	1

Table 6 explains that the coefficient constraint with a value of 1 indicates the distance between TWDS is less than 500 meters. In comparison, the coefficient constraint with a value of 0 means the distance between TWDS is more than 500 meters.

First Iteration

Step 1

If $c_i = 0, \forall i, a_i = 1$, where c_i is objective function coefficient, $i = 1, 2, 3, 4, 5, 6, 7, 8, 9$. Eliminate all constraints where a_i has a coefficient of 1. We go to Step 2 because all values of c_i in the objective function are greater than 0.

Step 2

If $c_i > 0, \forall i$ and a_i does not have a coefficient of 1 in any of the remaining constraints then $a_i = 0$. In this step, first calculate d_i , where d_i is the number of constraints x_i with a coefficient of 1 to obtain Table 7.

Table 7. Renewal Constraints Phase 1

Constraint	a_1	a_2	a_3	a_4	a_5	a_6	a_7	a_8	a_9
First	1	0	0	0	0	0	0	0	0
Second	0	1	0	0	0	0	0	0	0
Third	0	0	1	0	0	0	0	0	0
Fourth	0	0	0	1	0	0	0	0	0
Fifth	0	0	0	0	1	0	0	0	1
Sixth	0	0	0	0	0	1	1	1	0
Seventh	0	0	0	0	0	1	1	1	1
Eighth	0	0	0	0	0	1	1	1	0
Ninth	0	0	0	0	0	0	1	0	1
d_i	1	1	1	1	2	3	4	3	3

It can be seen in Table 7, there is no constraint $a_i = 0$, so go to Step 3.

Step 3

For the remaining variables, calculate $\frac{c_i}{d_i}$ where d_i is the number of constraints a_i with a coefficient of 1. Choose the

minimum variable $\frac{c_i}{d_i}$ and the set a_i has a coefficient of 1. The calculation results can be seen in Table 8.

Table 8. Renewal Constraints Phase 2

Constraint	a_1	a_2	a_3	a_4	a_5	a_6	a_7	a_8	a_9
First	1	0	0	0	0	0	0	0	0
Second	0	1	0	0	0	0	0	0	0
Third	0	0	1	0	0	0	0	0	0
Fourth	0	0	0	1	0	0	0	0	0
Fifth	0	0	0	0	1	0	0	0	1
Sixth	0	0	0	0	0	1	1	1	0
Seventh	0	0	0	0	0	1	1	1	1
Eighth	0	0	0	0	0	1	1	1	0
Ninth	0	0	0	0	0	0	1	0	1
d_i	1	1	1	1	2	3	4	3	3
c_i	1	1	1	1	1	1	1	1	1
$\frac{c_i}{d_i}$	1	1	1	1	0.5	0.333	0.25	0.333	0.333

Columns and rows in blue show the removal of coefficient 1 and the updating of the values of d_i and $\frac{c_i}{d_i}$. As shown in Table 9, the minimum $\frac{c_i}{d_i}$ is found at a_7 , so $a_7 = 1$. Remove all constraints on a_7 which has a coefficient of 1 i.e. 6, 7, 8, dan 9. Because some constraints are removed, the values of d_i and $\frac{c_i}{d_i}$ are also updated, we got Tables 10 and 11.

Table 9. Renewal Objective Function Phase 1

TWDS	1	2	3	4	5	6	7	8	9
Parameter c_i	1	1	1	1	1	1	1	1	1
First Solution							1		

Table 10. Elimination of Constraints Phase 3

Constraint	a_1	a_2	a_3	a_4	a_5	a_6	a_7	a_8	a_9
First	1	0	0	0	0	0	0	0	0
Second	0	1	0	0	0	0	0	0	0
Third	0	0	1	0	0	0	0	0	0
Fourth	0	0	0	1	0	0	0	0	0
Fifth	0	0	0	0	1	0	0	0	1
d_i	1	1	1	1	1	0	0	0	1
c_i	1	1	1	1	1	1	1	1	1
$\frac{c_i}{d_i}$	1	1	1	1	1	0	0	0	1

In Table 10, it can be seen in the blue column showing that the deletion of a_7 resulted in the value of constraint a_6 and a_8 being 0.

Step 4

If there are no more constraints, all variable sets remaining 0 are terminated, otherwise repeat Step 1. Step 4 is not yet applicable because in the first iteration there are still many obstacles, so it is repeated to Step 1. The process continues until iteration 6 and is obtained in Table 11. Table 11 shows that there are no remaining constraints, so the iteration stops.

In this sixth iteration, there are no remaining constraints, so the iteration is complete. The optimal solutions obtained

Table 11. Renewal Objective Function Phase 1

TWDS	1	2	3	4	5	6	7	8	9
Parameter c_i	1	1	1	1	1	1	1	1	1
First Solution							1		
Second Solution						0	1	0	
Third Solution					1	0	1	0	
Fourth Solution				1	0	1	0	0	
Fifth Solution	1			1	0	1	0	0	
Sixth Solution	1			1	1	0	1	0	0
Seventh Solution	1	1		1	1	0	1	0	0
Eighth Solution	1	1	1	1	1	0	1	0	0

from the Greedy Heuristic Algorithm are $a_1 = a_2 = a_3 = a_4 = a_5 = a_7 = 1$ which mean the optimal TWDS are:

1. TWDS Ganda Subrata in front of Yuka Housing at Sukamaju Village.
2. TWDS Pusri Sukamaju Housing at Sukamaju Village.
3. TWDS Vila Kenten Complex at Sukamaju Village.
4. TWDS BSD Complex at Sako Village.
5. TWDS Behind Satelit Murni Market at Sialang Village.
6. TWDS East Musi Raya Street at Sialang Village.

After completing the SCP model with the Greedy Heuristic Algorithm, the optimal TWDS in Sukamaju, Sako, and Sialang villages is obtained, so it is necessary to recommend a new TWDS in Sako Baru Village in Sako District, Palembang City. Several other locations are still not optimal, so it is recommended that there are an additional 14 new TWDS facilities in Sako District to serve all demands.




Figure 1. The Optimal TWDS in Sako District

4. CONCLUSION

Based on the results and discussion on determining the optimal location of TWDS in Sako District, it can be concluded that

the SCLP model produces six optimal TWDS that can be used and utilized by the community in Sako District. While in the p -Median problem model, it is found that the request for 4 Villages in Sako District is placed at the closest facility locations to minimize the distance traveled. The implementation of the Greedy Heuristic Algorithm shows several differences in the optimal location obtained compared to the results of the SCP model. This study recommends the results of the Greedy Heuristic Algorithm as the optimal solution for placing TWDS in Sako District. The optimal TWDS can be seen in Figure 1. Further research can apply other heuristic methods, such as the Genetics and the Hill Climbing method. The next model can add other factors such as the capacity of TWDS and waste transportation route.

5. ACKNOWLEDGEMENT

The research or publication of this article was funded by DIPA of Public Service Agency of Sriwijaya University 2021. SP DIPA-023.17.2.677515/2021, on November 23, 2020. In accordance with the Rector's Decree Number: 0010/UN9/SK.LP 2M.PT/2021, on April 28, 2021.

REFERENCES

- Ahmadi-Javid, A., P. Seyedi, and S. S. Syam (2017). A Survey of Healthcare Facility Location. *Computers and Operations Research*, 79; 223–263
- Amarilies, H. S., A. P. Redi, I. Mufidah, and R. Nadlifatin (2020). Greedy Heuristics for The Maximum Covering Location Problem: A Case Study of Optimal Trashcan Location in Kampung Cipare-Tenjo-West Java. *IOP Conference Series: Materials Science and Engineering*, 847; 012007
- Ardiansyah, A. and Mardijah (2019). Determination of Location and Numbers of Monorail Stops in Surabaya with Max Covering Problem Model. *Journal of Physics: Conference Series*, 1373; 012035
- Berman, O., Z. Drezner, and D. Krass (2019). The Multiple Gradual Cover Location Problem. *Journal of The Operational Research Society*, 70(6); 931–940
- Çalik, H. and B. Fortz (2019). A Benders Decomposition Method for Locating Stations in a One-Way Electric Car Sharing System Under Demand Uncertainty. *Transportation Research Part B: Methodological*, 125; 121–150
- Cordeau, J. F., F. Furini, and I. Ljubić (2019). Benders Decomposition for Very Large Scale Partial Set Covering and Maximal Covering Location Problems. *European Journal of Operational Research*, 275(3); 882–896
- Crawford, B., R. Soto, N. Berríos, F. Johnson, and F. Paredes (2015). Solving The Set Covering Problem with Binary Cat Swarm Optimization. *International Conference in Swarm Intelligence*, 5; 41–48
- Devi, S., A. Fatchiya, and D. Susanto (2016). Kapasitas Kader Dalam Penyuluhan Keluarga Berencana di Kota Palembang, Provinsi Sumatera Selatan. *Jurnal Penyuluhan*, 12(2); 144–156. (in Indonesia)
- Dzator, M. and J. Dzator (2015). An Efficient Modified Greedy Algorithm for The p -Median Problem. *CQUniversity*, 1855–1861
- Karatas, M., N. Razi, and H. Tozan (2017). A Multi-Criteria Assessment of The p -Median, Maximal Coverage and p -Center Location Models. *Strojarski Facultet*, 24; 399–407
- Karatas, M. and E. Yakıcı (2018). An Iterative Solution Approach to a Multi-Objective Facility Location Problem. *Applied Soft Computing*, 62; 272–287
- Katayama, N. (2019). A Combined Fast Greedy Heuristic for The Capacitated Multicommodity Network Design Problem. *Journal of The Operational Research Society*, 70(11); 1983–1996
- Kinshat, N. and N. Petrunko (2020). Multiple Partial Discharge Diagnostics as a Set Covering Problem. *2020 International Russian Automation Conference (RusAutoCon)*; 777–781
- Kwon, Y. S., B. K. Lee, and S. Y. Sohn (2020). Optimal Location-Allocation Model for The Installation of Rooftop Sports Facilities in Metropolitan Areas. *European Sport Management Quarterly*, 20(2); 189–204
- Lutter, P., D. Degel, C. Büsing, A. M. Koster, and B. Werners (2017). Improved Handling of Uncertainty and Robustness in Set Covering Problems. *European Journal of Operational Research*, 263(1); 35–49
- Min, F. and J. Xu (2016). Semi-Greedy Heuristics for Feature Selection with Test Cost Constraints. *Granular Computing*, 1(3); 199–211
- Octarina, S., D. G. Juita, N. Eliyati, and P. B. J. Bangun (2020). Set Covering Model in Solving Multiple Cutting Stock Problem. *Science and Technology Indonesia*, 5(4); 121–130
- Sako District Strategic Plan (2019). *Rencana Strategis (Renstra) Tahun 2019 – 2023 Pemerintah Kota Palembang (Issue 01)* (in Indonesia)
- Puspita, F. M., S. Octarina, and H. Pane (2019). Pengoptimalan Lokasi Tempat Pembuangan Sementara (TPS) Menggunakan Greedy Reduction Algorithm (GRA) di Kecamatan Kemuning. *Annual Research Seminar (ARS)*, 4; 267–274. (in Indonesia)
- Silva, M. R. and C. B. Cunha (2017). A Tabu Search Heuristic for The Uncapacitated Single Allocation p -Hub Maximal Covering Problem. *European Journal of Operational Research*, 262(3); 954–965
- Sitepu, R., F. M. Puspita, and S. Romelda (2019a). Covering Based Model Dalam Pengoptimalan Lokasi IGD Rumah sakit. *Annual Research Seminar (ARS)*, 4; 261–266 (in Indonesia)
- Sitepu, R., F. M. Puspita, S. Romelda, A. Fikri, B. Susanto, and H. Kaban (2019b). Set Covering Models in Optimizing The Emergency Unit Location of Health Facility in Palembang. *Journal of Physics: Conference Series*, 1282; 012008
- Syakina, L. and S. Nurdianti (2021). Studi Literatur Analisis Distribusi Masalah Lokasi Fasilitas untuk Logistik Bantuan Kemanusiaan. *Jurnal Pijar Mipa*, 16(2); 207–214 (in Indonesia)
- Tao, Z., Q. Zheng, and H. Kong (2018). A Modified Gravity

- p -Median Model for Optimizing Facility Locations. *Journal of Systems Science and Information*, 6(5); 421-434
- Wolf, G. W. (2019). Location Covering Models: History, Applications and Advancements (Advances in Spatial Science) *International Journal of Geographical Information Science*, 633(11); 2334-2335
- Ye, H. and H. Kim (2016). Locating Healthcare Facilities Using a Network-Based Covering Location Problem. *GeoJournal*, 81(6); 875-890

Set covering Model Using Greedy

ORIGINALITY REPORT

13%
SIMILARITY INDEX

8%
INTERNET SOURCES

3%
PUBLICATIONS

4%
STUDENT PAPERS

MATCH ALL SOURCES (ONLY SELECTED SOURCE PRINTED)

3%
★ ww3.comsats.edu.pk
Internet Source

Exclude quotes Off
Exclude bibliography Off

Exclude matches Off