

4. Publikasi Arif.pdf

Reduction of iron (II) ions in synthetic acidic wastewater containing ferro sulphate using calcium carbide residu

Cite as: AIP Conference Proceedings **2085**, 020025 (2019); <https://doi.org/10.1063/1.5095003>
Published Online: 21 March 2019

Muhammad Arief Karim, Subriyer Nasir, Susila Arita Rachman, and Novia



View Online



Export Citation

ARTICLES YOU MAY BE INTERESTED IN

[In campus municipal solid waste generation and characterization, case study: Universitas Gadjah Mada, Indonesia](#)

AIP Conference Proceedings **2085**, 020002 (2019); <https://doi.org/10.1063/1.5094980>

16

[Struvite precipitation using continuous flow reactor](#)

AIP Conference Proceedings **2085**, 020005 (2019); <https://doi.org/10.1063/1.5094983>

10

[Thermolysis of instant noodle wrap plastic waste with mount Merapi ash as alternative catalyst](#)

AIP Conference Proceedings **2085**, 020004 (2019); <https://doi.org/10.1063/1.5094982>

AIP | Conference Proceedings

Get **30% off** all
print proceedings!

Enter Promotion Code **PDF30** at checkout



AIP
Publishing

Reduction of Iron (II) Ions in Synthetic Acidic Wastewater Containing Ferro Sulphate Using Calcium Carbide Residu

Muhammad Arief Karim^{1,a)}, Subriyer Nasir²⁾, Susila Arita Rachman²⁾, and Novia²⁾

¹ Chemical Engineering Department, Faculty of Engineering, Muhammadiyah University Palembang Jl. Jendral Ahmad Yani 13 Ulu Palembang, 30263, Indonesia

² Chemical Engineering Department, Faculty of Engineering, Sriwijaya University Jl. Raya Indralaya – Prabumulih KM. 32 Indralaya 30662, Indonesia

^{a)}Corresponding author: arief_karim@um-palembang.ac.id

Abstract. This paper discusses the use of calcium carbide residue to absorb iron (II) ions in acidic water. In this research, the acidic water was made synthetically using $\text{FeSO}_4 \cdot 7\text{H}_2\text{O}$ and processed by batch adsorption method using calcium carbide residue as an adsorbent. This study aims to determine the characteristics of adsorbent, adsorption capacity and removal efficiency. The concentrations of Iron (II) ions was varied between 40 and 100 mg/L, at the pH of solution of 2.5, adsorbent mass of 5 g, and stirring speed of 200 RPM. Contact time was ranged from 5 to 60 min. The experimental results show that at the 60 min contact time, calcium carbide residue was able to increase the pH from 2.5 to 12.8 and decreased the iron concentration by 99.73%. The process of adsorption of iron (II) metal ions with calcium carbide residue was fitted well with Langmuir's isotherms adsorption model.

INTRODUCTION

One of the main problems related to water resources is the decreasing availability of clean water. This problem occurred because of high-level water pollution due to increased human activity in the industrial and mining sectors. Heavy metal from industrial and mining waste that threaten the health of the population, source of life and ecological system is iron (II). The iron metal tends to accumulate in living organisms, which can trigger various diseases [1,2] and cause various health problems in living organisms [3].

There are a number of technologies that have been applied for neutralizing iron (II) ions, including adsorption, electrochemical technology [4], electrodialysis [5], and other technologies such as ultra-filtration, electrolysis, reverse osmosis and extraction [6]. Adsorption technology is most often used for industrial wastewater treatment because the design is simple, cheap, effective and efficient, and environmentally friendly. It is known that the good and efficient adsorbents in the adsorption process are activated carbon [7,8,9]. But the operating costs are relatively expensive. Hence, cheaper adsorbent materials need to be found [10,11]. A potential material that can be developed as an adsorbent material is solid waste from the welding industry that uses calcium carbide residue. Calcium carbide residue (CCR) has an alkaline pH (ranging from 12 to 13), a large surface area, fine grain, not soluble, easy to obtain, and the price is relatively cheap. Based on these characteristics, calcium carbide residue can be used as an adsorbent in removing iron (II) ions in acidic water.

The main objective of this study was to examine the ability of calcium carbide residue in removing iron (II) ions in acidic waste water. This process was done using batch adsorption process. Therefore, the equilibrium models Langmuir and Freundlich adsorption isotherms and also first-order and second-order pseudo kinetics models are studied in order to describe the adsorption mechanisms.

MATERIALS AND METHOD

Equipment and Materials

The equipment used in the laboratory experiments included shakers, magnetic stirrer, pH meter, and beaker glass. An Atomic absorption spectrometer (AAS) (Shimadzu, type ASS-3600) was used for iron analysis. The Scanning Electron Microscopy (SEM-EDX) brand Zeiss type EVO MA10 was used to observe the adsorbent surface morphology. The chemicals used in this study were synthetic acid water made from $\text{FeSO}_4 \cdot 7\text{H}_2\text{O}$ (Merck, 99.5), calcium carbide residue, and H_2SO_4 .

Adsorbent Preparation

CCR from a local welding in Palembang was dried in the sunlight and sieved into 80 mesh of particle size then soaked in distilled water for 24 h. The adsorbent was made into tablet form with a thickness of 2 mm and a diameter of 3 mm and heated using an oven at 150°C for 120 minutes. The average weight of CCR adsorbent is 0.5 g, as shown in Fig. 1.



FIGURE 1. Calcium carbide residue adsorbent.


Batch Adsorption Method

In this experiment, the acidic water used was made using $\text{FeSO}_4 \cdot 7\text{H}_2\text{O}$. The process of adsorption was done in batch systems using a beaker glass containing 100 ml of synthetic acidic water with pH of 2.5 similar with the original acid mine drainage. The initial concentration of iron (II) ions were 40, 60, 80, 100 mg/L. The weight of calcium carbide residue adsorbent was 5 g, with a range of observations was 5 to 60 minutes, then stirred using a shaker with a speed of 200 RPM. The treated of synthetic acid water was obtained by filtration using filter paper in order to separate the filtrate from adsorbent. Finally, the pH values of the filtrate were measured using a pH meter and concentration of iron (II) ions was determined using AAS Shimadzu (ASS-3600)

RESULTS AND DISCUSSION

Characterization of Calcium Carbide Residue as Adsorbent

The adsorbents were observed its morphology using Scanning Electron Microscope with 5000 times magnification. The morphology of calcium carbide residue is shown in Figure 2.

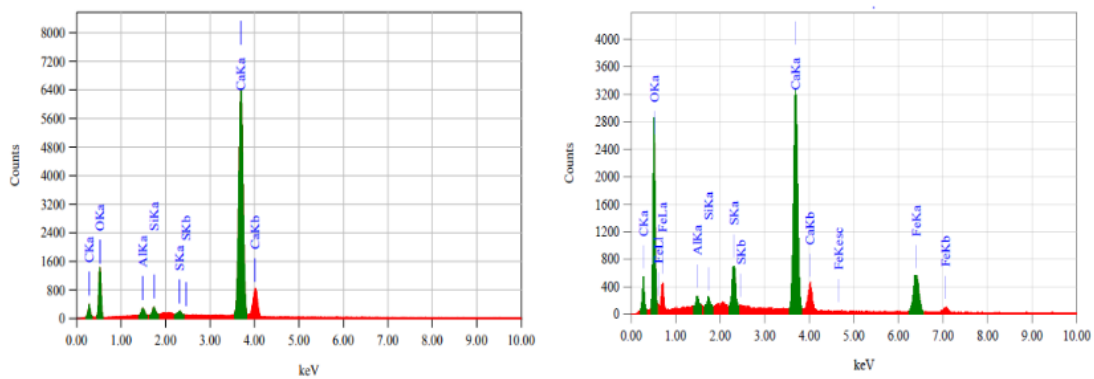


40 (a)

(b)

FIGURE 2. Morphology of the adsorbent particle surface: (a) Before adsorption and (b) After adsorption

Fig 3 shows the morphology of calcium carbide residue can be known after the adsorption process of iron (II) ions appears small particles of iron oxide. To detect the presence of iron (II) ions which appear on the surface of calcium carbide residue, the EDX analysis is performed. The results of the analysis using SEM-EDX on calcium carbide residue before and after use for the reduction of iron (II) ion concentrations are presented in Figure 3 and Table 1.



(a)

(b)

FIGURE 3. EDX image of CCR: a) Before and b) After the adsorption process

TABLE 1. Composition of calcium carbide residue adsorbents before and after adsorption

No.	Component	Composition (% Mass)	
		Before Adsorption	After Adsorption
1	Carbon, C	13.84	27.53
2	Alumina, Al ₂ O ₃	2.38	1.78
3	Silicon dioxide, SiO ₂	2.61	1.62
4	Sulfite, SO ₃	1.65	9.83
5	Calcium Oxide, CaO	79.53	38.58
6	Iron (II) Oxide, FeO	-	20.66
7	Total	100	100

From Table 1, it can be seen that after the adsorption process, iron (II) oxide (FeO) concentration increases to 20.66%. This indicates that the calcium carbide residue was able to reduce iron (II) ions in the samples. The formation of iron oxide is influenced by several factors including: pH and concentration of iron (II) ions in solution. Iron oxide

was formed from the solution of iron (II) ions through the formation of the blackish green color of Fe (OH)₂ which occurs in alkaline conditions. The iron (II) hydroxide precipitates in an alkaline condition through the reactions as shown in Eqs. (1) and (2) [9, 12].



Table 1 shows that the amount of calcium oxide (CaO) decreased because it reacts with water to form calcium hydroxide. Calcium hydroxide has a high pH value (alkaline) that increases the pH of the solution, through the reaction of Eq. (3):



The percentage of calcium oxide (42 D) in calcium carbide residue as adsorbent decreased from 79.53% to 38.58%. The neutralization reaction between sulfuric acid (H₂SO₄) and calcium hydroxide Ca(OH)₂, is shown in the reaction as shown in Eqs. (4) and (5).



Effect of Initial Concentration and Contact Time on Iron (II) Reduction

The amount of iron (II) reduction per adsorbent mass at a certain time (q_t) was calculated based on Eq. (6) [9].

$$q_t = \frac{(C_0 - C_t) \cdot V}{m} \quad (6)$$

Where, q_t is the adsorbent absorption capacity at time t; C_0 is the initial concentration of metal in solution (mg/L); C_t is the concentration of metal solution after time t (mg/L); V is the volume of the solution (L) and m is the mass of the adsorbent in the solution (g).

The amount of iron (II) adsorbed per mass of calcium carbide residue at equilibrium (q_e) of iron (II) content during the adsorption process for different initial concentrations shown in Fig. 4.

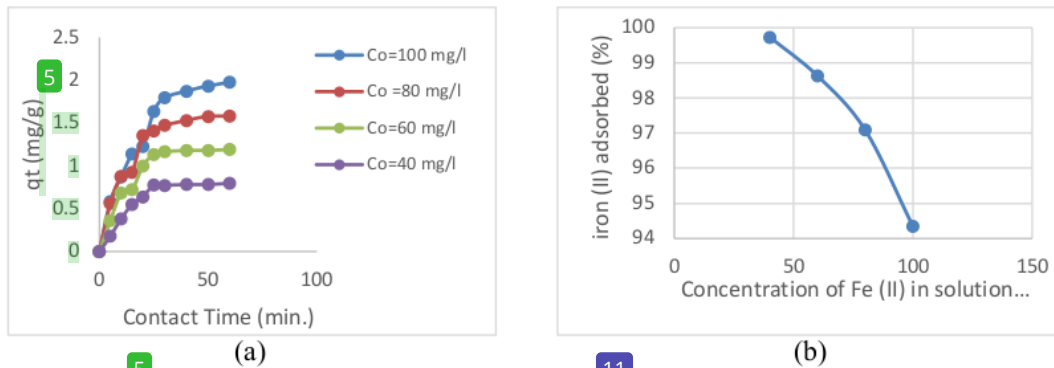


FIGURE 4. (a) Effect of contact time of the removal concentration of iron (II) (b). The effect of initial iron (II) on adsorption percentage (%)

From Fig.4, it is known that the amount of solute which is absorbed per mass of adsorbent of calcium carbide residue (q_t) increases with increasing of contact time and the initial concentration of iron (II) ions in solution. Fig. 4. also suggested that the adsorbent can absorb iron (II) to a greater concentration than used in this study. The ability of calcium carbide residue to absorb iron (II) ions has increased up to 60 minutes of contact time.

The percentage of adsorption (%) of iron (II) ions from the solution was calculated using Eq. (7) [13].

$$\text{Percent adsorption (\%)} = \frac{(C_0 - C_t)}{C_0} \times 100 \% \quad (7)$$

Where, C_0 is the initial concentration of iron (II) ions in solution (mg/L), C_t is the concentration of equilibrium iron (II) ion in solution (mg/L) after a certain time.

Effect of Initial Concentration of Iron (II) Ions in Solution on Adsorption of Iron (II) Ions

The effect of initial concentration of iron (II) ions in solution on percent adsorption of iron (II) ions using adsorbent of calcium carbide residue is presented in Fig. 5. From Fig. 5, it is showed that percent adsorption of iron (II) ions in solution decreases with increasing initial concentration of iron (II) ions in solution. The initial concentration of iron (II) ions varies from 40 mg/L to 100 mg/L. The adsorption percentage decreased from 99.73% to 94.35%, due to the increase in the initial concentration of iron (II) ions in the solution with a contact time of 60 minutes. This was expected to provide information about the number of reactive sites in calcium carbide residue pores.

Adsorption Isotherms

There are two equations used in calculating adsorption isotherms, namely Langmuir and Freundlich equations. The Langmuir equation can be seen in Eqs. (8) and (9) [8, 14, 15].

$$q_e = \frac{Q_o K_L C_e}{1 + K_L C_e} \quad (8)$$

$$\frac{1}{q_e} = \frac{1}{K_L Q_o C_e} + \frac{1}{Q_o} \quad (9)$$

The constant values Q_o and K_L are determined by plotting a graph of $\left(\frac{1}{q_e}\right)$ vs $\left(\frac{1}{C_e}\right)$ where, q_e : the number of particles adsorbed at (mg/g), C_e : equilibrium concentration of the substance in solution (mg/L), Q_o : maximum monolayer adsorption capacity (mg/g), K_L : Langmuir constant isotherm (L/mg).

According to the Freundlich isotherm adsorption model, the amount of adsorbent mass absorbed per mass of adsorbent can be expressed as a function of solute concentration, C_e according to Eqs. (10) and (11) [16].

$$q_e = K_f \cdot C_e^{\frac{1}{n}} \quad (10)$$

$$\ln q_e = \ln K_f + \frac{1}{n} (\ln C_e) \quad (11)$$

Where, K_f : Freundlich constant adsorption capacity, q_e : the amount of solute adsorbed at equilibrium (mg/g), C_e : equilibrium concentration the solute in solution (mg/L), n : is the intensity of Freundlich constant adsorption.

Figure 5(a) shows the plot of $1/q_e$ versus $1/C_e$ (Langmuir isotherm adsorption method) from the experimental data at 25 minutes of contact time. From Fig., it can be seen that the plot of $1/q_e$ vs $1/C_e$ produce a straight line with the equation, $y = 0.852x + 0.5965$ and the linear regression value R^2 is 0.9933.

Figure 5(b) shows the $\log q_e$ plot against $\log C_e$ (Freundlich isotherm adsorption method) from the experimental data at 25 minutes contact time. From Figure 5(b), it can be seen that the $\log q_e$ plot against $\log C_e$ obtained a linear line with the equation, $y = 3.6296x + 0.4266$ and the R^2 price is 0.9726 from the value $1/n$ (heterogeneity factor) greater than 1, namely 3, 6296 and K_f value of 2.6705. The full parameters are presented in Table 2.

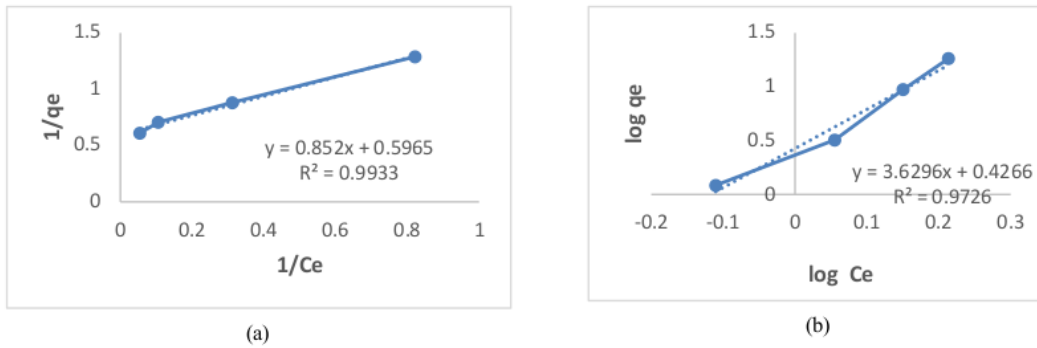


FIGURE 5. (a) Langmuir Isotherm (b) Freundlich Isotherm

TABLE 2. Parameters of Fe adsorption from linear distribution of the adsorption model of Langmuir and Freundlich isotherms

Time	Langmuir				Freundlich				
	Linear Equation	q_o	R^2	b	K_L	Linear Equation	R^2	K_F	1/n
0		-0495	0.981	222.79	9.06X10-3	Y=0.5901X+1.9171	0.8618	82.623	0.5901
5	Y=222.79 X-2.019								
10	Y=46.311X+0.063	15.87	0.7447	46.311	1.36X10-3	Y=0.9067X+1.6684	0.6759	4..601	0.9067
15	Y=15.541X+0.6083	1.64	0.9486	15.54	3.9X102	Y=1.6902X+1.5675	0.9716	36.940	1.6902
20	Y=6.4644X+0.4885	2.047	0.5348	6.464	7.5X1O2	Y=1.2444X+1.1338	0.3506	13.608	1.2444
25	Y=0.852X+0.5965	1.676	0.9933	0.852	0.7019	Y=3.6296X+0.4266	0.9726	2.6705	3.6296
30	Y=0.884X+0.4807	2.08	0.8723	0.884	0.544	Y=2.6151X+0.2851	0.8665	1.9279	2.6151
40	Y=0.596X+0.4451	2.247	0.7725	0.596	0.6862	Y=2.22829X+0.077	0.829	1.1945	2.2829
50	Y=0.6321X+0.2660	3.843	0.5568	0.632	0.4116	Y= 1.2341X-0.0331	0.5862	0.9266	1.2341
60	Y=0.0794X+0.5445	1.8365	0.9193	0.079	6.8587	Y=2.7005X-0.6313	0.956	0.2336	2.7005

From Table 2, was known that the maximum adsorption capacity, according to the Langmuir model at 15 minutes contact time is 1.640 mg / g adsorbent with an $R^2 = 0.9486$ and at 25 minutes contact time only 1.676 mg / g with an R^2 of 0.9933 and at 60 minutes contact time 1.837 mg / g and with an $R^2 = 0.9193$. Whereas for Freundlich isotherm models R^2 for contact times 0f 15, 25 and 60 minutes, the values of R^2 0.9716, 0.9726, and 0.9560 respectively.

The application of the isotherm adsorption model shows a linear relationship between the amount of adsorbed substance per gram of adsorbent and the Langmuir equation parameter and the Freundlich equation. So that the two isotherm adsorption models can be applied to the adsorption process of iron (II) ions using calcium carbide residue adsorbent. The Langmuir isotherm adsorption model at 25 minutes contact time obtained by the equation $q_e = \frac{1.1764C_e}{0.719C_e + 1}$, while the Freundlich isotherm adsorption model obtained by the equation $q_e = 2,6705C_e^{3,6296}$. The calculation indicates that the isotherm adsorption pattern in adsorbing iron (II) ions using adsorbent of calcium carbide residue follows the pattern of Langmuir and Freundlich isotherms. It because the active side of the surface of calcium carbide residue was heterogeneous and the adsorption area was occurred on the surface of adsorbent on a mono layer.

Adsorption kinetics

In order to determine the mechanism of iron (II) ions removal process using calcium carbide residue adsorbent, there are two kinetics models that are often used, namely the kinetic model of the pseudo-first order and pseudo-second order developed by Lagergren. Both models are generally used as kinetic models to determine the reaction of the adsorption system [17, 18,19]

Pseudo-first order kinetics model according to Lagergren, generally stated as Eq. (12).

$$\frac{dq_t}{dt} = k_1(q_e - q_t) \quad (12)$$

46

43

14

Where, q_e (mg/g): the amount of adsorption of Fe (II) ions per gram of adsorbent at equilibrium, q_t (mg/g): adsorption capacity at time t (min), k_1 (min⁻¹): constant rate for kinetics at the pseudo-order level. In the linear form, the pseudo first-order kinetics model can be expressed in Eq. (13).

$$\ln(q_e - q_t) = \ln q_e - k_1 t \quad (13)$$

Then a graph was made between $\ln(q_e - q_t)$, therefore the value of q_e (calculated) and k_1 were obtained. Where q_e was adsorbate (solute) capacity absorbed at equilibrium (mg/g), q_t was the amount of adsorbate (solute) absorbed at t (min), k_1 was the first order adsorption constant (minute⁻¹).

The pseudo second-order kinetics model was used to test the presence of chemical reactions on the active side of the calcium carbide residue adsorbent which controls the rate of removal of iron (II) ions in synthetic acid waste water solutions. The pseudo second-order kinetics model was stated in Eq. (14).

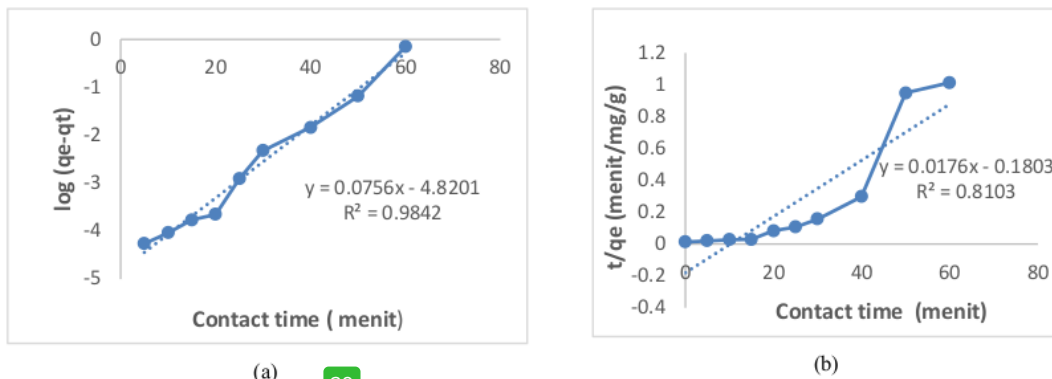
$$\frac{dt}{dt} = k_2 (q_e - q_t)^2 \quad (14)$$

31

The linear form of the pseudo second-order kinetics model was expressed in Eq. (15).

$$\frac{t}{q_t} = \frac{1}{k_2 q_e^2} + \frac{1}{q_e} t \quad (15)$$

The adsorption kinetics model can be used to determine the variables involved in adsorption and the mechanism that occurs. Figures 6(a) and 6(b) show kinetic plots for adsorption of iron (II) ions on calcium carbide residue using a pseudo-first-order, pseudo second-order model. Parameter values and correlation coefficients obtained are in Table 3.



(a)

(b)

29

Figure 6. (a) Pseudo kinetic first order. (b) Pseudo kinetic second order

TABLE 3. Linear kinetic model and correlation values (R^2)

Initial concentration C_0 (mg/L)	First order kinetic model			Second order kinetic model		
	Linear Equation	R^2	k_1	Linear Equation	R^2	k_2
100	$Y = -0.0756X + 4.8201$	0.9842	0.0756	$Y = 0.0111x - 0.1271$	0.6879	0.0111
80	$Y = -0.0787X + 4.3333$	0.9773	0.0787	$Y = 0.0176x - 0.1803$	0.8103	0.0176
60	$Y = -0.0881X + 3.9781$	0.9311	0.0881	$Y = 0.0341x - 0.3215$	0.87	0.0341
40	$Y = -0.0951X + 3.6968$	0.9186	0.0951	$Y = 0.1038x - 1.3112$	0.5333	0.1038

Table 4, shows that the Fe (II) ion adsorption model takes place according to the first-order pseudo kinetics model with $R^2 = 0.9842$, at an initial concentration of 100 mg/L, 0.9773 at a concentration of 80 mg/L, 0.9311 at a concentration of 60 mg/L and 0.9186 at a concentration of 40 mg/L, respectively. The adsorption constant (k) increasing

when the initial concentration is small, thus the adsorption kinetics model in this study is the pseudo-order 1 kinetics model means that the initial concentration of Fe (II) ion solution affects the rate of reaction.

CONCLUSIONS

Calcium carbide residue is suitable to be used as an adsorbent to reduce iron (II) ion concentration. There is a decrease of 99.73% for iron (II) with the initial concentration of 40 mg/L and 98.84% for initial concentrations of 100 mg/L. The Calcium carbide residue also can increase the pH of acidic water from 2.5 to 11.8.

The process of adsorption of Fe (II) ions by calcium carbide residue can follow the adsorption model of Langmuir and Freundlich Isotherms. The best adsorption process occurs at 25 minutes contact time with the highest R² value of 0.9933 for the equation of the Langmuir isotherm and for 0.9726 for the Freundlich Isotherm equation. The results of calculations using the equation of the adsorption model of Langmuir isotherm are obtained: $q_e = \frac{1.1764C_e}{0.719C_e + 1}$. The kinetic adsorption of Fe (II) ions in calcium carbide residue are in accordance with first order pseudo adsorption kinetics with adsorption rate constants $k_1 = 0.0756$ and $R^2 = 0.9842$ for initial concentrations of 100 mg/L, $k_1 = 0.0787$, $R^2 = 0.9773$ for initial concentrations of 80 mg/L, $k_1 = 0.0881$ and $R^2 = 0.9311$ for initial concentrations of 60 mg/L, and $k_1 = 0.0951$ and $R^2 = 0.9186$ for initial concentrations of 40 mg/L.

q_e prices continue to increase in line with the increase in pH values from pH values of 2.5 to pH 12.8, the tendency of increasing q_e prices is still visible. The optimum interaction time occurred at 25 minutes, which showed the number of Fe (II) ions adsorbed per gram of calcium carbide residue with q_e value of 19.6 mg / g for initial concentrations of 40 mg/L and 1.136 mg/L for initial concentrations of 60 mg/L. Whereas for initial concentrations of 80 mg/L and 100 mg/L, q_e prices were 1.580 mg/L and 1.977 mg/L, respectively.

REFERENCES

1. A. Akcil and S. Koldas, *J. Cleaner Prod.* **14**, 1139-1145(2006).
2. E. Erdem, N. Karapinar, and R. Donat, *J. Colloid Interface Sci.* **280**(2), 309–314(2004)
3. P. S. Kumar, C. Vincent, K. Kirthika, and K. S. Kumar, *Braz. J. Chem. Eng.* **27**(02), 339 – 346(2010).
4. T. Motsi, N. A. Rowson, and M. J. H. Simmons, *Int. J. Miner. Process.* **101**, 42–49(2011).
5. F. Damian, G. Damian, R. Lăcătușu, C. Postolache, G. Iepure, M. Jelea, and D. Năsui, *Carpathian Journal of Earth and Environmental Sciences*, **8**(4), 231-251(2013).
6. D. M. Ruthven, *Principles of adsorption and adsorption processes* (A Wiley-Interscience Publication. John Wiley & Sons, New York, 2001).
7. Y. Nleya, "Removal of Toxic Metals and Recovery of Acid from Acid Mine Drainage Using Acid Retardation and Adsorption Processes", in *Sammri Hydrometallurgy Symposium*, (University of Cape Town, South Africa, 2016)
8. K. Vijayaraghavan, T. V. N Padmesh, K. Palanivelu and M. Velan, *J. Hazard. Mater.* **B133**, 304– 308(2006).
9. A. I. Vogel, *A Text Book of Quantitative Inorganic Analysis 5th ed.*, (John Willey and Sons, New York, 2000).
10. S. Babel and T.A. Kurniawan, T.A., *J. Hazard Mater.* **B97**, 219–243(2003).
11. H. J. Butt, K. Graf, and M. Kappl, *Physics and Chemistry of Interfaces*, (Wiley-VCH GmbH and Co. KgaA. Weinheim, Germany, 2003).
12. D. C. Buzzi, L. S. Viegas, M. A. S Rodrigues, A. M. Bernardes and J. A. S. Tenório, *Miner. Eng.* **40**, 82–89(2013)
13. A. Günay, E. Arslankaya, and I. Tosun, *J. Hazard Mater.* **46**, 362-371(2007).
14. A. Luptakova, S. Ubaldini, P. Fornari and E. Macingova, *Chemical Engineering Transactions*, **28**, 115-120(2012).
15. K. Vijayaraghavan, J. R. Jegan and M. Velan, *Electron. J. Biotechnol.* **7**(1), 61-71(2004).
16. Y. S. Ho and G. McKay, *Water Research*, **34**(3), 735-742(2000).
17. Y. S. Ho, *J. Hazard Mater.* **B136**(3), 681–689(2006).
18. D. B. Johnson and K. B. Hallberg, *Sci. Total Environ.* **338**, 3-14(2005).
19. S. Kundu and A. K. Gupta, *Colloid Surf., A.* **273**, 121–128(2006).

4. Publikasi Arif.pdf

ORIGINALITY REPORT

21%

SIMILARITY INDEX

PRIMARY SOURCES

- 1** Ayanda, Olushola S., Olalekan S. Fatoki, Folahan A. Adekola, and Bhekumusa J. Ximba. "Removal of tributyltin from shipyard process wastewater by fly ash, activated carbon and fly ash/activated carbon composite: adsorption models and kinetics : Removal of tributyltin from shipyard process wastewater", *Journal of Chemical Technology & Biotechnology*, 2013. 47 words — 1%

Crossref
- 2** Ohno, T.. "Photocatalytic oxidation of water on TiO₂-coated WO₃ particles by visible light using Iron(III) ions as electron acceptor", *Journal of Photochemistry & Photobiology, A: Chemistry*, 19981015 47 words — 1%

Crossref
- 3** Muslim, Tanvir, Muhammad Tanzirul Alam, Hosne Ara Begum, and Syed Samsul Alam. "Synthesis of Some Chitosan Derivatives and Their Iron (II) Adsorption Behavior- a Class of Pharmaceutically Important Biosorbents", *Bangladesh Pharmaceutical Journal*, 2015. 36 words — 1%

Crossref
- 4** theses.bham.ac.uk 33 words — 1%

Internet
- 5** opus.lib.uts.edu.au 33 words — 1%

Internet

6 Charlene Harripersadth, Paul Musonge, Yusuf Makarfi Isa, Moisés García Morales, Ana Sayago. "The application of eggshells and sugarcane bagasse as potential biomaterials in the removal of heavy metals from aqueous solutions", South African Journal of Chemical Engineering, 2020

30 words — 1%

Crossref

7 Karolina Karolewska, Bogdan Ligaj. "Comparison analysis of titanium alloy Ti6Al4V produced by metallurgical and 3D printing method", AIP Publishing, 2019

26 words — 1%

Crossref

8 Xin Zhang, Hong Zhang, Bo Wang, Xu Zeng, Jun Wang, Bo Ren, Xiaodong Yang, Xuefeng Bai. "Preparation of non - swelling hydrogels and investigation on the adsorption performance of iron ions", Journal of Applied Polymer Science, 2022

26 words — 1%

Crossref

9 Yusuf Ahda, Rahmad Dennie Agustin Pohan, Herri Susanto. "Steam gasification of pelletized hydrothermally pre-treated empty fruit bunch", AIP Publishing, 2019

26 words — 1%

Crossref

10 Damar Wahyu Prianto, Yebi Yuriandala, Hijrah Purnama Putra. "Pyrolysis of instant noodle wrap plastic waste with mount Merapi ash as alternative catalyst", AIP Publishing, 2019

23 words — 1%

Crossref

11 Aditya Rajeev Kaveeshwar, Senthil Kumar Ponnusamy, Emmanuel D. Revellame, Daniel D. Gang, Mark E. Zappi, Ramalingam Subramaniam. "Pecan shell based activated carbon for removal of iron(II) from fracking wastewater: Adsorption kinetics, isotherm and thermodynamic

21 words — 1%

12 Selpiana, Tine Aprianti, Indira Rayosa, Dwi Fuspitasarie. "Expanded polystyrene and multilayer plastic waste conversion into liquid fuel by the pyrolysis process", AIP Publishing, 2018

19 words — 1%

Crossref

13 Ltaief, Olfa Ouled, Stéphane Siffert, Sophie Fourmentin, and Mourad Benzina. "Synthesis of Faujasite type zeolite from low grade Tunisian clay for the removal of heavy metals from aqueous waste by batch process: Kinetic and equilibrium study", Comptes Rendus Chimie, 2015.

18 words — < 1%

Crossref

14 idr.mnit.ac.in

Internet

18 words — < 1%

15 Abbas, M.E.. "Fluorometric determination of hydrogen peroxide in milk by using a Fenton reaction system", Food Chemistry, 20100501

17 words — < 1%

Crossref

16 Nageshwari Krishnamoorthy, Baishali Dey, Thirugnanam Arunachalam, Balasubramanian Paramasivan. "Effect of storage on physicochemical characteristics of urine for phosphate and ammonium recovery as struvite", International Biodeterioration & Biodegradation, 2020

17 words — < 1%

Crossref

17 Senthilkumar, R.. "Seaweeds for the remediation of wastewaters contaminated with zinc(II) ions", Journal of Hazardous Materials, 20060825

16 words — < 1%

Crossref

18 Doulati Ardejani, F.. "Numerical modelling and laboratory studies on the removal of Direct Red 23 and Direct Red 80 dyes from textile effluents using orange peel, a low-cost adsorbent", *Dyes and Pigments*, 2007 15 words — < 1%

Crossref

19 Natalia Chubar, Thilo Behrends, Philippe Van Cappellen. "Biosorption of metals (Cu²⁺, Zn²⁺) and anions (F⁻, H₂PO₄⁻) by viable and autoclaved cells of the Gram-negative bacterium *Shewanella putrefaciens*", *Colloids and Surfaces B: Biointerfaces*, 2008 14 words — < 1%

Crossref

20 Anitha, T., P. Senthil Kumar, K. Sathish Kumar, K. Sriram, and J. Feroze Ahmed. "Biosorption of lead(II) ions onto nano-sized chitosan particle blended polyvinyl alcohol (PVA): adsorption isotherms, kinetics and equilibrium studies", *Desalination and Water Treatment*, 2015. 13 words — < 1%

Crossref

21 Elfidiah, Kiagus Ahmad Roni, Agustriono. "Corrosion Analysis of Oil Drilling Pipes On Mobile RIG 42.3 N1500 E In Prabumulih", *Journal of Engineering and Scientific Research*, 2020 13 words — < 1%

Crossref

22 wiredspace.wits.ac.za 13 words — < 1%

Internet

23 ZU Halim, AR Cut, AB Said. "Removal and Kinetics Adsorption Fe (II) Ions in Ground Water using Sugarcane Bagasse of Various Treatments Adsorbent with Column Method", *IOP Conference Series: Materials Science and Engineering*, 2019 12 words — < 1%

Crossref

24 Linyu Wang, Yonghai Song, Ying Luo, Li Wang. "A Novel Covalent Organic Framework with Multiple Adsorption Sites for Removal of Hg²⁺ and Sensitive Detection of Nitrofural", Journal of Industrial and Engineering Chemistry, 2021

11 words — < 1%

[Crossref](#)

25 Xian-ying Shi, Meng-hang Gao, Wen-wen Hu, Dan Luo, Shao-zhong Hu, Ting Huang, Nan Zhang, Yong Wang. "Largely enhanced adsorption performance and stability of MXene through in-situ depositing polypyrrole nanoparticles", Separation and Purification Technology, 2022

11 words — < 1%

[Crossref](#)

26 A. Saravanan, P. Senthil Kumar, R. Mugilan. "Ultrasonic-assisted activated biomass (fishtail palm *Caryota urens* seeds) for the sequestration of copper ions from wastewater", Research on Chemical Intermediates, 2015

10 words — < 1%

[Crossref](#)

27 Oguz, E.. "Adsorption characteristics and the kinetics of the Cr(VI) on the *Thuja orientalis*", Colloids and Surfaces A: Physicochemical and Engineering Aspects, 20050120

10 words — < 1%

[Crossref](#)

28 Saraswati Saini, Jatinder Kaur Katnoria, Inderpreet Kaur. " Charcoal: An Efficient Adsorbent for Removal of Cu (II) Ions from Aqueous Solution and its Applicability in the Reduction of Genotoxic Potential of Cu (II) Ions ", Water Environment Research, 2018

10 words — < 1%

[Crossref](#)

29 Zhonglong Yin, Jie Xiong, Min Chen, Sheng Hu, Haiming Cheng. "Recovery of uranium(VI) from aqueous solution by amidoxime functionalized wool fibers", Journal of Radioanalytical and Nuclear Chemistry, 2015

10 words — < 1%

-
- 30 [issuu.com](#) 10 words — < 1%
Internet
-
- 31 Nurul Syazana Fuzil, Nur Hidayati Othman, Nur Ain Shazwani Roslee Ab. Jamal, Ana Najwa Mustapa et al. "Bisphenol A Adsorption from Aqueous Solution Using Graphene Oxide-Alginate Beads", *Journal of Polymers and the Environment*, 2021 9 words — < 1%
Crossref
-
- 32 S. Indah, D. Helard, A. Sasmita. "Utilization of maize husk (*Zea mays* L.) as low-cost adsorbent in removal of iron from aqueous solution", *Water Science and Technology*, 2016 9 words — < 1%
Crossref
-
- 33 S. Kalyani, J. Ajitha Priya, P. Srinivasa Rao, A. Krishnaiah. "Removal of Copper and Nickel from Aqueous Solutions Using Chitosan Coated on Perlite as Biosorbent", *Separation Science and Technology*, 2005 9 words — < 1%
Crossref
-
- 34 Tavengwa Bunhu, Lilian Tichagwa. "Adsorption of Methyl Orange, Pb²⁺ and Cd²⁺ from Aqueous Solution by Composites of Lignocellulose-Montmorillonite Modified with Methacryloxypropyl Trimethoxysilane", *Macromolecular Symposia*, 2012 9 words — < 1%
Crossref
-
- 35 [www.docstoc.com](#) 9 words — < 1%
Internet
-
- 36 Ahmed El Nemr. "Pomegranate husk as an adsorbent in the removal of toxic chromium from wastewater", *Chemistry and Ecology*, 2007 8 words — < 1%
Crossref

37 Jiang, Jinlong, Chuansong Duanmu, Yong Yang, Xu Gu, and Jing Chen. "Synthesis and characterization of high siliceous ZSM-5 zeolite from acid-treated palygorskite", Powder Technology, 2013. 8 words — < 1%

Crossref

38 Neelesh Bharti Shukla, Giridhar Madras. "Kinetics of adsorption of methylene blue and rhodamine 6G on acrylic acid-based superabsorbents", Journal of Applied Polymer Science, 2012. 8 words — < 1%

Crossref

39 O. Moradi. "Adsorption Behavior of Basic Red 46 by Single-Walled Carbon Nanotubes Surfaces", Fullerenes, Nanotubes and Carbon Nanostructures, 2012. 8 words — < 1%

Crossref

40 Saha, B.. "Biosorbents for hexavalent chromium elimination from industrial and municipal effluents", Coordination Chemistry Reviews, 201012. 8 words — < 1%

Crossref

41 Wei-Hang Xie, Heng Li, Meng Yang, Liang-Nian He, Hong-Ru Li. "CO2 capture and utilization with solid waste", Green Chemical Engineering, 2022. 8 words — < 1%

Crossref

42 authors.ck12.org. 8 words — < 1%

Internet

43 journal.hep.com.cn. 8 words — < 1%

Internet

44 repo.unand.ac.id. 8 words — < 1%

Internet

45 Gok, O.. "Prediction of the kinetics, equilibrium and thermodynamic parameters of adsorption of copper(II) ions onto 8-hydroxy quinoline immobilized bentonite", *Colloids and Surfaces A: Physicochemical and Engineering Aspects*, 20080320 7 words — < 1%
Crossref

46 Guoxiu Xing, Shili Liu, Yangfei Tang, Hua Jiang, Quanwen Liu. " Preparation of cationic functional starch/Na -MMT composite and its application for effective removal of three hazardous metal anionic ions with different valence ", *Starch - Stärke*, 2014 7 words — < 1%
Crossref

47 Ilda Vergili, Gülzada Soltobaeva, Yasemin Kaya, Z. Beril Gönder, Selva Çavuş, Gülten Gürdağ. "Study of the Removal of Pb(II) Using a Weak Acidic Cation Resin: Kinetics, Thermodynamics, Equilibrium, and Breakthrough Curves", *Industrial & Engineering Chemistry Research*, 2013 7 words — < 1%
Crossref

48 Mohan, D.. "Arsenic removal from water/wastewater using adsorbents-A critical review", *Journal of Hazardous Materials*, 20070402 7 words — < 1%
Crossref

49 Oguz, E.. "Equilibrium isotherms and kinetics studies for the sorption of fluoride on light weight concrete materials", *Colloids and Surfaces A: Physicochemical and Engineering Aspects*, 20070301 7 words — < 1%
Crossref

50 Dahms-Verster, Simone. "An Investigation of the Toxicity and Teratogenicity of Vanadium in *Xenopus laevis*", University of Johannesburg (South Africa), 2021 6 words — < 1%
ProQuest

51 Shavandi, M.A., Z. Haddadian, M.H.S. Ismail, N. Abdullah, and Z.Z. Abidin. "Removal of Fe(III), Mn(II) and Zn(II) from palm oil mill effluent (POME) by natural zeolite", *Journal of the Taiwan Institute of Chemical Engineers*, 2012. 6 words — < 1%

Crossref

EXCLUDE QUOTES OFF

EXCLUDE SOURCES OFF

EXCLUDE BIBLIOGRAPHY ON

EXCLUDE MATCHES OFF