



KEMENTERIAN RISET, TEKNOLOGI, DAN PENDIDIKAN TINGGI
UNIVERSITAS SRIWIJAYA
FAKULTAS TEKNIK

Jalan Raya Prabumulih KM. 32 Indralaya (30662) Telpon (0711) 580062

KEPUTUSAN
REKTOR UNIVERSITAS SRIWIJAYA
Nomor : 0755/UN9.FT/TU.SK/2019

Tentang

PANITIA PENGUJI KEGIATAN UJIAN PROMOSI DOKTOR
PROGRAM STUDI ILMU TEKNIK PROGRAM DOKTOR
FAKULTAS TEKNIK UNIVERSITAS SRIWIJAYA
PERIODE SEMESTER GANJIL TAHUN AKADEMIK 2019/2020 (20 NOPEMBER 2019)

REKTOR UNIVERSITAS SRIWIJAYA

- MEMPERHATIKAN : Surat Ketua Program Studi Ilmu Teknik Program Doktor Fakultas Teknik Universitas Sriwijaya Nomor 0134/UN9.1.3.3/PSD/DT/2019 tanggal 28 Oktober 2019 tentang Ujian Promosi Doktor Program Studi Ilmu Teknik Program Doktor Fakultas Teknik Universitas Sriwijaya Periode Semester Ganjil Tahun Akademik 2019/2020.
- MENIMBANG : a. bahwa agar Ujian Promosi Doktor Program Studi Ilmu Teknik Program Doktor Fakultas Teknik Universitas Sriwijaya Periode Ganjil TA 2019/2020 terlaksana, dipandang perlu membentuk Panitia Seminar tersebut dan menunjuk serta mengangkat personalianya.
b. bahwa sehubungan dengan butir a tersebut di atas, maka perlu dikeluarkan Surat Keputusan sebagai Pedoman dan landasan hukumnya.
- MENINGGAT : 1. Undang-undang Nomor : 22 Tahun 1961 tentang Perguruan Tinggi;
2. Undang-undang Nomor : 20 Tahun 2003 tentang Sistem Pendidikan Nasional;
3. Peraturan Pemerintah Nomor : 42 Tahun 1960 tentang Pendirian Universitas Sriwijaya;
4. Peraturan Pemerintah Nomor : 60 Tahun 1999 tentang Pendidikan Tinggi;
5. Peraturan Pemerintah Nomor : 04 Tahun 2014 tentang Penyelenggaraan Pendidikan Tinggi dan Pengelolaan Perguruan Tinggi;
6. Keputusan Menteri Riset, Teknologi dan Pendidikan Tinggi Republik Indonesia Nomor: 334/M/KP/XI/2015, tanggal 24 Nopember 2015 tentang pengangkatan REktor Unsri;
7. Keputusan Rektor Unsri Nomor : 4294/PT11.1.1/c.2.a/1987 tanggal 14 Oktober 1987 tentang Pemberian Wewenang kepada Dekan untuk Penerbitan Surat Keputusan Panitia Ujian Komprehensif Fakultas;
8. Keputusan Rektor Unsri Nomor : 0101/UN9/SK.BAK.Ak/2018 tanggal 1 Juni 2018 tentang Kalender Akademik Unsri TA 2018/2019;
9. Keputusan Rektor Unsri Nomor : 0239/UN9/KP/2017 tanggal 27 Februari 2017 tentang Pengangkatan Dekan Fakultas Teknik Universitas Sriwijaya masa tugas 2017 – 2021.

MEMUTUSKAN


- MENETAPKAN
Pertama : Membentuk Panitia Ujian Promosi Doktor Program Studi Ilmu Teknik Program Doktor Fakultas Teknik Universitas Sriwijaya Periode Semester Ganjil Tahun Akademik 2019/2020, Serta menunjuk personalianya seperti tertera dalam lampiran Surat Keputusan ini.
- Kedua : Segala biaya yang timbul akibat dikeluarkannya Surat Keputusan ini dibebankan kepada anggaran Fakultas Teknik Universitas Sriwijaya, atau anggaran yang disediakan untuk itu.
- Ketiga : Keputusan ini berlaku sejak tanggal dikeluarkan, dengan ketentuan bahwa segala sesuatu akan diubah dan diperbaiki sebagaimana mestinya apabila terdapat kekeliruan dalam Keputusan ini.

DITETAPKAN DI : INDERALAYA
PADA TANGGAL : 30 OKTOBER 2019
Dr. Rektor.
Bekas,

Prof. Ir. Subriyer Nasir, MS, Ph.D.
NIP. 196009091987031004

TEMBUSAN :

1. Rektor Universitas Sriwijaya
2. Kepala BAAK/BAUK Universitas Sriwijaya
3. Ketua Program Studi Ilmu Teknik Program Doktor (S3) FT. Unsri
4. Bendahara Pengeluaran Pembantu (BPP) FT. Unsri
5. Yang bersangkutan



KEMENTERIAN RISET, TEKNOLOGI DAN PENDIDIKAN TINGGI
UNIVERSITAS SRIWIJAYA
FAKULTAS TEKNIK

Jalan Raya Prabumulih KM. 32 Indralaya (30662) Telpn (0711) 580062

Lampiran I : Keputusan Rektor Universitas Sriwijaya
Nomor : 0755 /UN9.1.3.3/SK-FT/2019
Tanggal : 30 Oktober 2019

PANITIA PENGUJI KEGIATAN UJIAN PROMOSI DOKTOR
PROGRAM STUDI ILMU TEKNIK PROGRAM DOKTOR
FAKULTAS TEKNIK UNIVERSITAS SRIWIJAYA
PERIODE SEMESTER GANJIL TAHUN AKADEMIK 2019/2020 (20 NOPEMBER 2019)

Pengarah : Prof. Ir. Subriyer Nasir, MS., Ph.D.

Penanggung Jawab : 1. Dr. Bhakti Yudho Suprpto, S.T, M.T.
2. Ir. Hj. Juliantina, M. S
3. Ir. H. Hairul Alwani HA, M.T., IPM

Koordinator Prodi : Prof. Dr. Ir. Nukman, M.T

Ketua Sidang : Prof. Ir. Subriyer Nasir, M.S., Ph.D.

Penguji : 1. Gusri Akhyar Ibrahim, S.T., M.T., Ph.D.
2. Prof. Dr. Ir. Nukman. M. T.
3. Agung Mataram, S.T., M.T., Ph.D.

Tata Tempat : Hasan Basri, SE
1. Yudi Kurniawan
2. M. Zakaria
3. Ryan Agustama
4. Budiman
5. Mulyadi P
6. Amancik

Seksi Acara : Deni Chairuddin, ST
1. Syamsurizal, SE, Ak
2. Ansori, ST, M.Si
3. Muhammad Ardy Walliyu, S. Si
4. Waluyo, ST, MT
5. Tirta Nirmala, S.Si
6. Umiati
7. Dwi Rustanto

8. Riana Saimona
9. Zahara Nopita Wijaya
10. Jeany Rospamarina
11. Nanda Rammona

Pembawa Acara : Juli Astuti, S.E

Anggota : 1. Riza Adelia Suryani
2. Carbella Azhary



Prof. Ir. Subriyer Nasir, MS., Ph.D.
NIP. 196009091987031004



KEMENTERIAN RISET, TEKNOLOGI DAN PENDIDIKAN TINGGI
UNIVERSITAS SRIWIJAYA
FAKULTAS TEKNIK

Jalan Raya Prabumulih KM. 32 Indralaya (30662) Telpon (0711) 580062

Lampiran II : Keputusan Rektor Universitas Sriwijaya
Nomor : 0755 /UN9.1.3.3/SK-FT/2019
Tanggal : 30 Oktober 2019

PANITIA PENGUJI KEGIATAN UJIAN PROMOSI DOKTOR
PROGRAM STUDI ILMU TEKNIK PROGRAM DOKTOR
FAKULTAS TEKNIK UNIVERSITAS SRIWIJAYA
PERIODE SEMESTER GANJIL TAHUN AKADEMIK 2019/2020 (20 NOPEMBER 2019)

Penguji :

1. Mahasiswa : Muhammad Yanis/ NIM : 03043621520005 /BKU. Teknik Mesin
- Pimpinan Sidang : Prof. Ir. Subriyer Nasir, M.S., Ph.D.
- Penguji : 1. Gusri Akhyar Ibrahim, S.T., M.T., Ph.D.
2. Prof. Dr. Ir. Nukman, M.T.
3. Agung Mataram, S.T., M.T., Ph.D.



Prof. Ir. Subriyer Nasir, MS., Ph.D.
NIP. 196009091987031004



KEMENTERIAN RISET, TEKNOLOGI DAN PENDIDIKAN TINGGI
UNIVERSITAS SRIWIJAYA
FAKULTAS TEKNIK

Jalan Raya Prabumulih KM. 32 Indralaya (30662) Telpon (0711) 580062

Lampiran III : Keputusan Rektor Universitas Sriwijaya
Nomor : 0755 /UN9.1.3.3/SK-FT/2019
Tanggal : 30 Oktober 2019

DAFTAR PESERTA KEGIATAN UJIAN PROMOSI DOKTOR
PROGRAM STUDI ILMU TEKNIK PROGRAM DOKTOR
FAKULTAS TEKNIK UNIVERSITAS SRIWIJAYA
PERIODE SEMESTER GANJIL TAHUN AKADEMIK 2019/2020 (20 NOPEMBER 2019)

NO	NAMA/NIM/BKU	JUDUL DISERTASI	PROMOTOR
1.	Muhammad Yanis/ 03043621520005/ Teknik Mesin	Performance Evaluation of Green Machining on Thin-Walled Ti6AL4V using Response Surface Methodology and Artificial Neural Networks	1. Dipl. Ing. Ir. Amrifan Saladin Mohruni, Ph.D. 2. Prof. Dr. Safian Sharif 3. Irsyadi Yani, S.T., M.Eng., Ph.D.



Rektor
Dekan,

Prof. Ir. Subriyer Nasir, MS., Ph.D.
NIP. 196009091987031004



KEMENTERIAN RISET, TEKNOLOGI DAN PENDIDIKAN TINGGI
UNIVERSITAS SRIWIJAYA
FAKULTAS TEKNIK

Jalan Raya Prabumulih KM. 32 Indralaya (30662) Telpn (0711) 580062

SURAT TUGAS

Nomor : 0589 /UN9.FT/TU.ST/2019

Dekan Fakultas Teknik dengan ini menugaskan kepada saudara-saudara yang namanya tersebut dalam Surat Tugas ini untuk Menguji UJIAN PROMOSI DOKTOR pada:

Fakultas : Teknik
Program Studi : Ilmu Teknik Program Doktor (S3)
Semester : Ganjil Tahun Akademik 2019/2020

Demikian Surat Tugas ini dibuat untuk dapat dilaksanakan sebagaimana mestinya dan penuh tanggung jawab.

Inderalaya, 30 Oktober 2019



Prof. Ir. Subriyer Nasir, MS., Ph.D.
NIP. 196009091987031004

Tembusan :
Ketua Program Studi Ilmu Teknik Program Doktor (S3) FT. Unsri



KEMENTERIAN RISET, TEKNOLOGI, DAN PENDIDIKAN TINGGI
UNIVERSITAS SRIWIJAYA
FAKULTAS TEKNIK

Jalan Raya Prabumulih KM. 32 Indralaya (30662) Telpn (0711) 580062

Lampiran : Surat Tugas Dekan Fakultas Teknik Universitas Sriwijaya
Nomor : 0589 /UN9.FT/TU.ST/2019
Tanggal : 30 Oktober 2019

Daftar Nama-nama Promotor Ujian Promosi Doktor Mahasiswa Pada Program Studi Ilmu Teknik Program Doktor Fakultas Teknik Universitas Sriwijaya.

NO	NAMA/NIM/BKU	JUDUL DISERTASI	PROMOTOR
1.	Muhammad Yanis / 03043621520005/ Teknik Mesin	Performance Evaluation of Green Machining on Thin-Walled Ti6AL4V using Response Surface Methodology and Artificial Neural Networks	1. Dipl. Ing. Ir. Amrifan Saladin Mohruni, Ph.D. 2. Prof. Dr. Safian Sharif 3. Irsyadi Yani, S.T., M.Eng., Ph.D



Dekan,

[Signature]
Prof. Ir. Subriyet Nasir, MS., Ph.D.
NIP. 196009091987031004



KEMENTERIAN RISET, TEKNOLOGI, DAN PENDIDIKAN TINGGI
UNIVERSITAS SRIWIJAYA
FAKULTAS TEKNIK

Jalan Raya Prabumulih KM. 32 Indralaya (30662) Telpon (0711) 580062

Nomor : 0474 /UN9.FT/TU.UN/2019
Hal : Undangan

30 Oktober 2019

Kepada Yth, :
Di Tempat.

Dengan hormat, kami sangat mengharapkan kehadiran Bapak/Ibu pada UJIAN PROMOSI DOKTOR Mahasiswa Program Studi Ilmu Teknik Program Doktor Fakultas Teknik Universitas Sriwijaya :

1. Nama : Muhammad Yanis
NIM : 03043621520005
Program Studi : Ilmu Teknik Program Doktor
Bidang Kajian Utama : Teknik Mesin
Judul Disertasi : Performance Evaluation of Green Machining on Thin-Walled
TI6AL4V using Response Surface Methodology and Artificial
Neural Networks
Promotor : Dipl. Ing. Ir. Amrifan Saladin Mohruni, Ph.D.
Ko-Promotor : 1. Prof. Dr. Safian Sharif
2. Irsyadi Yani, S.T., M.Eng., Ph.D.
Akan diadakan pada :
Hari : Rabu
Tanggal : 20 Nopember 2019
Pukul : 08.00 WIB s.d. Selesai
Tempat : Aula Gedung I lantai 2 Kampus Bukit Besar Palembang

Demikianlah undangan ini disampaikan, atas perhatian Bapak /Ibu kami ucapkan terima kasih.



Prof. Ir. Subriyer Nasir, MS., Ph.D.
NIP. 196009091987031004

DISSERTATION

**PERFORMANCE EVALUATION OF GREEN
MACHINING ON THIN-WALLED Ti6Al4V USING
RESPONSE SURFACE METHODOLOGY AND
ARTIFICIAL NEURAL NETWORKS**



**MUHAMMAD YANIS
NIM. 03043621520005**

**ENGINEERING STUDY PROGRAM DOCTORAL PROGRAM
FACULTY OF ENGINEERING
SRIWIJAYA UNIVERSITY**

2019

DISSERTATION

PERFORMANCE EVALUATION OF GREEN MACHINING ON THIN-WALLED Ti6Al4V USING RESPONSE SURFACE METHODOLOGY AND ARTIFICIAL NEURAL NETWORKS

Submitted to the Faculty of Engineering, Sriwijaya University
in Partial Fulfilment of the Requirements for the Degree of
Doctor of Engineering



MUHAMMAD YANIS
NIM. 03043621520005

**ENGINEERING STUDY PROGRAM DOCTORAL PROGRAM
FACULTY OF ENGINEERING
SRIWIJAYA UNIVERSITY**

2019

PAGE OF ENDORSEMENT

**PERFORMANCE EVALUATION OF GREEN
MACHINING ON THIN-WALLED Ti6Al4V USING
RESPONSE SURFACE METHODOLOGY AND
ARTIFICIAL NEURAL NETWORKS**

DISSERTATION

Submitted to the Faculty of Engineering, Sriwijaya University
in Partial Fulfilment of the Requirements for the Degree of
Doctor of Engineering

By


MUHAMMAD YANIS
NIM. 03043621520005

Palembang, November 2019


Supervisor


Dipl. -Ing. Ir. Amrifan Saladin Mohruni, Ph.D
NIP. 19640911 199903 1002

Co-Supervisor-1


Prof. Dr. Safian Sharif
I/C No. 610621-04-5235

Co-Supervisor-2


Irsyadi Yani, ST., M.Eng., Ph.D
NIP. 19711225 199702 1001

Approved by,
Faculty of Engineering
Dean,


Prof. Ir. Subriyer Nasir, M. S., Ph.D
NIP. 19600909 198703 1 004

PAGE OF APPROVAL

Dissertation entitled “Performance Evaluation of Green Machining on Thin-Walled Ti6Al4V using Response Surface Methodology and Artificial Neural Networks” has been defended in front of the Doctoral Promotion Examination Team, Doctor of Engineering - Faculty of Engineering, Sriwijaya University on November 20, 2019.

Palembang, November 2019

Chairman of the Examiner Team:

1. Prof. Ir. Subriyer Nasir, M. S., Ph.D
NIP. 19600909 198703 1 004



()

Examiner Team Members::

1. Prof. Dr. Ir. Nukman, MT
NIP. 19590321 198703 1 001
2. Gusry Akhyar Ibrahim, ST., MT., Ph.D
NIP. 19710817 199802 1 003
3. Agung Mataram, ST., MT., Ph.D
NIP. 19790927 200312 1 004



()

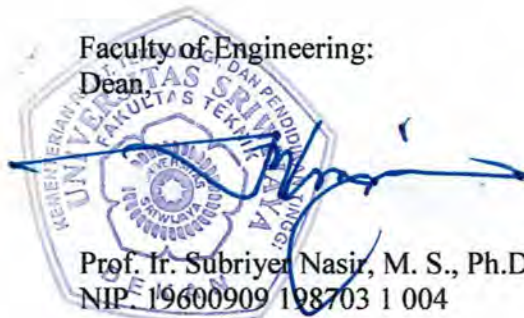


()



()

Faculty of Engineering:
Dean



Prof. Ir. Subriyer Nasir, M. S., Ph.D
NIP. 19600909 198703 1 004

Coordinator of Study Program,



Prof. Dr. Ir. Nukman, M. T
NIP. 19590321 198703 1 001



KEMENTERIAN RISET, TEKNOLOGI, DAN PENDIDIKAN TINGGI
UNIVERSITAS SRIWIJAYA
FAKULTAS TEKNIK

Jalan Palembang-Prabumulih, KM 32 Inderalaya Kabupaten Ogan Ilir - 30662
Telepon (071 1) 580739, Faksimile (0711) 580741
Pos EI ftunsri@unsri.ac.id

SURAT PERNYATAAN BEBAS PLAGIARISME

Yang bertanda tangan di bawah ini:

Nama : Muhammad Yanis
NIM : 03043621520005
Tempat/Tanggal Lahir : Plaju / 28 Februari 1970
Jurusan Program Studi : Program Studi Ilmu Teknik Program Doktor
Fakultas : Teknik
Alamat Rumah : Jl. S. Mansyur Komplek Mutiara Siguntang No. 9
RT 02/01 Kelurahan Bukit Lama Kecamatan Ilir
Barat I Palembang-30139
Nomor Telp/HP/E-Mail : 08127872746 / yanis@unsri.ac.id

Dengan ini menyatakan dengan sesungguhnya bahwa Disertasi saya yang berjudul:
“Performance Evaluation of Green Machining on Thin-Walled Ti6Al4V using
Response Surface Methodology and Artificial Neural Networks”.

Bebas dari plagiarisme dan bukan hasil karya orang lain.

Apabila dikemudian hari ditemukan seluruh atau sebagian dari Disertasi tersebut
terdapat indikasi plagiarisme. Saya bersedia menerima sanksi dengan peraturan
perundang-undangan yang berlaku.

Demikian Surat Pernyataan ini saya buat dengan sesungguhnya tanpa ada paksaan dari
siapa pun juga dan untuk dipergunakan sebagaimana mestinya.



Dibuat di : Palembang
Pada tanggal: 29 November 2019
Yang membuat pernyataan,



Muhammad Yanis
NIM. 03043621520005

SUMMARY

PERFORMANCE EVALUATION OF GREEN MACHINING ON THIN-WALLED Ti6Al4V USING RESPONSE SURFACE METHODOLOGY AND ARTIFICIAL NEURAL NETWORKS

Scientific Paper in the form of Dissertation, November 2019

Muhammad Yanis; Supervisor Amrifan Saladin Mohruni
Co-Supervisor Safian Sharif and Irsyadi Yani

Performance Evaluation of Green Machining on Thin-Walled Ti6Al4V using Response Surface Methodology and Artificial Neural Networks.

xxvii + 205 Pages, 39 Tables, 58 Figures, 10 Appendixes

Milling of thin-walled components is very substantial in the modern aerospace industry. Aerospace component requires best engineering metals such Ti6Al4V alloy. This alloy even though have many superior advantages, but classified as difficult-to machine material. Poor machinability of Ti6Al4V thin-walled is a challenge. This study is necessary, also according to its complicated structure of thin-walled and complicated nature of Ti6Al4V under the influence of fluctuating cutting force. The fluctuation resulted vibration, therefore making it hard to support the expected surface finish.

In the interest of expected surface quality, this milling is also wiser obtained by green machining with the use of vegetable oil as non-toxic and ecofriendly cutting fluid. Neat coconut oil was chosen as a good local source. Thereafter, in an effort to minimize the price of coconut oil and the high cost of milling Ti6Al4V then machining operation achieved by the utilization of minimum quantity lubrication (MQL) technique.

The aim of this study was to evaluate the machining performance of Ti6Al4V on dependent variables (surface roughness R_a and cutting speed F_c). RSM and ANN were developed to determine modeling predictions and optimization. Variations in the value of independent variables (cutting speed V_c , feed rate f_z , radial a_r and axial a_x depth of cut) based on the CCD method (Central Composite Design) consist of 30 test data. Machining uses coated and uncoated carbide tools.

The best mathematical equation results based on RSM for surface roughness prediction using coated tools was quadratic model, and using uncoated tools was linear model. The best mathematical equation results for cutting force prediction using coated tools was quartic model, and using uncoated tools was quadratic model. Optimal conditions for the minimum dependent variable according to RSM were for coated tool $V_c = 113.9$ m/min, $f_z = 0.04$ mm/tooth, $a_r = 0.27$ mm, $a_x = 5$ mm that obtained $R_a = 0137$ μ m and $F_c = 25.29$ N. Optimal conditions for

uncoated tool $V_c = 125$ m/min, $f_z = 0.04$ mm/tooth, $a_r = 0.25$ mm, $a_x = 5$ mm that obtained $R_a = 0.161$ μ m and $F_c = 14.89$ N.

The best accuracy prediction on ANN with Back Propagation obtained was Levenberg-Marquardt (LM) algorithm. Network structure to achieve the lowest MSE value for surface roughness with coated and uncoated tools were 4-10-1 and 4-13-1, respectively. Network structure to achieve the lowest MSE value for cutting force with coated and uncoated tools were 4-8-1 and 4-10-1, respectively. Based on the MSE value, the accuracy prediction of surface roughness using ANN was better than RSM with coated and uncoated at 62.27% and 93.05%, respectively. The accuracy prediction of cutting force using ANN was better than RSM with coated and uncoated at 99.17% and 96.61%, respectively. The MSE of RSM and ANN both surface roughness and cutting force shows that the prediction were close to the results of the experiment.

Surface roughness was most affected by feed rate. Low feed rates and depth of cut resulted in low surface roughness, but high cutting speeds reduced surface roughness. The cutting force was most affected by the depth of cut. Reduction in depth of cut and feed rate resulted in low cutting forces, but the effect of cutting speed is very small. All dependent variables were lower on non-thin walled machines compared to thin walled machines. The values of cutting force on coated tool are higher than uncoated tool, whereas the surface roughness value of coated tool was lower than uncoated tool and this tendency occurs both in thin-walled and non-thin-walled. All machining conditions used in this study did not cause chatter.

Key words: Ti6Al4V, Thin-walled, MQL, Coconut Oil, RSM and ANN

Citations : 125 (2010 – 2019)

RINGKASAN

PERFORMANCE EVALUATION OF GREEN MACHINING ON THIN-WALLED Ti6Al4V USING RESPONSE SURFACE METHODOLOGY AND ARTIFICIAL NEURAL NETWORKS

Karya tulis ilmiah berupa Disertasi, November 2019

Muhammad Yanis; Supervisor Amrifan Saladin Mohruni
Ko-Supervisor Safian Sharif and Irsyadi Yani

Performance Evaluation of Green Machining on Thin-Walled Ti6Al4V using Response Surface Methodology and Artificial Neural Networks.

xxvii + 205 Halaman, 39 Tabel, 58 Gambar, 10 Lampiran

Proses freis komponen berdinding tipis (thin-walled) sangat penting dalam industri penerbangan modern. Komponen *aerospace* membutuhkan material teknik terbaik seperti paduan Ti6Al4V. Paduan ini memiliki banyak keunggulan, namun diklasifikasikan sebagai material yang sulit dilakukan proses pemesinannya. Kemampuan pemesinan yang buruk dari Ti6Al4V berdinding tipis merupakan tantangan. Studi ini juga menjadi penting karena struktur yang rumit dari Ti6Al4V berdinding tipis dan pengaruh fluktuasi gaya pemotongan. Kondisi tersebut menyebabkan getaran yang berpengaruh sulitnya mendapatkan *surface quality* yang diinginkan.

Kebutuhan akan *surface quality* yang baik lebih bijak bila menerapkan pemesinan hijau pada proses freis menggunakan minyak nabati sebagai cairan pemotongan yang tidak beracun dan ramah lingkungan. Minyak kelapa tanpa tambahan campuran dipilih karena sebagai sumber lokal yang baik. Selain itu, dalam upaya untuk meminimalkan harga minyak kelapa dan mahal biaya Ti6Al4V, proses pemesinan dilakukan dengan menggunakan teknik *minimum quantity lubrication* (MQL).

Tujuan dari penelitian ini adalah untuk mengevaluasi kinerja pemesinan Ti6Al4V pada *dependent variable* (kekasaran permukaan R_a dan gaya potong F_c). Metode Response Surface Methodology (RSM) dan Artificial Neural Networks (ANN) dikembangkan untuk menentukan prediksi dan optimisasi pemodelan. Variasi nilai *independent variable* (kecepatan potong V_c , gerak makan f_z , kedalaman potong radia a_r dan aksial a_x) berdasarkan metode CCD (Central Composite Design) dengan jumlah 30 data pengujian. Pemesinan menggunakan pahat karbida dengan berpelapis AlCrN (coated) dan tanpa lapis (uncoated).

Hasil persamaan matematika terbaik berdasarkan RSM untuk prediksi kekasaran permukaan menggunakan pahat *coated* adalah model kuadratik, sementara itu untuk pahat *uncoated* adalah model linier. Prediksi gaya potong terbaik untuk pahat *coated* adalah model *quartic* sedangkan untuk paha *uncoated* adalah model

kuadratik. Kondisi optimum untuk *dependent variable* minimum menurut RSM untuk kondisi menggunakan pahat lapis adalah $V_c = 113.9$ m/menit, $f_z = 0.04$ mm/tooth, $a_r = 0.27$ mm, $a_x = 5$ mm yang menghasilkan $R_a = 0.137$ μm and $F_c = 25.29$ N. Kondisi optimum menggunakan pahat tanpa lapis adalah $V_c = 125$ m/menit, $f_z = 0.04$ mm/tooth, $a_r = 0.25$ mm, $a_x = 5$ mm yang menghasilkan kekasaran permukaan (R_a) = 0.161 μm dan gaya potong (F_c) = 14.89 N.

Prediksi akurasi terbaik secara ANN menggunakan *Back Propagation* adalah algoritma *Levenberg-Marquardt (LM)* Struktur jaringan untuk mendapatkan nilai MSE terendah untuk kekasaran permukaan kondisi pahat lapis dan pahat tanpa lapis masing-masing adalah 4-10-1 dan 4-13-1. Struktur jaringan untuk gaya potong kondisi pahat lapis dan pahat tanpa lapis masing-masing adalah 4-8-1 dan 4-10-1.

Berdasarkan nilai MSE, akurasi prediksi dari kekasaran permukaan menggunakan ANN lebih baik dibandingkan RSM untuk kondisi pahat lapis dan pahat tanpa lapis masing-masing 62,27% dan 93,05%. Akurasi prediksi dari gaya potong menggunakan ANN lebih baik dibandingkan RSM untuk kondisi pahat lapis dan pahat tanpa lapis masing-masing 99,17% dan 96,61%, 62,27% dan 93,05%. Nilai MSE dari RSM dan ANN baik untuk kekasaran permukaan maupun gaya potong menunjukkan bahwa hasil prediksi dekat dengan eksperimen.

Kekasaran permukaan paling dipengaruhi oleh gerak makan. Gerak makan dan kedalaman potong yang rendah menyebabkan kekasaran permukaan yang rendah, namun kecepatan potong yang tinggi juga dapat menghasilkan kekasaran permukaan yang rendah. Gaya potong paling dipengaruhi oleh kedalaman potong. Pengurangan kedalaman potong dan gerak makan menyebabkan berkurangnya gaya potong, sedangkan pengaruh kecepatan potong sangat kecil. Seluruh *dependent variable* lebih rendah nilainya pada pemesinan *non thin-walled* dibandingkan pada pemesinan *thin-walled*. Nilai gaya potong menggunakan pahat lapis lebih besar dibanding menggunakan pahat tanpa lapis, namun kekasaran permukaan lebih rendah bila menggunakan pahat lapis dibanding menggunakan pahat tanpa lapis dan kecenderungan ini terjadi baik pada pemesinan *thin-walled* maupun *non-thin-walled*. Seluruh kondisi pemesinan pada yang digunakan dalam studi ini tidak menyebabkan *chatter*.

Kata Kunci : Ti6Al4V, Thin-walled, MQL, Coconut Oil, RSM dan ANN

Kepustakaan : 125 (2010 – 2019)

ACKNOWLEDGEMENTS

Alhamdulillah, all praise to Allah SWT and the prophet Muhammad SAW, which made author completed this dissertation with the title "Performance Evaluation of Green Machining on Thin-Walled Ti6Al4V using Response Surface Methodology and Artificial Neural Networks".

A lot of thank you to my supervisor and co-supervisor, Dipl. -Ing. Ir. Amrifan Saladin Mohruni, Ph.D., Prof. Safian Sharif and Irsyadi Yani, S.T., M.T., Ph.D for their continuous assistance and encouragement. I would also like to thank all the staff at the Production Laboratory at the Faculty of Mechanical Engineering, Universiti Teknologi Malaysia, especially to Mr. Sazali Ngadiman, Mr. Aidid Hussin, Mr. Ali bin Duki and Mrs. S. Norasikin for their efforts to assist the authors in technical instrumentation.

The author also thanks Prof. Ir. Subriyer Nasir, M.S., Ph.D as Dean of the Faculty of Engineering and Prof. Dr. Ir. Nukman as the coordinator of Doctoral Program in Engineering Sciences at the Faculty of Engineering, Sriwijaya University. Thank you for the advice and facilities to complete this study.

I am also very grateful to my family for their support. Finally, hopefully this dissertation is very useful especially for Author and for all readers.

Palembang, November 2019

Author

TABLES OF CONTENTS

	Page
TITLE PAGE	iii
PAGE OF ENDORSEMENT	v
PAGE OF APPROVAL	vii
SURAT PERNYATAAN BEBAS PLAGIARIME	ix
SUMMARY	xi
RINGKASAN	xiii
ACKNOWLEDGEMENTS	xv
TABLES OF CONTENTS	xvii
LIST OF FIGURES	xxi
LIST OF TABLES	xxv
CHAPTER 1 INTRODUCTION	1
1.1 Overview	1
1.2 Background of the Problems	1
1.3 Statement of the Problems	4
1.4 Objectives of the Study	5
1.5 Significance of the Study	5
1.6 Scopes of the Study	6
1.7 Conceptual Frame work	6
CHAPTER 2 LITERATURE REVIEW	9
2.1 Machining Process	9
2.1.1 Milling Process	10
2.1.2 Milling Thin-Walled Ti6Al4V	12
2.2 Cutting Tool	14
2.3 Cutting Force in Helical End Milling	18
2.4 Vibration on Thin-Walled Machining	22
2.5 Natural Frequencies and Mode Shapes	23
2.6 Frequency Domain as Signal Analysis Methods	24

2.7	Surface Roughness	24
2.8	State of the Art	26
2.8.1	Titanium Alloy Ti6Al4V	26
2.8.2	Green Machining	28
2.9	Research Gap	33
CHAPTER 3 RESEARCH METHODOLOGY		35
3.1	Introduction	35
3.2	Experimental Procedure	35
3.3	Workpiece Material	37
3.4	End Milling Carbide Tools	38
3.5	Cooling System	38
3.6	Measurement of Surface roughness	39
3.7	Measurement of Cutting Force	40
3.8	Measurement of Vibration	40
3.9	Tool Wear Measurement	41
3.10	Design of Experiment	41
3.11	Performance Analysis by the RSM and ANN	44
3.11.1	Response Surface Methodology	44
3.11.2	Artificial Neural Networks	46
CHAPTER 4 RESULTS AND DISCUSSIONS		49
4.1	Surface Roughness on Thin-Walled Machining using Coated and Uncoated Carbide Tools	49
4.1.1	Analysis of Surface Roughness using RSM-Model for Coated Tool	51
4.1.2	Analysis of Surface Roughness with ANN Model for Coated Tool	58
4.1.3	Comparison of the Accuracy of Prediction of Surface Roughness for Coated Tool between RSM and ANN	63
4.1.4	Surface Roughness Analysis with RSM Model for Uncoated Tool	64
4.1.5	Analysis of Surface Roughness with ANN Model for Uncoated Tool	72

4.1.6 Comparison of the Prediction Accuracy of Surface Roughness for Uncoated Tool between RSM and ANN	77
4.2 Experimental Results of Cutting Force on Thin-Walled Machining for Coated and Uncoated Carbide Tools	79
4.2.1 Analysis of Cutting Force with RSM Model for Coated Tool	80
4.2.2 Analysis of Cutting Force with ANN Model for Coated Tool	90
4.2.3 Comparison of the Accuracy of Prediction of Cutting Force for Coated Tool between RSM and ANN	94
4.2.4 Analysis of Cutting Force with RSM Model for Uncoated Tool	95
4.2.5 Analysis of Cutting Force with ANN Model for Uncoated Tool	102
4.2.6 Comparison of the Accuracy of Prediction of Cutting Force for Carbide-Uncoated Tools between RSM and ANN	108
4.3 Optimization of Machining Conditions in Thin-walled Milling using RSM	109
4.4 Comparison of Surface Roughness and Cutting Force on Thin-Walled and Non Thin-Walled Ti6Al4V using Coated and Uncoated Tool	112
4.5 Vibration Results on Thin-Walled and Non Thin-Walled Ti6Al4V	117
CHAPTER 5 CONCLUSIONS	129
5.1 Conclusions	129
5.2 Future Works	131
REFERENCES	133
APPENDIXS	149

LIST OF FIGURES

		Page
Figure 1.1	Conceptual framework in study	8
Figure 2.1	Machining using machine tool (Groover, 2013)	9
Figure 2.2	(a) Peripheral milling and (b) Face milling (Groover, 2013)	10
Figure 2.3	(a) Down milling and (b) Up milling process (Groover, 2013)	11
Figure 2.4	Process produce contour, pocket and profile in end milling (Groover, 2013)	11
Figure 2.5	Aerospace components (Kennametal, 2011)	13
Figure 2.6	Machining techniques used in milling thin-walled (Coromant, 2016)	13
Figure 2.7	Procedure for selecting a tool materials for machining optimization (Stephenson and Agapiou, 2016)	15
Figure 2.8	Flank wear in tool cutter (ISO 8688-2)	16
Figure 2.9	Failure in tool cutter (ISO 8688-2)	17
Figure 2.10	Cutting force of down milling operation in helical end-mill	19
Figure 2.11	Chip thickness variations in end-milling operation	20
Figure 2.12	Surface roughness in end-milling operation	20
Figure 2.13	Dynamic system of the tool thin-walled	22
Figure 2.14	Roughness of a surface on workpiece (Groover, 2013)	25
Figure 2.15	Factors that affect surface roughness (Tseng et al., 2016)	26
Figure 3.1	Experimental procedure	36
Figure 3.2	Dimension and geometry of thin-walled workpieces	37
Figure 3.3	Main dimension and geometry of cutting tool	38
Figure 3.4	Thin-walled workpieces and attach it to the dynamometer with special fixture	40
Figure 3.5	CCD design used in experiments	42
Figure 3.6	Analysis procedure in the RSM model	46
Figure 3.7	Type of activation function	47

Figure 4.1.	Surface roughness plot according to (a) intersection of V_c and f_z , (b) intersection of V_c and a_r , (c) intersection of V_c and a_a , (d) intersection of f_z and a_r , (e) intersection of f_z and a_a , (f) intersection of a_r and a_x	55
Figure 4.2	Plot of perturbation for R_a in carbide-coated tool	56
Figure 4.3	ANN flow-chart for R_a prediction	60
Figure 4.4	ANN structure with three layer structure (4-n-1)	61
Figure 4.5	Network performance of surface roughness in hidden layer for coated tool	61
Figure 4.6	Experiment result and prediction of surface roughness for coated tool	64
Figure 4.7	Plot of perturbation for R_a in carbide-uncoated tool	68
Figure 4.8	Cutting force plot according to (a) intersection of V_c and f_z , (b) intersection of V_c and a_r , (c) intersection of V_c and a_a , (d) intersection of f_z and a_r , (e) intersection of f_z and a_a , (f) intersection of a_r and a_x	69
Figure 4.9	ANN flow-chart for R_a prediction	73
Figure 4.10	Network performance of surface roughness in hidden layers for uncoated tool	75
Figure 4.11	Experiment result and prediction of surface roughness for uncoated tool	78
Figure 4.12	Plot of perturbation for F_c in carbide-coated tool	86
Figure 4.13	Cutting force plot according to (a) intersection of V_c and f_z , (b) intersection of V_c and a_r , (c) intersection of V_c and a_a , (d) intersection of f_z and a_r , (e) intersection of f_z and a_a , (f) intersection of a_r and a_x	87
Figure 4.14	ANN flow-chart for F_c prediction	91
Figure 4.15	Network performance of cutting force in hidden layers for coated tool	92
Figure 4.16	Experiment result and prediction of cutting force on a coated tool	95
Figure 4.17	Cutting force plot according to (a) intersection of V_c and f_z , (b) intersection of V_c and a_r , (c) intersection of V_c and a_a , (d) intersection of f_z and a_r , (e) intersection of f_z and a_a , (f) intersection of a_r and a_x	99
Figure 4.18	Plot of perturbation for F_c in carbide-coated tool	100
Figure 4.19	ANN flow-chart for F_c prediction	104
Figure 4.20	Network performance of cutting force in hidden layers for uncoated tool	106

Figure 4.21	Experiment result and prediction of F_c on a coated tool	109
Figure 4.22	Cutting speed on the surface roughness of thin-walled vs non-thin walled workpieces	113
Figure 4.23	Feed rate on the surface roughness of thin-walled vs non-thin walled workpieces	114
Figure 4.24	Cutting speed on the cutting force of thin-walled vs non-thin walled workpieces	114
Figure 4.25	Feed rate on the cutting force of thin-walled vs non-thin walled workpieces	115
Figure 4.26	Thin-walled natural frequencies	118
Figure 4.27	Plot of thin-walled mode shapes and it distribution	118
Figure 4.28	Cutting speed on the vibration of thin-walled vs non-thin walled workpieces	120
Figure 4.29	Feed rate on the vibration of thin-walled vs non-thin walled workpieces	120
Figure 4.30	Effect of V_c and f_z on the vibration of thin-walled workpieces using uncoated cutting tools	121
Figure 4.31	Effect of V_c and f_z on the vibration of thin-walled workpieces using coated cutting tools	122
Figure 4.32	Effect of V_c and f_z on the vibration of non thin-walled workpieces using uncoated cutting tools	123
Figure 4.33	Effect of V_c and f_z on the vibration of non thin-walled workpieces using coated cutting tools	124
Figure 4.34	Surface photography of thin walled workpiece Ti6Al4V on machining using coated carbide tools	125
Figure 4.35	Surface photography of thin walled workpiece Ti6Al4V on machining using uncoated carbide tools	126

LIST OF TABLES

			Page
Table	2.1	Mechanical properties of titanium alloy, steel alloy and aluminum alloy	27
Table	3.1	Mechanical properties of Ti6Al4V alloy	37
Table	3.2	Chemical composition of Ti6Al4V (weight %)	37
Table	3.3	Specifications of coconut oil	39
Table	3.4	Independent variables for experiment test	42
Table	3.5	Coded and actual level of the 4 variables	42
Table	4.1.	Surface roughness experiment result for coated and uncoated tools	49
Table	4.2	Validation data for surface roughness on prediction models	50
Table	4.3	ANOVA results for linear model of R_a for carbide coated tool	51
Table	4.4	ANOVA results for quadratic models of R_a for coated carbide tool	53
Table	4.5	Prediction values based on linear and quadratic models for R_a using RSM for coated carbide tool	57
Table	4.6	Prediction values of validation is based on linear and quadratic models for R_a using RSM for coated tool	58
Table	4.7	Experimental value and surface roughness of prediction using ANN for coated tool	62
Table	4.8	ANOVA results for linear models of surface roughness for uncoated tool	65
Table	4.9	ANOVA results for quadratic models of surface roughness for uncoated tool	66
Table	4.10	Experimental value and surface roughness of prediction using RSM for uncoated tool	70
Table	4.11	The prediction values of validation was based on linear and quadratic surface roughness model using RSM for uncoated tool	71
Table	4.12	Experimental value and surface roughness of prediction using ANN for uncoated tool	74

Table	4.13	The prediction values of validation for Surface roughness using ANN for uncoated tool	77
Table	4.14	Experimental results of cutting force for coated and uncoated tools	79
Table	4.15	Validation data for cutting force on prediction model	80
Table	4.16	ANOVA for linear model of cutting force for coated tool	82
Table	4.17	ANOVA for quadratic models of F_c for coated tool	83
Table	4.18	ANOVA modified quartic equations for coated tool	84
Table	4.19	Experimental results and cutting force of prediction using RSM for coated tool	88
Table	4.20	The prediction values of validation was based on linear and quadratic cutting force model using RSM for coated tool	89
Table	4.21	Experimental value and cutting force of prediction by ANN for coated tool	92
Table	4.22	The prediction values of validation for F_c using ANN	94
Table	4.23	ANOVA for linear models of cutting force for uncoated tool	96
Table	4.24	ANOVA for second order models of cutting force for uncoated tool	97
Table	4.25	Experimental value and cutting force of prediction using RSM for uncoated tool	101
Table	4.26	Prediction values of validation is based on linear and quadratic models for cutting force on RSM for uncoated tool	102
Table	4.27	Training and testing results of cutting force from the BP algorithm for uncoated tool	105
Table	4.28	Experimental value and cutting force of prediction by ANN training for uncoated tool	106
Table	4.29	Validation prediction value for cutting force uncoated tool by ANN testing	108
Table	4.30	Optimum independent variable values	110
Table	4.31	Optimum conditions for high rate of metal removal	111
Table	4.32	Comparison of the results of the surface roughness between thin-walled and non thin-walled	112
Table	4.33	Comparison of the results of the cutting force between thin-walled and non thin-walled	113

Table 4.34 The vibration results between thin-walled and non thin-walled 119

CHAPTER 1

INTRODUCTION

1.1 Overview

This study evaluated the performance of end milling Ti6Al4V thin-walled using uncoated and coated tools. Machining condition was conducted in minimum quantity lubrication (MQL) with the use of vegetable oil. The influence of independent variables toward dependent variables were determined from mathematical model developed namely response surface methodology (RSM) and artificial neural networks (ANN).

1.2 Background of the Problems

The application of titanium alloys has increased in recent years. This alloys have excellence characteristic such as low density, corrosion resistance and high yield strength, fatigue strength, hardness, toughness (Gupta and Laubscher, 2016; Revuru et al., 2017). Based on the requirements, titanium alloys are ubiquitous applied in the aerospace, automotive, marine, power plant reactor, and consumer electronic in thin-walled structure. Global air traffic is growing fast and prospective main fleet growth is in Asia Pacific. Hence, new aircraft and spare parts demands are also significant. Airframes of aerospace are usually formed by thin-walled Ti6Al4V. Ti6Al4V recently pointed about 60% of the titanium production (Kappmeyer et al., 2012; Garcia and Ribeiro, 2016; Bolar et al., 2018; (Zhu et al., 2019).

Ti6Al4V thin-walled are also an aerospace component as the thin-walled of aluminum alloy, nickel alloy, and stainless steel. Titanium alloys have superior property wherein the density twice lower than nickel alloy and more

electrochemical compatible than aluminum. However, titanium is the most popularly difficult manufacturability due to its nature, such high chemical activities and low thermal conductivity (Armendia et al., 2010; Pramanik and Littlefair, 2015; Wstawska and Ślimak, 2016). As an example, thermal conductivity of 7075 aluminum alloy is 25 times higher than that of Ti6Al4V. The cutting tool achieved the head form titanium alloy approximately 80%, whereas only 50% conducted into the tool when machining steel. Another matter faced also because of the low elastic modulus (only 50% of steel) during machining titanium alloys, thereby vibration occur and increases surface roughness (Sharma et al., 2015; Huang et al., 2015; Gupta and Laubscher, 2016; Revuru et al., 2017). Hence, the machining of Ti6Al4V thin-walled is more challenging than that of steel, nickel and aluminum alloys aerospace materials.

The application of cutting fluid is implicated in reducing cutting force when machining titanium alloys. Petroleum-based cutting fluids are extensively used, even though it is noxious on storage and disposal. Asia as the largest consumer of cutting fluids. The International Agency for Research on Cancer (IARC) notified that petroleum-based cutting fluids with main concern are the content of polyaromatic hydrocarbon. This substance is carcinogens, mutagens and teratogens (Pramanik and Littlefair, 2015; Debnath et al., 2019). Investigations estimated the cost of cutting fluid can reach 30% of total cost machining hard materials include the high prices of non-biodegradable disposal treatment (Sharif et al., 2016; Benedicto et al., 2017).

The application of vegetable oil cutting fluids in green machining are intended accordingly renewable, biodegradable and less toxic properties. The polar molecules interact strongly with a metallic surface and enable to absorb pressure in a greater capacity. Moreover, the request for vegetable oil cutting fluids slowly begin to replace the synthetic lubricant (Debnath et al., 2014; Boswell et al., 2017; Jeevan and Jayaram, 2018).

There are several studies on coconut oil, because of its oxidative resistance and better polarity compared to other vegetable oils. Coconut production in Indonesia was more than 2.8 million tons in 2018 (Dirjend_Perkebunan, 2018). The researchers indicated the tendency in reducing, co-efficient of friction,

cutting force and surface roughness compared to others vegetable oil or soluble oil. Drilling chips of non thin-walled Ti6Al4V from MQL coconut oil are more uniform, the form didn't become strings and the color didn't show as burnt chip compare than olive oil, sesame oil and palm oil. This indicated that coconut oil as cutting fluids lead to a better cutting mechanism. This better ability is due to the relatively lower viscosity value and greater specific gravity (Banerjee and Sharma, 2015). Studies using nano boric acid and heavy metals in coconut oil as cutting fluid have also been experimented. Unfortunately, European Chemicals Agency (ECHA) classified boric acid and heavy metal as substances of very high concern to the health. Besides, nanoparticle are very expensive (Benedicto et al., 2017; Debnath et al., 2019).

The price of coconut oil, which still relatively high in contrast to petroleum lead the researcher investigated the application soluble cutting fluid of coconut oil. In contrast, in this study coconut oil will be applied as neat oil, according to Srikant and Rao (2017) informed that emulsifier often makes the cutting fluid non-biodegradable. Fairuz et al. (2015) concluded that neat coconut oil is more effective to improve drilling performance under minimum quantity lubrication (MQL).

Latest trends, MQL vegetable oil machining classified as advance green machining. In machining titanium, MQL more suitable for others green machining methods such as cryogenic generates 16 % hardening of Ti6Al4V and dry cutting conducted tool wear (Wstawska and Ślimak, 2016; Debnath et al., 2019). However, it could be intended MQL technique as another effort in minimizing the consumption of cutting fluid which hereinafter reducing the high cost of milling titanium alloy. This take into consideration about the strain hardening in machining titanium alloys make the process very uneconomical. There are some studies about the machining under MQL vegetable oil (Sharma et al., 2015; Sharif et al., 2016; Park et al., 2017).

In this study uncoated tool and AlCrN coated tool was utilized under MQL coconut oil. This is important to consider about the effect of tool type in machining titanium alloy. Uncoated carbide and AlCrN coated tool as typical tool in milling of Ti6Al4V (Wstawska and Ślimak, 2016; Gupta and Laubscher,

2016).

Many studies have been carried out that implement RSM and ANN. Rao and Kalyankar (2014) informed in the review about studies that employed RSM and ANN in evaluating surface roughness when machining various materials such as steel, composite, alloy etc. The RSM was utilized in formulating the problem consist based on mathematical regression. Mia and Dar, 2016 claimed that the accuracy of ANN predictive was better compare to RSM when dry turning AISI 1060. Whereas Mia et al (2017) obtained that the accuracy RSM predictive was better than ANN in cryogenic turning Ti6Al4V. Based on considering the previous investigations, there are lots of problems in the machining of Ti6Al4V. The evaluation and optimization of this milling study were obtained with the use of RSM and ANN.

1.3 Statement of The Problems

Milling of thin-walled components is very substantial in the modern aerospace industry. The machining of Ti6Al4V thin-walled is more difficult and challenging than that of steel, nickel and aluminium alloys as aerospace materials. Important independent variables are learned in machining Ti6Al4V straight to elevate dependent variables such cutting force, followed by the increase in vibration and contributes to poor surface roughness. The complexity of machining thin-walled Ti6Al4V requires the support of cutting fluids that meet these specific needs. In spite of petroleum-based cutting fluids are extensively used, it is harmful in use, storage and disposal. Coconut oil as excellent vegetable oil was used as cutting fluids. Thereafter in effort to minimize the price of coconut oil and the high cost of machining Ti6Al4V then milling operation obtained by the utilization of MQL technique. It is necessary to consider about the influence of tool type to dependent variables. Hence, either coated AlCrN tool or uncoated carbide tool were compared in this study, at once it can be discussed in relation to machining variables. It is notable that lots of

problems in the milling of Ti6Al4V. Therefore it was required to formulate the problem with the modelling and optimization of machining by RSM and ANN.

1.4 Objectives of The Study

The objectives of this study are listed below:

1. To determine the mathematical models of RSM for end milling on thin-walled Ti6Al4V with coated and uncoated tools.
2. To reveal the RSM optimum machining conditions in end milling of Ti6Al4V under MQL with coated and uncoated tools.
3. To determine the best prediction accuracy algorithm according to ANN.
4. To compare closeness to experimental according to mean square error (MSE) values on the RSM model and the accuracy of ANN predictions.
5. To determine the influence of independent variables to dependent variables with coated and uncoated tools.
6. To determine the effect of thin-walled and non-thin-walled structures on surface roughness, cutting force and vibration with coated and uncoated tools.

1.5 Significance of The Study

The significance of this study is to investigate the parameters of machining during milling advanced aerospace materials in thin-walled structure with the application of neat coconut oil as best locally source vegetable oil. The milling Ti6Al4V obtained under healthy machining, but still along inexpensive machining operation.

This study is also significant since there are very rarely found in the

evaluation of performance machining which concern to the link between the utilization of vegetable oil cutting fluid and the application of statistical technique either mathematical terminology (RSM) or computational modeling tool (ANN).

1.6 Scopes of The Study

The scope of this study is to evaluate the performance of end milling on thin-walled Ti6Al4V alloys. This process will be conducted under MQL-system of neat coconut oils 40 mL/hour. Various independent variables were cutting speed- V_c (64 to 156 m/min), feed rate- f_z (0.025 to 0.158 mm/tooth), radial- a_r (0.2 to 0.51 mm) and axial- a_x (3.5 to 14.14 mm) depth of cut (DOC). The dependent variables investigated were surface roughness (R_a), cutting force (F_c) and vibration. The methods that approaches for finding the prediction model and optimum cutting condition, RSM and ANN would be involved.

1.7 Conceptual Framework

The poor rigidity of thin section in thin-walled structure prone to deform by the influence of cutting force (Bolar et al., 2018b). It is difficult to improve the productivity in milling thin-walled Ti6Al4V since a moderate raise of depth of cut and feed rate straight to elevate dependent variables cutting force, followed by the increase in vibration and contributes to higher surface roughness (Park et al., 2017, Jiang et al., 2017). In previous studies, the main factors affecting surface roughness were cutting speed and feed rate (Grzesik, 2017; Park et al., 2017). Whereas the cutting speed and depth of cut of affects vibrations more (Wang et al., 2014; Wu et al., 2016). Furthermore, the feature of this alloy such as strain hardening and complex deformation also brings about

to the higher cutting force (Pramanik and Littlefair, 2015). Besides, the hardening of these alloys also caused by its high reactivity with interstitial oxygen, which form oxide film (Adamus et al., 2018). Huang et al (2015) also discussed that serrated chips from the surface of a workpiece which occur as typical characteristics of milling titanium alloy thin-walled will generate the higher cutting force, vibration and deterioration of surface finish. Proper surface quality is purposed for corrosion resistance, fatigue strength and the aesthetic.

Application of cutting fluid is implicated in reducing cutting force during machining titanium alloy (Debnath et al., 2015; Debnath et al., 2019). When MQL coconut oil was used as a cutting fluid, the chips of non thin-walled Ti6Al4V drilling would be better than the use of others vegetable oil (Banerjee and Sharma, 2015). Uncoated carbide and AlCrN coated tool as typical tool in milling Ti6Al4V (Gupta and Laubscher, 2016). The trend of phenomena may not occur the same if machining is carried out on different types of tools. Therefore, studies are needed which further discuss the effect of the independent variables applying coconut oil as MQL cutting fluid to other related dependent variables by utilizing uncoated and AlCrN coated tool in milling Ti6Al4V thin-walled. This conceptual framework can be presented in a scheme according to the Figure 1.1.

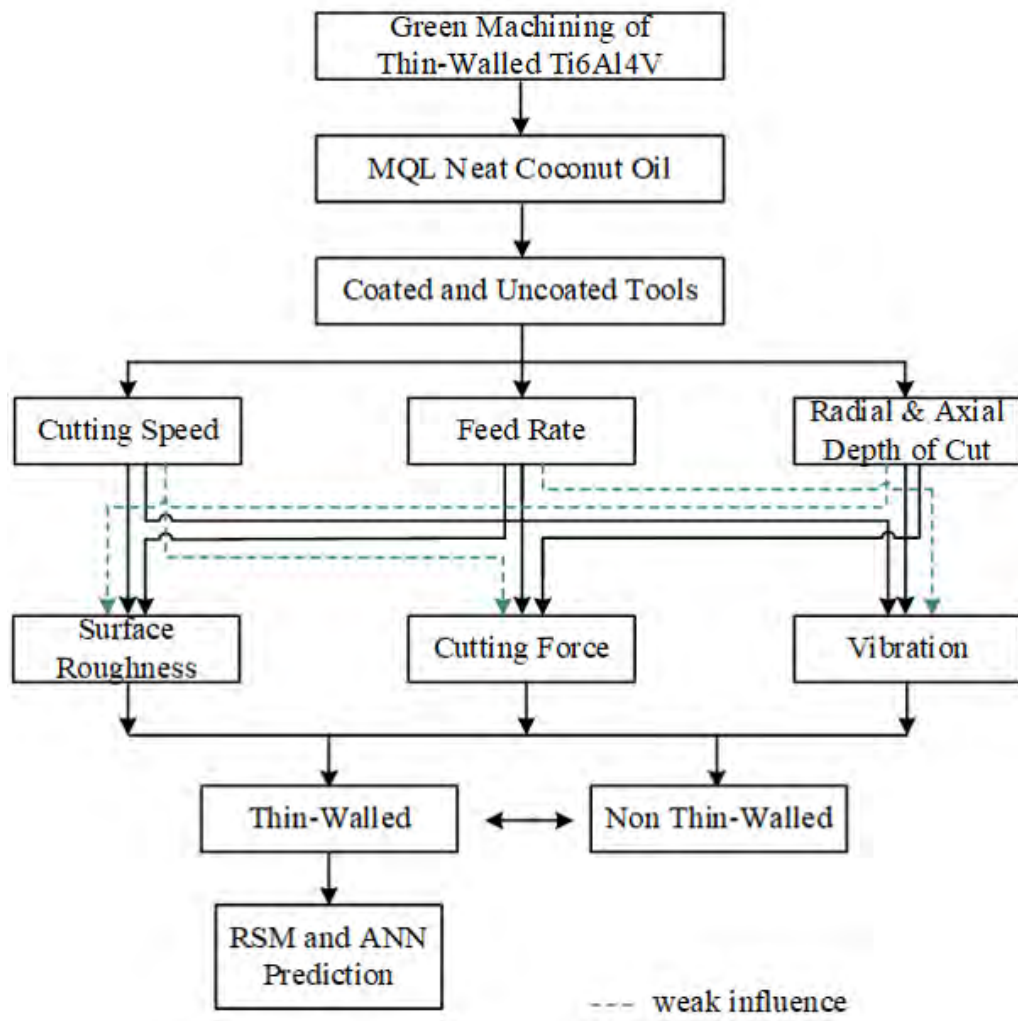


Figure 1.1 Conceptual framework in study

REFERENCES

- Adamus, J., Winowiecka, J., Dwyer, M., Lacki, P., 2018. Numerical Simulation of Forming Titanium Thin-wall Panels with Stiffeners. *Advances in Science and Technology Research Journal*, 12 (1): 54–62. <https://doi.org/10.12913/22998624/80826>
- Adlina, J.M.N., Kamaleshwaran, T., Fairuz, M.A., Azwan, I. a, 2014. Australian Journal of Basic and Applied Sciences A Study of Surface Roughness & Surface Integrity in Drilling Process Using Various Vegetable – Oil Based Lubricants In Minimum Quantity Lubrication. 8 (15): 191–197.
- Armendia, M., Garay, A., Iriarte, L., Arrazola, P., 2010. Comparison of the machinabilities of Ti6Al4V and TIMETAL ® 54M using uncoated WC – Co tools. *Journal of Materials Processing Technology*, 210 197–203. <https://doi.org/10.1016/j.jmatprotec.2009.08.026>
- Arnaud, L., Gonzalo, O., Seguy, S., Jauregi, H., Peigné, G., 2011. Simulation of low rigidity part machining applied to thin-walled structures. *International Journal of Advanced Manufacturing Technology*, 54 (5–8): 479–488. <https://doi.org/10.1007/s00170-010-2976-9>
- Arsene, B., Pascariu, G.P., Sarbu, F.A., Barbu, M., Calefariu, G., 2018. Green manufacturing by using organic cooling-lubrication fluids. *IOP Conference Series: Materials Science and Engineering*, 399 012001. <https://doi.org/10.1088/1757-899x/399/1/012001>
- Banerjee, N., Sharma, A., 2015. Multi-Point Injection Minimum Quantity Lubrication Machining. *Materials Science Forum*, 830–831 108–111. <https://doi.org/10.4028/www.scientific.net/msf.830-831.108>
- Batista, M., Morales, A., Gómez-Parra, A., Salguero, J., Puerta, F.J., Marcos, M., 2015. 3D-FEM Based Methodology for Analysing Contour Milling Processes of Ti Alloys. *Procedia Engineering*, 132 (December): 1136–

1143. <https://doi.org/10.1016/j.proeng.2015.12.606>
- Benedicto, E., Carou, D., Rubio, E.M., 2017. Technical, Economic and Environmental Review of the Lubrication/Cooling Systems Used in Machining Processes. *Procedia Engineering*, 184 99–116. <https://doi.org/10.1016/j.proeng.2017.04.075>
- Bolar, G., Das, A., Joshi, S.N., 2018a. Analysis of Surface Integrity and Dimensional Accuracy During Thin-Wall Machining 681–688. https://doi.org/10.1007/978-3-319-53556-2_70
- Bolar, G., Das, A., Joshi, S.N., 2012. Measurement and analysis of cutting force and product surface quality during end-milling of thin-wall components. *Measurement*. <https://doi.org/10.1016/j.measurement.2018.02.015>
- Bolar, G., Mekonen, M., Das, A., Joshi, S.N., 2018b. Experimental Investigation on Surface Quality and Dimensional Accuracy during Curvilinear Thin-Wall Machining. *Materials Today: Proceedings*, 5 (2): 6461–6469. <https://doi.org/10.1016/j.matpr.2017.12.259>
- Boswell, B., Islam, M.N., Davies, I.J., Ginting, Y.R., Ong, A.K., 2017. A review identifying the effectiveness of minimum quantity lubrication (MQL) during conventional machining. <https://doi.org/10.1007/s00170-017-0142-3>
- Cadena, N.L., Cue-Sampedro, R., Siller, H.R., Arizmendi-Morquecho, A.M., Rivera-Solorio, C.I., Di-Nardo, S., 2013. Study of PVD AlCrN coating for reducing carbide cutting tool deterioration in the machining of titanium alloys. *Materials*, 6 (6): 2143–2154. <https://doi.org/10.3390/ma6062143>
- Chandrasekaran, M., Devarasiddappa, D., 2014. Artificial neural network modeling for surface roughness prediction in cylindrical grinding of Al-SiCp metal matrix composites and ANOVA analysis. *Advances in Production Engineering {&} Management*, 9 (2): 59–70. <https://doi.org/10.14743/apem2014.2.176>
- Chen, Y., Sun, R., Gao, Y., Leopold, J., 2016. A nested-ANN prediction model

- for surface roughness considering the effects of cutting forces and tool vibrations. *Measurement: Journal of the International Measurement Confederation*, 98, 25–34. <https://doi.org/10.1016/j.measurement.2016.11.027>
- Cheng, Y., Zuo, D., Wu, M., Feng, X., Zhang, Y., 2015. Study on simulation of machining deformation and experiments for thin-walled parts of titanium alloy. *International Journal of Control and Automation*, 8 (1): 401–410. <https://doi.org/10.14257/ijca.2015.8.1.38>
- Chinchanikar, S., Salve, A.V., Netake, P., More, A., Kendre, S., Kumar, R., 2014. Comparative Evaluations of Surface Roughness During Hard Turning under Dry and with Water-based and Vegetable Oil-based Cutting Fluids. *Procedia Materials Science*, 5, 1966–1975. <https://doi.org/10.1016/j.mspro.2014.07.529>
- Coromant, S., 2016. Total component solutions Expertise for challenging production, 1st ed. Sandvik Coromant, Sweden.
- Debnath, S., Mohan Reddy, M., Sok Yi, Q., 2015. Influence of cutting fluid conditions and cutting parameters on surface roughness and tool wear in turning process using Taguchi method. *Measurement*, 78, 111–119. <https://doi.org/10.1016/j.measurement.2015.09.011>
- Debnath, S., Reddy, M.M., Pramanik, A., 2019. Dry and Near-Dry Machining Techniques for Green Manufacturing 1–27. https://doi.org/10.1007/978-3-030-03276-0_1
- Debnath, S., Reddy, M.M., Yi, Q.S., 2014. Environmental friendly cutting fluids and cooling techniques in machining: A review. *Journal of Cleaner Production*, 83, 33–47. <https://doi.org/10.1016/j.jclepro.2014.07.071>
- Devarasiddappa, D., Chandrasekaran, M., Maldal, A., 2012. Artificial Neural Network Modeling for Predicting Surface Roughness in End Milling of Al-SiCp Metal Matrix Composites and its Evaluation. *Journal of Applied Sciences*, 12 (10): 955–962. <https://doi.org/10.3923/jas.2012.955.962>

DGUV, 2010. Minimum Quantity Lubrication for machining operations. *Sustainable Manufacturing* (November): 79–110. <https://doi.org/10.1002/9781118621653.ch3>

Ding, S.L., Izamshah R.A., R., Mo, J.P.T., Zhu, Y.W., 2011. The Development of an Economic Model for the Milling of Titanium Alloys. *Key Engineering Materials*, 458, 362–367. <https://doi.org/10.4028/www.scientific.net/KEM.458.362>

Dirjend_Perkebunan, 2018. Statistik Perkebunan Indonesia 2016 - 2018: Kelapa (Coconut). Sekretariat Direktorat Jenderal Perkebunan, Kementerian Pertanian.

Ducobu, F., Rivière-Lorphèvre, E., Filippi, E., 2016. Material constitutive model and chip separation criterion influence on the modeling of Ti6Al4V machining with experimental validation in strictly orthogonal cutting condition. *International Journal of Mechanical Sciences*, 107 136–149. <https://doi.org/10.1016/j.ijmecsci.2016.01.008>

Elmunafi, M.H.S., Noordin, M.Y.Y., Kurniawan, D., 2015. Tool Life of Coated Carbide Cutting Tool when Turning Hardened Stainless Steel under Minimum Quantity Lubricant Using Castor Oil. *Procedia Manufacturing*, 2 (February): 563–567. <https://doi.org/10.1016/j.promfg.2015.07.097>

Fairuz, M.A., Nurul Adlina, M.J., Azmi, A.I., Hafiezal, M.R.M., Leong, K.W., 2015. Investigation of Chip Formation and Tool Wear in Drilling Process Using Various Types of Vegetable-Oil Based Lubricants. *Applied Mechanics and Materials*, 799–800 (October): 247–250. <https://doi.org/10.4028/www.scientific.net/amm.799-800.247>

Feng, J., Sun, Z., Jiang, Z., Yang, L., 2016. Identification of chatter in milling of Ti-6Al-4V titanium alloy thin-walled workpieces based on cutting force signals and surface topography. *International Journal of Advanced Manufacturing Technology*, 82 (9–12): 1909–1920. <https://doi.org/10.1007/s00170-015-7509-0>

Feng, J., Sun, Z., Jiang, Z., Yang, L., 2015. Identification of chatter in milling of

- Ti-6Al-4V titanium alloy thin-walled workpieces based on cutting force signals and surface topography. <https://doi.org/10.1007/s00170-015-7509-0>
- Garcia, U., Ribeiro, M. V., 2015. Ti6Al4V Titanium Alloy End Milling with Minimum Quantity of Fluid Technique Use. *Materials and Manufacturing Processes*, 31 (7): 905–918. <https://doi.org/10.1080/10426914.2015.1048367>
- Gokulachandran, J., Mohandas, K., 2011. Tool Life Prediction Model Using Regression and Artificial Neural Network Analysis. *International Journal of Production and Quality Engineering*, 3 (1): 9–16.
- Goldberg, Y., 2017. Neural Network Methods for Natural Language Processing, Synthesis Lectures on Human Language Technologies. <https://doi.org/10.2200/S00762ED1V01Y201703HLT037>
- Groover, M.P., 2013. Fundamentals of Modern Manufacturing: Materials, Processes, and Systems, Igarss 2014. <https://doi.org/10.1007/s13398-014-0173-7.2>
- Grzesik, W., 2017. Advanced Machining Processes of Metallic Materials - Theory, Modelling, and Applications, Second Edi. ed, Elsevier. Joe Hayton, Amsterdam. <https://doi.org/10.1016/b978-0-444-63711-6.00021-1>
- Gupta, K., Laubscher, R.F., 2016. Sustainable machining of titanium alloys: A critical review. *Proceedings of the Institution of Mechanical Engineers, Part B: Journal of Engineering Manufacture*, 231 (14): 2543–2560. <https://doi.org/10.1177/0954405416634278>
- Harikrishnan, K., Mohan, A., John, J.P., 2017. Development of a New Coconut Oil Based Cutting Fluid for Turning of EN19 Steel 824–836. <https://doi.org/10.15680/IJRSET.2017.0601037>
- Hou, J., Zhou, W., Duan, H., 2013. Influence of cutting speed on cutting force , flank temperature , and tool wear in end milling of Ti-6Al-4V alloy (August): 1–12. <https://doi.org/10.1007/s00170-013-5433-8>

- Huang, P., Li, J., Sun, J., Ge, M., 2012a. Milling force vibration analysis in high-speed-milling titanium alloy using variable pitch angle mill 153–160. <https://doi.org/10.1007/s00170-011-3380-9>
- Huang, P., Li, J., Sun, J., Zhou, J., 2013. Vibration analysis in milling titanium alloy based on signal processing of cutting force 613–621. <https://doi.org/10.1007/s00170-012-4039-x>
- Huang, P., Li, J., Sun, J., Zhou, J., 2012b. Study on vibration reduction mechanism of variable pitch end mill and cutting performance in milling titanium alloy. *International Journal of Advanced Manufacturing Technology*, 67 (5–8): 1385–1391. <https://doi.org/10.1007/s00170-012-4575-4>
- Huang, P.L., Feng, J., Sun, Z., Jiang, Z., Yang, L., 2016. Identification of chatter in milling of Ti-6Al-4V titanium alloy thin-walled workpieces based on cutting force signals and surface topography. *International Journal of Advanced Manufacturing Technology*, 82 (9–12): 1909–1920. <https://doi.org/10.1007/s00170-015-7509-0>
- Huang, P.L., Li, J.F., Sun, J., Jia, X.M., 2015. Cutting signals analysis in milling titanium alloy thin-part components and non-thin-wall components. *International Journal of Advanced Manufacturing Technology*, 84 (9–12): 2461–2469. <https://doi.org/10.1007/s00170-015-7837-0>
- Huang, P.L., Li, J.F., Sun, J., Zhou, J., 2014. Study on performance in dry milling aeronautical titanium alloy thin-wall components with two types of tools. *Journal of Cleaner Production*, 67 258–264. <https://doi.org/10.1016/j.jclepro.2013.12.006>
- Huang, Y., Zhang, X., Xiong, Y., 2012. Finite Element Analysis of Machining Thin-Wall Parts: Error Prediction and Stability Analysis. *Finite Element Analysis - Applications in Mechanical Engineering* 327–354. <https://doi.org/10.5772/50374>
- Izamshah, R.A., 2011. Hybrid Deflection Prediction for Machining Thin-Wall Titanium Alloy Aerospace Component. RMIT University.

- Jeevan, T.P., Jayaram, S.R., 2018. Tribological Properties and Machining Performance of Vegetable Oil Based Metal Working Fluids—A Review. *Modern Mechanical Engineering*, 08 (01): 42–65. <https://doi.org/10.4236/mme.2018.81004>
- Jeyakumar, S., Marimuthu, K., Ramachandran, T., 2015. Optimization of machining parameters of Al6061 composite to minimize the surface roughness – Modelling using RSM and ANN. *Indian Journal of Engineering and Materials Sciences*, 22 (1): 29–37.
- Jiang, Z.H., Jia, M.F., Liu, P.H., 2017. Experimental study on milling force in processing Ti6Al4V thin-walled part. 154 (Icmia): 486–515.
- Kang, Z., Honghua, S., Linjiang, H., Yingzhi, L., 2016. Vibration Control of HSM of Thin-wall titanium alloy Components Based on Finite Element Simulation 304–309. <https://doi.org/10.4028/www.scientific.net/MSF.836-837.304>
- Kant, G., Sangwan, K.S., 2015. Predictive modelling and optimization of machining parameters to minimize surface roughness using artificial neural network coupled with genetic algorithm. *Procedia CIRP*, 31 453–458. <https://doi.org/10.1016/j.procir.2015.03.043>
- Kappmeyer, G., Hubig, C., Hardy, M., Witty, M., Busch, M., 2012. Modern machining of advanced aerospace alloys-Enabler for quality and performance. *Procedia CIRP*, 1 (1): 28–43. <https://doi.org/10.1016/j.procir.2012.04.005>
- Karkalos, N.E., Galanis, N.I., Markopoulos, A.P., 2016. Surface roughness prediction for the milling of Ti-6Al-4V ELI alloy with the use of statistical and soft computing techniques. *Measurement: Journal of the International Measurement Confederation*, 90 25–35. <https://doi.org/10.1016/j.measurement.2016.04.039>
- Kennametal, 2011. Sustainable solutions, in: *Catalog for Aerospace Manufacturing and Advanced Materials for a New Generation*. p. 684.

- Kilickap, E., Yardimeden, A., Çelik, Y.H., 2017. Mathematical Modelling and Optimization of Cutting Force, Tool Wear and Surface Roughness by Using Artificial Neural Network and Response Surface Methodology in Milling of Ti-6242S. *Applied Sciences*, 7 (10): 1064. <https://doi.org/10.3390/app7101064>
- Kumar, B.S., Padmanabhan, G., Krishna, P.V., 2015. Experimental investigations of vegetable oil based cutting fluids with extreme pressure additive in machining of AISI 1040 steel. *Manufacturing Science and Technology*, 3 (1): 1–9. <https://doi.org/10.13189/mst.2015.030101>
- Lawal, S.A., 2013a. A review of application of vegetable oil-based cutting fluids in machining non-ferrous metals, *Indian Journal of Science and Technology*.
- Lawal, S.A., 2013b. A review of application of vegetable oil-based cutting fluids in machining non-ferrous metals. *Indian Journal of Science and Technology*, 6 (1): 3951–3956.
- Liu, Z., An, Q., Xu, J., Chen, M., Han, S., 2013. Wear performance of (nc-AlTiN)/(a-Si₃N₄) coating and (nc-AlCrN)/(a-Si₃N₄) coating in high-speed machining of titanium alloys under dry and minimum quantity lubrication (MQL) conditions. *Wear*, 305 (1–2): 249–259. <https://doi.org/10.1016/j.wear.2013.02.001>
- Liu, Z., Xu, M., 2013. Research on Technology Test of 304 Stainless Steel Super Long Deep-hole Drilling. *Advanced Materials Research*, 774–776 1137–1140. <https://doi.org/doi:10.4028/www.scientific.net/AMR.774-776.1137>
- Liu, Z.Q., Chen, M., An, Q.L., 2015. Investigation of friction in end-milling of Ti-6Al-4V under different green cutting conditions. *International Journal of Advanced Manufacturing Technology*, 78 (5–8): 1181–1192. <https://doi.org/10.1007/s00170-014-6730-6>
- Meddour, I., Yaltese, M.A., Bensouilah, H., Khellaf, A., Elbah, M., 2018. Prediction of surface roughness and cutting forces using RSM, ANN, and NSGA-II in finish turning of AISI 4140 hardened steel with mixed ceramic

- tool. *International Journal of Advanced Manufacturing Technology*, 97 (5–8): 1931–1949. <https://doi.org/10.1007/s00170-018-2026-6>
- Mohrni, A.S., Yanis, M., Sharif, S., Yani, I., Yuliwati, E., Ismail, A.F., Shayfull, Z., 2017. A comparison RSM and ANN surface roughness models in thin-wall machining of Ti6Al4V using vegetable oils under MQL-condition. *AIP Conference Proceedings*, 1885. <https://doi.org/10.1063/1.5002355>
- Mohrni, A.S., Yanis, M., Yuliwati, E., Sharif, S., Ismail, A.F., Yani, I., 2019. Innovations in Manufacturing for Sustainability, Material Forming, Machining and Tribology, in: Gupta, K. (Ed.), S. Springer, Switzerland AG. <https://doi.org/10.1007/978-3-030-03276-0>
- Myers, R.H., Montgomery, D.C., Anderson-Cook, C.M., 2016. Response Surface Methodology - Process and Product Optimization using Designed Experiments, Fourth. ed, Wiley. John Wiley & Sons, Inc., Hoboken, New Jersey.
- Namb, M., Muthukrishnan, N., Davim, J.P., 2011. Influence of Coolant in Machinability of Titanium Alloy (Ti-6Al-4V). *Journal of Surface Engineered Materials and Advanced Technology*, 01 (01): 9–14. <https://doi.org/10.4236/jsemat.2011.11002>
- Okada, M., Hosokawa, A., Asakawa, N., Ueda, T., 2014. End milling of stainless steel and titanium alloy in an oil mist environment. *International Journal of Advanced Manufacturing Technology*, 74 (9–12): 1255–1266. <https://doi.org/10.1007/s00170-014-6060-8>
- Park, K., Suhaimi, M.A., Yang, G., Lee, D., Lee, S., Kwon, P., 2017. Milling of Titanium Alloy with Cryogenic Cooling and Minimum Quantity Lubrication (MQL). 18 (1): 5–14. <https://doi.org/10.1007/s12541-017-0001-z>
- Park, K.H., Yang, G., Suhaimi, M.A., Lee, D.Y., 2015. The effect of cryogenic cooling and minimum quantity lubrication on end milling of titanium alloy Ti-6Al-4V (December). <https://doi.org/10.1007/s12206-015-1110-1>

- Patel, K.A., Brahmabhatt, P.K., 2016. A Comparative Study of the RSM and ANN Models for Predicting Surface Roughness in Roller Burnishing. *Procedia Technology*, 23, 391–397. <https://doi.org/10.1016/j.protcy.2016.03.042>
- Paulo Davim, J., 2014. Machining of Titanium Alloys. Portugal. <https://doi.org/10.1007/978-3-662-43902-9>
- Perera, G.I.P., Herath, H.M.C.M., Perera, I.M.S.J., Medagoda, M.G.H.M.M.P., 2015. Investigation on white coconut oil to use as a metal working fluid during turning. *Proceedings of the Institution of Mechanical Engineers, Part B: Journal of Engineering Manufacture*, 229 (1): 38–44. <https://doi.org/10.1177/0954405414525610>
- Polishetty, A., Goldberg, M., Littlefair, G., Puttaraju, M., Patil, P., Kalra, A., 2014. A preliminary assessment of machinability of titanium alloy Ti 6Al 4V during thin wall machining using trochoidal milling. *Procedia Engineering*, 97 357–364. <https://doi.org/10.1016/j.proeng.2014.12.259>
- Prakash, D., Ramana, M.V., 2014. Performance Evaluation of Different Tools in Turning of Ti-6Al-4V Alloy Under Different Coolant Condition (2013): 8–9.
- Pramanik, A., Littlefair, G., 2015. Machining Science and Technology: An Machining of Titanium Alloy (Ti-6Al-4V)— Theory to Application. *Machining Science and Technology*, 19 (February 2015): 1–49. <https://doi.org/10.1080/10910344.2014.991031>
- Rahim, E.A., Sasahara, H., 2011. an Analysis of Surface Integrity When Drilling Inconel 718 Using Palm Oil and Synthetic Ester Under Mql Condition. *Machining Science and Technology*, 15 (1): 76–90. <https://doi.org/10.1080/10910344.2011.557967>
- Rahman Rashid, R.A., Sun, S., Wang, G., Dargusch, M.S., 2011. Machinability of a near beta titanium alloy. *Proceedings of the Institution of Mechanical Engineers, Part B: Journal of Engineering Manufacture*, 225 (12): 2151–2162. <https://doi.org/10.1177/2041297511406649>

- Ramana, M., Vishnu, A., Rao, G., Rao, D., 2012. Investigations, optimization of process parameters and mathematical modeling in turning of titanium alloy. *Journal of Engineering (IOSRJEN)*, 2 (1): 86–101.
- Rao, R.V., Kalyankar, V.D., 2014. Optimization of modern machining processes using advanced optimization techniques: a review. *The International Journal of Advanced Manufacturing Technology* 1159–1188. <https://doi.org/10.1007/s00170-014-5894-4>
- Rashid, R.A.R., Palanisamy, S., 2015. Tool wear mechanisms involved in crater formation on uncoated carbide tool when machining Ti6Al4V alloy. *The International Journal of Advanced Manufacturing Technology*. <https://doi.org/10.1007/s00170-015-7668-z>
- Raza, S.W., Pervaiz, S., Deiab, I., 2014. Tool wear patterns when turning of titanium alloy using sustainable lubrication strategies. *International Journal of Precision Engineering and Manufacturing*, 15 (9): 1979–1985. <https://doi.org/10.1007/s12541-014-0554-z>
- Revankar, G.D., Shetty, R., Rao, S.S., Gaitonde, V.N., 2014. Analysis of surface roughness and hardness in titanium alloy machining with polycrystalline diamond tool under different lubricating modes. *Materials Research*, 17 (4): 1010–1022. <https://doi.org/10.1590/1516-1439.265114>
- Revuru, R.S., Posinasetti, N.R., Vsn, V.R., Amrita, M., 2017. Application of cutting fluids in machining of titanium alloys—a review. *International Journal of Advanced Manufacturing Technology*, 91 (5–8): 2477–2498. <https://doi.org/10.1007/s00170-016-9883-7>
- Sahoo, A.K., Rout, A.K., Das, D.K., 2015. Response surface and artificial neural network prediction model and optimization for surface roughness in machining. *International Journal of Industrial Engineering Computations*, 6 (2): 229–240. <https://doi.org/10.5267/j.ijiec.2014.11.001>
- Sehgal, A.K., Meenu, 2014. Application of Artificial Neural Network in Surface Roughness Prediction considering Mean Square Error as Performance Measure. *International Journal of Computational Engineering &*

Management, 16 (Issue 3): 72–76.

Shanmuganathan, S., 2016. A hybrid artificial neural network (ANN) approach to spatial and non-spatial attribute data mining: A case study experience, *Studies in Computational Intelligence*. https://doi.org/10.1007/978-3-319-28495-8_21

Sharif, M.N., Pervaiz, S., Deiab, I., 2016. Potential of alternative lubrication strategies for metal cutting processes: a review, *International Journal of Advanced Manufacturing Technology*. *The International Journal of Advanced Manufacturing Technology*. <https://doi.org/10.1007/s00170-016-9298-5>

Sharif, S., Safari, H., Izman, S., Kurniawan, D., 2014. Effect of High Speed Dry End Milling on Surface Roughness and Cutting Forces of Ti-6Al-4V ELI. *Advances in Applied Mechanics and Materials*, 493 546–551. <https://doi.org/10.4028/www.scientific.net/AMM.493.546>

Sharma, V.S., Singh, G., Sorby, K., 2015a. A review on minimum quantity lubrication for machining processes. *Materials and Manufacturing Processes*, 30 (8): 935–953. <https://doi.org/10.1080/10426914.2014.994759>

Sharma, V.S., Singh, G., Sørby, K., 2015b. A Review on Minimum Quantity Lubrication for Machining Processes. *Materials and Manufacturing Processes*, 6914 (January 2016): 935–953. <https://doi.org/10.1080/10426914.2014.994759>

Shi, J., Song, Q., Liu, Z., Ai, X., 2017. A novel stability prediction approach for thin-walled component milling considering the material removing process. *Chinese Journal of Aeronautics* (June). <https://doi.org/10.1016/j.cja.2017.05.011>

Shyha, I., Gariani, S., Bhatti, M., 2015. Investigation of Cutting Tools and Working Conditions Effects when Cutting Ti-6al-4V using Vegetable Oil-Based Cutting Fluids. *Procedia Engineering*, 132 577–584. <https://doi.org/10.1016/j.proeng.2015.12.535>

- Sodavadia, K.P., Makwana, A.H., 2014. Experimental Investigation on the Performance of Coconut oil Based Nano Fluid as Lubricants during Turning of AISI 304 Austenitic Stainless Steel. *International Journal of Advanced Mechanical Engineering*, 4 (1): 55–60.
- Sonia, Jain, P.K., Metha, N.K., Upadhyay, V., 2013. Effect of cutting tool geometry on tool wear and tool temperature during ti-6al-4v machining. *International Journal of Mechanical and Materials Engineering*, 8 (1): 32–39.
- Srikant, R.R., Rao, P.N., 2017. Use of Vegetable-Based Cutting Fluids for Sustainable Machining. <https://doi.org/10.1007/978-3-319-51961-6>
- Stephenson, D.A., Agapiou, J.S., 2016. Metal Cutting Theory and Practice, Third Edit. ed. CRC Pres-Taylor & Francis Group, New York.
- Sulaiman, M.A., Che Haron, C.H., Ghani, J.A., Kasim, M.S., 2014. Effect of high-speed parameters on uncoated carbide tool in finish turning Titanium Ti-6Al-4V ELI. *Sains Malaysiana*, 43 (1): 111–116.
- Sultan, A.Z., Sharif, S., Kurniawan, D., 2014. Examining the Effect of Various Vegetable Oil-Based Cutting Fluids on Surface Integrity in Drilling Steel - A Review. *Advanced Materials Research*, 845 (APRIL 2015): 809–813. <https://doi.org/10.4028/www.scientific.net/AMR.845.809>
- Sun, C., Shen, X., Wang, W., 2016. Study on the Milling Stability of Titanium Alloy Thin-walled Parts Considering the Stiffness Characteristics of Tool and Workpiece. *Procedia CIRP*, 56 580–584. <https://doi.org/10.1016/j.procir.2016.10.114>
- Sun, Y., Sun, J., Li, J., Li, W., Feng, B., 2013. Modeling of cutting force under the tool flank wear effect in end milling Ti6Al4V with solid carbide tool. *International Journal of Advanced Manufacturing Technology*, 69 (9–12): 2545–2553. <https://doi.org/10.1007/s00170-013-5228-y>
- Syahrullail, S., Kamitani, S., Shakirin, A., 2013. Performance of vegetable oil as lubricant in extreme pressure condition. *Procedia Engineering*, 68

- (December 2013): 172–177. <https://doi.org/10.1016/j.proeng.2013.12.164>
- TingTing, C., Bin, R., Yinfei, Y., Wei, Z., Liang, L., Ning, H., 2014. FEM-Based Prediction and Control of Milling Deformation for a Thin-Wall Web of Ti-6Al-4V Alloy. *Materials Science Forum*, 800–801 368–373. <https://doi.org/10.4028/www.scientific.net/MSF.800-801.368>
- Tseng, T.L. (Bill), Konada, U., Kwon, Y. (James), 2016. A novel approach to predict surface roughness in machining operations using fuzzy set theory. *Journal of Computational Design and Engineering*, 3 (1): 1–13. <https://doi.org/10.1016/j.jcde.2015.04.002>
- Walker, T., 2015. The MQL Handbook - A guide to machining with Minimum Quantity Lubrication. Unist, Inc. V1.0.7, USA.
- Walker, T., 2013. A guide to machining with, Unist Guide.
- Wang, Gao, L., Zheng, Y., 2014. Prediction of regenerative chatter in the high-speed vertical milling of thin-walled workpiece made of titanium alloy. <https://doi.org/10.1007/s00170-014-5641-x>
- Wang, Z., Nakashima, S., Larson, M., 2014. Energy efficient machining of titanium alloys by controlling cutting temperature and vibration. *Procedia CIRP*, 17 523–528. <https://doi.org/10.1016/j.procir.2014.01.134>
- Wickramasinghe, K.C., Prera, G.I.P., Herath, H.M.C.M., 2017. Formulation and Performance Evaluation of a Novel Coconut Oil-based Metalworking Fluid 1–3.
- Wstawska, I., Ślimak, K., 2016. The influence of cooling techniques on cutting forces and surface roughness during cryogenic machining of titanium alloys. *Archives of Mechanical Technology and Materials*, 36 (1): 12–17. <https://doi.org/10.1515/amt-2016-0003>
- Wu, H.B., Zhang, S.J., 2014. 3D FEM simulation of milling process for titanium alloy Ti6Al4V. *The International Journal of Advanced Manufacturing Technology*, 71 (5–8): 1319–1326. <https://doi.org/10.1007/s00170-013-5546-0>

- Wu, S., Li, R., Liu, X., Yang, L., Zhu, M., 2016. Experimental Study of Thin Wall Milling Chatter Stability Nonlinear Criterion. *Procedia CIRP*, 56 422–427. <https://doi.org/10.1016/j.procir.2016.10.075>
- Yasir, A.M.S., Hassan, C.H., Jaharah, A.G., Norhamidi, M., Gusri, A.I., Zaid, A.Y., 2010. Cutting Force Analysis when Milling Ti-6Al-4V under Dry and Near Dry Conditions Using Coated Tungsten Carbides. *Advanced Materials Research*, 129–131 993–998. <https://doi.org/10.4028/www.scientific.net/amr.129-131.993>
- Zain, A., 2010. Computational Integration System in Estimating Optimal Solutions of Machining Parameters. Universiti Teknologi Malaysia.
- Zain, A.M., Haron, H., Qasem, S.N., Sharif, S., 2012. Regression and ANN models for estimating minimum value of machining performance. *Applied Mathematical Modelling*, 36 (4): 1477–1492. <https://doi.org/10.1016/j.apm.2011.09.035>
- Zhang, L., Gao, W., Zhang, D., Tian, Y., 2016. Prediction of Dynamic Milling Stability considering Time Variation of Deflection and Dynamic Characteristics in Thin-Walled Component Milling Process. *Shock and Vibration*, 2016 1–14. <https://doi.org/10.1155/2016/3984186>
- Zhang, S., Li, J.F., Sun, J., Jiang, F., 2010. Tool wear and cutting forces variation in high-speed end-milling Ti-6Al-4V alloy. *International Journal of Advanced Manufacturing Technology*, 46 (1–4): 69–78. <https://doi.org/10.1007/s00170-009-2077-9>
- Zhu, L., Yang, Z., Li, Z., 2019. Investigation of mechanics and machinability of titanium alloy thin-walled parts by CBN grinding head. *International Journal of Advanced Manufacturing Technology*, 100 (9–12): 2537–2555. <https://doi.org/10.1007/s00170-018-2795-y>