

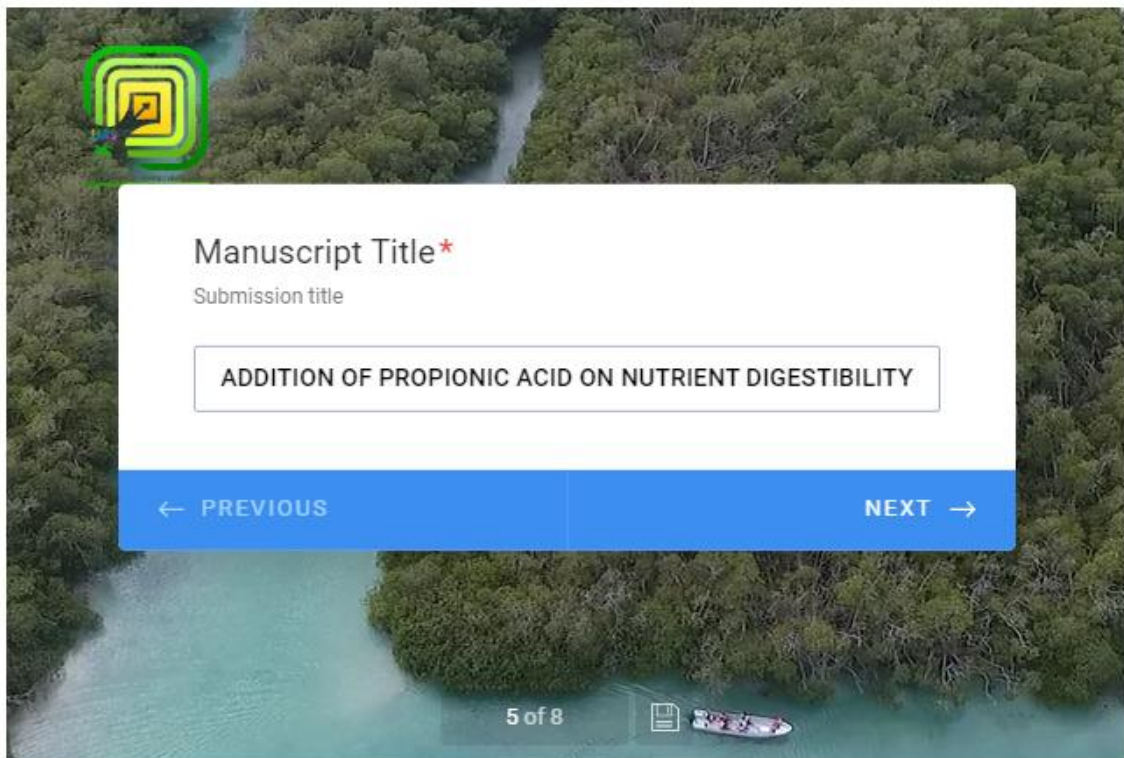
BUKTI KORESPONDENSI  
ARTIKEL JURNAL INTERNASIONAL BEREPUTASI

Judul Artikel : Addition of Propionic Acid on Nutrient Digestibility and Its Effect on Production and Carcass Quality of Broiler  
Jurnal : Iraqi Journal of Agricultural Sciences, 2022, Volume 53(2): 453-464  
Penulis : Rizki Palupi, Fitri Nova Liya Lubis, A. Suryani, T.C. Bella, D. Nurrachma

No	Perihal	Tanggal
1	Bukti konfirmasi submit artikel dan artikel yang disubmit	09 Desember 2021
2	Bukti hasil review pertama dan tanda accepted letter	20 Februari 2022
3	Bukti konfirmasi submit revisi pertama, respon kepada reviewer, dan artikel yang diresubmit	06 Maret 2022
5	Bukti konfirmasi artikel published online	9 Mei 2022

# 1. Bukti konfirmasi submit artikel dan artikel yang disubmit (9 Desember 2021)

## Online Submission



palupi Arda <palupiarda@yahoo.com>  
To: tijasub@yahoo.com

Thu, Dec 9, 2021 at 11:29 AM ☆

Dear editor teams

On this occasion we would like to ask the continuation of the review of the manuscript that we sent some time ago with the title:

**Addition of Propionic Acid on Nutrient Digestibility and Its Effect on Production and Carcass Quality of Broiler**

We sincerely hope that our manuscript will be published in IRAQI JOURNAL OF AGRULTURAL SCIENCE.  
Thank's.

With regards,  
Dr. Rizki Palupi  
Sriwijaya University  
Indonesia



[Reply](#), [Reply All](#) or [Forward](#)

## 2. Bukti konfirmasi review dan hasil review pertama (27 Oktober 2018)



Fadel Younis <tijasub@yahoo.com>

To: Palupi Arda



Sun, Feb 20, 2022 at 8:25 PM

Dear Dr. Palupi

Kindly we back your article

Please correct the reviewer suggestion and back it to us.

Also , we send acceptance letter , please transfer 200 \$ fess of publication by Westeron union \_ Baghdad - Iraq, under the name Fadel Younis Baktash

Best Regards

Editor in Chief



30C.pdf

14.1MB



MINISTRY OF HIGHER EDUCATION  
& SCIENTIFIC RESEARCH  
COLLEGE OF AGRICULTURE -  
UNIVERSITY OF BAGHDAD  
IRAQI JOURNAL OF AGRICULTURAL  
SCIENCES (IJAS)



وزارة التعليم العالي والبحث العلمي  
جامعة بغداد / كلية الزراعة  
مجلة العلوم الزراعية العراقية

Acceptance Date: 20/2/2022

NO. 30/ C

To : R. Palupi F. N. L. Lubis and A. Suryani

**Acceptance of Manuscript**

**Addition of Propionic Acid on Nutrient Digestibility and Its Effect on  
Production and Carcass Quality of Broiler**

And critically looking at the reviewers comments on your manuscript, I am pleased that you effected the corrections as recommended by the reviewers. Therefore, we have the pleasure to inform you that your manuscript has been accepted for publication.

**It will be published in IJAS Volume 54, Issue (6), 2023**

Thanks for publishing with us.

Best Regards



*Baktash*

**Prof. Dr. F.Y.Baktash**  
Editor in Chief

**IRAQI JOURNAL OF AGRICULTURAL SCIENCES**

هاتف : +964)7807166014 كلية علوم الهندسة الزراعة - جامعة بغداد / الجادرية - بغداد  
الموقع الالكتروني : www.jcoagri.uobagldad.edu.iq البريد الالكتروني : tijasub@yahoo.com  
ISSN : 0075-0530 EISSN : 2410-0862

The organization of writing references is not true, please go to journal style

0.5% يمكن أن يزيد من قابلية هضم البروتين الخام وخصص الألياف الخام ، ويمكن أن يحسن أداء الإنتاج وجودة الذبيحة لدجاج التسمين.

الكلمات المفتاحية: دجاج التسمين ، قابلية الهضم ، حمض البروبيونيك ، الأداء ، جودة الذبيحة.

Reference = Ref Ref:

change keywords

## INTRODUCTION

The growth of broiler chickens can take place well if given feed that suits their needs, both in terms of quality and quantity, to support maximum production. The digestive tract's pH conditions that are not optimal can lead to the development of pathogenic bacteria (1). The results of a review conducted by (2) reported that the pH value of broiler chickens is strongly influenced by nutritional content, physical content, and the amount of feed consumed. However, One of many factors that causes a decrease in the digestive tract's pH value is feed fermentation. For example, The results of research that has been carried out on fermented feed using the lactobacillus type of bacteria reveal that this type of bacteria can act as a feed probiotic by reducing the pH value, which in turn results in a decrease in pathogenic bacteria in the digestive tract (3-6). Pathogenic bacteria often found in the digestive tract of poultry include *Escherichia coli* and *Salmonella*. These bacteria enter through feed and drinking water consumed by livestock, which can cause health problems in livestock and disrupt the absorption of food substances, resulting in a decrease in performance that affects the carcass quality produced at the end of broiler maintenance chickens.

pH

Ref. study

italic font

Ref. Antibiotic Growth Promoter (AGP)

Generally, farmers add Antibiotic Growth Promoter (AGP) to overcome pathogenic bacteria's growth to increase the absorption of food substances. However, AGP's addition can leave antibiotic residues in the chicken meat produced, which will endanger the health of consumers who consume the meat. Food consumers must pay attention to food safety from the presence of contaminants and residues that are harmful to consumers, specific bacterial resistance, and environmental issues (7,8). Efforts can be made to avoid AGP's use with the addition of a specific feed additive that can replace the AGP

function. One of the additives feeds that can be used in organic acids play an essential role in optimizing the digestive tract's pH (9-11) in their report stated that organic acid supplementation in feed could inhibit the work of pathogenic bacteria and have a beneficial effect on the performance of poultry.

One of the organic acids that can be used is propionic acid. When given to livestock, propionic acid does not cause residues in meat or carcasses produced, so it is safe to use as additive feeds in livestock. (12) report that organic acids can be used as suitable alternative additive feeds to replace antibiotics. The addition of organic acids can reduce the pH digestive tract of poultry and inhibit the bacteria like *Escherichia coli* and *Salmonella*, which cause the absorption of food substances in the intestine can run well and make livestock growth becomes stable. The resulting performance is good and produces good carcass quality and abdominal fat content low. The difference in protein content and acetic acid in the ration makes the pH of the duodenum is 4.17 - 5.68, the pH of the jejunum is 5-6, and the pH of the ileum is 5.83 - 6 (13). One of the organic acids is propionic acid. This study aims to find feed additives that can increase the production and carcass quality of broiler chicken. The study hypothesizes that propionic acid in the diets can increase the production and carcass quality of broiler chicken.

Italic font

## MATERIALS AND METHODS

**Study Site** Experimental birds and design  
An animal feeding experiment was conducted at the experimental station, Department of Animal Science, Faculty of Agriculture, Universitas Sriwijaya. The ducks were cared for according to the Animal Welfare Guidelines of the Indonesian Institute of Sciences. The approval of the experiment was granted from Universitas Sriwijaya.

### Birds, Diets, Housing, and Experimental Design

what are the recent hypothesis and novelty of the study ??

effect ( $P < 0.05$ ) on the pH of the duodenum and the pH of the jejunum, but had no significant effect ( $P > 0.05$ ) on the pH of the ileum. This is because propionic acid has acidic properties; so that when it enters the digestive tract of broilers; it was caused the release of hydrogen atoms on digestive tract and cloud impact on the decrease of pH value. The supplementation of organic acids had showed could reduce the pH of the digestive tract and the microbial

activity on the stomach and small intestine (17–19). The decrease in pH in each part of the small intestine will affect the condition of the small intestine, where pathogenic bacteria found in the small intestine cannot stand the lower pH conditions. Dittoe et al. (20) reported that the pH of the digestive tract is a microbial condition in the digestive tract of poultry that will have an impact on poultry health.

**Table 2. The effect treatment on pH, ration consumption, weight gain and conversion of broiler chickens.**

pH on small Intestine	Treatment		
	T0	T1	T2
Duodenum	5.86 <sup>a</sup>	5.04 <sup>b</sup>	5.02 <sup>b</sup>
Jejunum	6.00 <sup>a</sup>	5.78 <sup>b</sup>	5.66 <sup>b</sup>
Ileum	6.98 <sup>a</sup>	6.22 <sup>b</sup>	6.38 <sup>b</sup>
Growing Performance	Treatment		
	T0	T1	T2
Consumption (g/head/day)	73,94 <sup>a</sup> ±0,97	75,64 <sup>b</sup> ±0,87	75,87 <sup>b</sup> ±0,64
Wight gain (g/head/day)	51,37 <sup>a</sup> ±2,49	55,22 <sup>b</sup> ±1,80	56,18 <sup>b</sup> ±2,64
Conversion	1,44 <sup>a</sup> ±0,05	1,37 <sup>b</sup> ±0,04	1,35 <sup>b</sup> ±0,05

Note: Different superscripts in the same column show significantly different influences ( $P < 0.05$ ). P0 (without the addition of propionic acid), P1 (addition of 0.5% propionic acid), P2 (addition of propionic acid 0.75%).

The addition of 0.5% propionic acid did not differ ( $P > 0.05$ ) with the addition of 0.75% propionic acid in the diet on the pH of the duodenum and the jejunum of broiler chickens. This is due to the optimum concentration of 0.5% addition of propionic acid, so that the increase in concentration level to 0.75% is not significantly different from the 0.5% level. In line with the research results of Ndelekwute et al. (21) that the use of several organic acids, namely citric acid, butyric acid, acetic acid and formic acid at a level of 0.25% acid in drinking water can lower the pH of the small intestine of broiler chickens.

The Observation Data for each of these broiler chicken performance parameters based on average rations consumption, weight gain, and conversion of broiler chicken rations could be seen in Table (2). Consumption of broiler chicken rations during the study ranged from 73.94 to 75.87 g/head/day. The variance analysis results showed that the addition of propionic acid in the ration had a significant effect ( $P < 0.05$ ) on the consumption of broiler chicken rations. It was caused by the addition of propionic acid in the ration to improve the broiler chicken digestive tract's performance

by optimizing the pH of the digestive tract. The pH of the broiler small intestine after propionic acid addition was 5.5–5.8. Changes in pH result in pathogenic bacteria's death because pathogenic bacteria cannot resist the acidic conditions. (22) and (23), reported that citric acid could reduce the digestive tract's pH (crop, ventriculus, and intestine), suppress the growth of pathogenic bacteria, and increases lactic acid bacteria, contributing to the digestive process the use of protein becomes good. Lysis of pathogenic bacteria will increase the absorption of nutrients that will be used to form muscle tissue. The increase in the feed flow rate in the digestive tract so that the stomach quickly empty and causes increased ration consumption. Following (2), organic acids can increase the feed flow rate so that gastric emptying is faster and consumption increases.

The addition of 0.5% propionic acid did not differ ( $P > 0.05$ ) with the addition of 0.75% propionic acid in the diet on the pH of the duodenum and the jejunum of broiler chickens. This is due to the optimum concentration of 0.5% addition of propionic acid, so that the increase in concentration level

to 0.75% <sup>was</sup> is not significantly different from the 0.5% level. In line with the research results of Ndelekwute et al. (21) that the use of several organic acids, namely citric acid, butyric acid, acetic acid and formic acid at a level of 0.25% acid in drinking water can lower the pH of the small intestine of broiler chickens.

The Observation Data for each of these broiler chicken performance parameters based on average rations consumption, weight gain, and conversion of broiler chicken rations could be seen in Table 2. Consumption of broiler chicken rations during the study ranged from 73.94 to 75.87 g/head/day. The variance analysis results showed that the addition of propionic acid in the ration had a significant effect ( $P < 0.05$ ) on the consumption of broiler chicken rations. It was caused by the addition of propionic acid in the ration to improve the broiler chicken digestive tract's performance by optimizing the pH of the digestive tract. The pH of the broiler small intestine after propionic acid addition was 5.5-5.8. Changes in pH result in pathogenic bacteria's death because pathogenic bacteria cannot resist the acidic conditions. (22) and (23), reported that citric acid could reduce the digestive tract's pH (crop, ventriculus, and intestine), suppress the growth of pathogenic bacteria, and increases lactic acid bacteria, contributing to the digestive process the use of protein becomes good. Lysis of pathogenic bacteria will increase the absorption of nutrients that will be used to form muscle tissue. The increase in the feed flow rate in the digestive tract so that the stomach quickly empty and causes increased ration consumption. Following (2), organic acids can increase the feed flow rate so that gastric emptying is faster and consumption increases.

The addition of 0.5% propionic acid was not significantly different ( $P > 0.05$ ) with 0.75% propionic acid to ration consumption. Due to the addition of propionic acid at a dose of 0.5% and 0.75% in the ration giving effect the same to the digestive tract, the digestive enzyme activity is the same in the treatment. Enzyme activity will affect the feed rate in feed consumed by livestock. It can be absorbed entirely along with the rapid digestion rate, which caused the digestive tract to empty quickly. Broilers chicken continues

to consume rations to meet energy needs so that the consumption of rations increases. (24) and (25) reported an increase in the digestive tract's productivity, which functions favorably for bacterial growth by decreasing acidity in the digestive tract and can activate and stimulate the production of endogenous enzymes and can increase ration consumption. Moreover, (11) reported that adding of the mixture of organic acids could increase broiler chicken rations' consumption.

Average Chicken body weight gain during the study ranged from 51.37 to 56.18 g/head/day. The variance analysis results showed that the addition of propionic acid in the ration had a significant effect ( $P < 0.05$ ) on the body weight gain of broiler chickens. Because the addition of propionic acid in the ration can reduce the pH of the digestive tract, consequently can inhibit the work of pathogenic bacteria that cannot stand the acidic conditions, so there is no competition in the absorption of nutrients in the digestive tract. The optimal absorption of food substances can increase the bodyweight of broiler chickens. According to (26), organic acid acts as a growth promoter or growth booster capable of suppressing the growth of acid intolerant bacteria such as *Escherichia Coli*, *Salmonella* spp, and *Clostridium perfringens*.

Further tests showed that the addition of 0.5% ~~propionic acid~~ and 0.75% addition of propionic acid were significantly different ( $P < 0.05$ ) from the control. The smallest average body weight gain at T0 is 51.37 g/head/day because the ration consumed without the addition of propionic acid is as low as 73.94 g /head /day. In contrast, propionic acid can optimize the pH of the digestive tract so that feed consumed by livestock is converted into muscle tissue. There is an increase in body weight in broiler chickens. (23) states that the administration of organic acids can maintain the balance of microbes in the digestive tract by maintaining the digestive tract's pH and being able to increase protein absorption. According to these results, organic acids such as propionic acid can optimize pH in the digestive tract, increase the pepsin enzyme activity, and increase the digestibility of nitrogen, phosphorus, and minerals that good weight gain occurs (9).

speech was repeated

delete

Italic font

not clear

Please re-write with good English language

The ~~treatment~~ <sup>adding</sup> of the addition of 0.5% propionic acid was not significantly different (P>0.05) <sup>with</sup> by adding 0.75% propionic acid to the body weight gain of broiler chickens. ~~Because the addition~~ of propionic acid at 0.5% and 0.75% has the same ability to optimize the digestive tract's pH, the digestion process of nutrients goes well. <sup>Ref 2</sup> It increases the body weight gain of broiler chickens. The addition of propionic acid at 0.5% and 0.75% can increase body weight gain by build muscle tissue in broiler chickens. The digestive tract's optimal pH can secrete pancreatic enzyme activity amino acids derived from feed can be digested and absorbed by the intestine. (27) stated The addition of organic acids can increase pancreatic enzyme activity to optimize digestion and absorption of amino acids derived from feed for muscle tissue formation. Furthermore, (28) stated that the <sup>adding</sup> addition of organic acids could reduce the digestive tract's pH, increasing pepsin enzyme activity resulting in increased body weight. Pepsin enzymes function to break down protein into amino acids and be absorbed by the body so that forming muscle tissue becomes profitable, increasing the body weight gain of broiler chickens. In line with the <sup>current</sup> research results, (18) stated that the administration of 0.5% citric acid showed the best results of body weight and final body weight. (29) the <sup>adding</sup> addition of 0.75% acetic acid in the ration resulted in better body weight gain than controls. <sup>Feed</sup> Based on the amount of ration consumption and body weight gain produced during the study, broiler chicken ration's average conversion ranged from 1.35 - 1.44. The variance analysis results showed that the <sup>adding</sup> addition of propionic acid in the ration had a significant effect (P<0.05) on the conversion of broiler chicken rations. The average conversion in T2 treatment with the <sup>adding</sup> addition of 0.75% propionic acid is the lowest conversion rate. The low conversion rate of rations is caused by feed consumed by livestock digested and absorbed entirely to form muscle tissue, increasing body weight gain. <sup>Ref 2</sup> The <sup>adding</sup> addition of propionic acid causes acidic conditions in the digestive tract of broiler chickens that will support digestive enzymes' activity. Changes in the digestive

tract's acidity can cause growth disorders in pathogenic bacteria to reduce pathogenic bacteria in the digestive tract of broiler chickens. (22) reported that citric acid can reduce the digestive tract's pH (crop, ventriculus and intestine), suppress pathogenic bacteria's growth, and increase lactic acid bacteria that contribute to the digestive process so that the use of protein becomes optimal. Based on further testing, the treatment of T0 was significantly different (P < 0.05) to T1 (addition of 0.5% propionic acid) and T2 (addition of 0.75% propionic acid). <sup>adding</sup> The addition of propionic acid in the ration could reduce the conversion value of feed because the feed consumed by broiler chickens results in higher weight gain than broiler chickens given rations without the addition of propionic acid. The addition of propionic acid can increase the efficient use of feed. They were <sup>Ref 2</sup> following (30), which is reported that giving 0.25% citric acid and 0.25% butyric acid positively affects feed efficiency. Treatment without the addition of propionic acid in the ration produces a higher conversion rate, thereby reducing feed use efficiency. T1 <sup>group</sup> treatment was not significantly different (P>0.05) with T2 on broiler chicken rations' conversion. The addition of 0.5% and 0.75% propionic acid has relatively small propionic acid addition intervals, so the treatment effect of 0.5% and 0.75% is not significantly different from the ration conversion. In line with the results of Vale et al.'s (2004) research, the addition of 70% formic acid and 30% propionic acid at a rate of 0.2 to 25% in the ration can improve the value of broiler chicken conversion. According to (18) addition of 0.5% citric acid can improve ration conversion. (31) state that the appropriate level of propionic acid <sup>use</sup> is 0.2 to 0.4% in the ration to improve broiler chicken's feed conversion value. **Effect of Treatment on Crude Protein Digestibility** The average digestibility value of crude protein and crude fiber in broiler chickens can be seen in Table (3). The variance results showed that propionic acid's <sup>use</sup> had a significant effect (P<0.05) on the digestibility of crude protein in broiler chickens. The <sup>adding</sup> addition of propionic acid causes this can cause a decrease in pH in the

Ref 2

adding

current

adding

ratio

Ref 2

groups

Ref 2

in feed

which ref. number

not clear re-write



### Effect of Treatment on Crude Fiber Digestibility

The variance results showed that the treatment had a significant effect on crude fiber digestibility ( $P < 0.05$ ). Due to a decrease in the digestive tract's pH value, which caused increases in some polysaccharides' chemical hydrolysis and reduced the level of crude fiber. The research stated that organic acids could reduce the digestive tract's pH in the duodenum, jejunum, ileum, and caecum (23). The lower pH will cause the digesta rate to slow down so that the time spent digesting crude fiber will also be longer (2).

Based on the results of further tests showing that each treatment was significantly different. T1 and T2 treatments were significantly different ( $P < 0.05$ ) higher with T0. It was caused by a decrease in the digestive tract's pH, which is thought to increase the lactic acid bacteria population. The average population of *Lactobacillus* sp. in the small intestine of broiler chickens without the administration of propionic acid is  $1.2 \times 10^4$  CFU/g, whereas in the treatment of addition of propionic acid an increase in the population of *Lactobacillus* sp. namely at P1  $3.7 \times 10^6$  CFU/g and P2  $4.4 \times 10^6$  CFU/g. (35) stated that an increase in lactic acid bacteria produced lactic acid and Short Chain Fatty Acid production. The increase in SCFA and lactic acid accompanied by decreased pH of the digesta will further reduce pH in the cecum. The research by (36) reported the addition of lime acid extract at the level of 3 ml had a very significant effect on pH and the total increase in lactic acid bacteria in the digestive tract. The pH that is suitable for the growth of lactic acid bacteria (LAB) in broiler chicken cecum is 6.09 (23) and 6.20 (37).

The addition of propionic acid in the ration on treatments T1 and T2 was significantly different ( $P < 0.05$ ) on the digestibility of crude fiber in broiler chickens. It was thought to be caused by an increase in the higher lactic acid bacteria population in T2. Lactic acid bacteria and other non-pathogenic bacteria that produce organic acids, especially lactic acid, can reduce pH in the cecum (23). On other hands, (35) added that the increasing population of lactic acid bacteria in the caecum would help break down carbohydrates, which can then be

fermented by cellulolytic bacteria. Related to this results, (38) reported that the population of cellulolytic bacteria in the digestive tract of poultry was  $63 \times 10^7$  cfu/g, where the bacteria could degrade crude fiber. The decrease in crude fiber levels is due to higher cellulose and hemicellulose enzyme activity during the fermentation process (39,40). Decreasing pH will increase the speed of chemical hydrolysis of some polysaccharides, which will reduce crude fiber levels. (41) stated the entering of organic acids on the proventriculus would weaken the crude fiber component to be more easily digested by microorganisms enzymatic.

### Effect of Treatment on the Quality of Broiler Chicken Carcasses

The carcass quality was determined based on the resulting live weight, carcass percentage, and abdominal fat percentage, as shown in Table 4. The average live weight of broiler chickens obtained in this study ranged from 1315 - 1619 grams. The variance analysis results showed that the addition of propionic acid in broiler chicken ration had a significant effect ( $P < 0.05$ ) on the live weight of broiler chickens. Because propionic acid's addition has a significant effect on ration consumption, the higher the increase of propionic acid concentration in the ration, the higher the increase of the ration consumption. The increase in ration consumption reflects an increase in the consumption of food substances. (42) reports that consumption of rations reflects the entry of several nutrients into the body of broiler chickens.

Further tests showed that broiler chickens' live weight added 0.5% propionic acid and 0.75% propionic acid were significantly different ( $P < 0.05$ ) from controls. Because propionic acid optimizes the digestive tract's pH by the digestive tract's acidity, which is 5.5-5.8, especially in the small intestine. According to (23) organic acids such as acetate, propionate, and butyrate can reduce toxin production by bacteria, improve the intestinal wall's morphology, and reduce the colonization of pathogenic bacteria. Optimal digestion of food substances will increase weight gain, which can be seen in the increase in broiler chickens' live weight. The addition of organic acids can increase broiler chicken weight (27,43).

Re-phrase not clear

Refs. :-

revealed

adding  
The addition of 0.5% propionic acid was not significantly different ( $P > 0.05$ ) with the addition of 0.75% propionic acid to broiler chickens' live weight. Because at the level of 0.5%, the addition of propionic acid in the ration can provide optimal acid conditions in the digestive tract of broiler chickens to increase body weight. Following the opinion of (18) that the administration of organic acid in the form of 0.5% citric acid in the ration produced the best final body weight compared to acetic acid.

adding  
The addition of propionic acid increases the body weight of broiler chicken produced. The higher the increase of body weight produced, the higher the percentage of broiler chicken carcasses. The average percentage of broiler chicken carcass obtained in this research ranged from 69.84 to 73.40%. The variance analysis results showed that the addition of propionic acid in the ration during the research had a significant effect ( $P < 0.05$ ) on the percentage of broiler chicken carcasses due to the percentage of carcass influenced by the resulting live weight. This research's live weight is getting higher by increasing the addition of propionic acid in the ration. (9); (5); and (24) states that the achievement of bodyweight components is closely related to carcass weight. The higher the live weight produced, the higher the percentage at the end of the research (44).

adding  
The results of further tests showed that the percentage of the carcass of broiler chicken, which was added by propionic acid 0.5% and 0.75%, was significantly different ( $P < 0.05$ ) with T0 (control). Presumably, propionic acid acts as an acidifier that can optimize the digestive tract's pH to improve the work of digestive enzymes and increase absorption of food substances, especially proteins that function as substances forming body tissues. In line with the study results by (45), the addition of organic acids can maintain the balance of microbes in the digestive tract by maintaining the digestive tract's pH so that protein absorption increases.

adding  
The addition of 0.5% propionic acid was not significantly different ( $P > 0.05$ ) with the addition of 0.75% propionic acid to the percentage of broiler chicken carcasses. It optimized the digestive tract's pH to increase

the absorption of nutrients, which affects the percentage of a carcass. In line with the opinion of (32) reported that administering organic acids such as citric acid to the level of 1.2% in single step down feeds could increase carcass weight.

adding  
The increase in the carcass percentage was inversely proportional to the percentage of abdominal fat in broiler chickens. The average percentage of abdominal fat produced in each treatment ranged from 1.22-1.92%. The variance analysis results showed that the addition of propionic acid in the ration had a significant effect ( $P < 0.05$ ) on the percentage of abdominal fat in broiler chickens. The addition of propionic acid can cause a decrease in the digestive tract's pH so that it activates the work of the pepsinogen enzyme. This study's percentage of abdominal fat is lower than that stated by (46), who reported the average percentage of abdominal fat in broiler chicken ranges from 2.24 to 3.90%.

In contrast, the lipase enzyme can work actively at pH 6.8 to reduce the activity of lipase enzymes in digesting fat. (24,25) stated the digestion of fat in the intestine includes the breakdown of dietary fat into fatty acids, monoglycerides, and others through, which is cooperation between bile salts and intestinal lipases occurring in environments with high pH due to the presence of bicarbonate secretion. In line with the opinion of (44) the lipase enzyme can work optimally at pH 7.

Further tests showed that the percentage of abdominal fat added with 0.5% propionic acid and 0.75% propionic acid was significantly different ( $P < 0.05$ ) from controls. The percentage of broiler chicken abdominal fat with the addition of propionic acid in feed has a lower percentage of abdominal fat than broiler chickens without propionic acid in the ration (control). Because propionic acid can increase digestive enzymes' work and increase absorption of nutrients such as carbohydrates, proteins, and fats run optimally for the formation of body tissues. Fulfill their basic life so that abdominal fat formation decreases nutrients mainly used for body tissue formation. The addition of organic acids in broiler chicken feed can increase absorption by increasing the function of digestive enzymes to

adding

dietary

dietary

of propionic acid

adding

adding

adding

Refs.

References should be arranged according to the alphabetical and page numbers

influence the increase in digestion and absorption, especially fiber and protein (47).

The addition of 0.5% propionic acid was not significantly different ( $P > 0.05$ ) with the addition of 0.75% propionic acid to the percentage of abdominal fat. It is assumed that the small intervals between treatments cause propionic acid at a dose of 0.5% and 0.75% to have the same activity in optimizing pH. The enzyme activity of the digestive tract is also the same as the pH conditions are not real. Hence, the percentage of abdominal fat produced not significantly different. (45) The addition of organic acids can maintain the balance of microbes in the digestive tract by maintaining the digestive tract's pH to improve the work of digestive enzymes properly. (48) Giving double step down feeding with the addition of 1.6% citric acid as an acidifier in the ration can increase carcass weight and reduce levels of abdominal fat.

#### CONCLUSION <sup>these</sup>

Based on this study's results, it can be concluded that the addition of propionic acid in the ration at a dose of 0.5% can increase the digestibility of crude protein by 2.42% and crude fiber digestibility by 69.25%. Improve the production performance that increases weight gain by 7.49%, decrease feed conversion by 4.86%, and increase carcass percentage by 4.12% of broiler chicken.

#### CONFLICT OF INTERESTS

The authors report no conflict of interest.

#### AUTHORS' CONTRIBUTION

All authors contributed to the work, discussed the results and contributed to the final manuscript.

#### REFERENCES

1. Zhang, Y.J., S. Li, R.Y. Gan, T. Zhou, D.P. Xu, and H. Bin Li. 2015. Impacts of gut bacteria on human health and diseases. *Int. J. Mol. Sci.* 16:7493–7519.
2. Rodrigues, I., and M. Choct. 2018. The foregut and its manipulation via feeding practices in the chicken. *Poult. Sci.* 97:3188–3206.
3. Al-Khalaifah, H.S. 2018. Benefits of probiotics and/or prebiotics for antibiotic-reduced poultry. *Poult. Sci.* 97:3807–3815.
4. Al-Khalaifa, H., A. Al-Nasser, T. Al-Surayee, S. Al-Kandari, N. Al-Enzi, T. Al-Sharrah, G. Ragheb, S. Al-Qalaf, and A. Mohammed. 2019. Effect of dietary probiotics and prebiotics on the performance of broiler chickens. *Poult. Sci.* 98:4465–4479.
5. Khan, R.U., and S. Naz. 2013. The applications of probiotics in poultry production. *Worlds. Poult. Sci. J.* 69:621–632.
6. Aalaei, M., A. Khatibjoo, M. Zaghari, K. Taherpour, M. Akbari Gharaei, and M. Soltani. 2018. Comparison of single- and multi-strain probiotics effects on broiler breeder performance, egg production, egg quality and hatchability. *Br. Poult. Sci.* 59:531–538.
7. Tadesse, T., and T. Tadesse. 2017. Public Health Impacts of Antibiotic Residues in Foods of Animal Origin: A Review. 7:6–11.
8. Muaz, K., M. Riaz, S. Akhtar, S. Park, and A. Ismail. 2018. Antibiotic residues in chicken meat: Global prevalence, threats, and decontamination strategies: A review. *J. Food Prot.* 81:619–627.
9. Adil, S., T. Banday, G.A. Bhat, M.S. Mir, and M. Rehman. 2010. Effect of dietary supplementation of organic acids on performance, intestinal histomorphology, and serum biochemistry of broiler chicken. *Vet. Med. Int.* 2010.
10. Grashorn, M.A., R. Gruzauskas, A. Dauksiene, A. Raceviciute-Stupeliene, Z. Zdunczyk, J. Juszkiewicz, S. Bliznikas, G.J. Svirmickas, and V. Slausgalvis. 2013. Influence of organic acids supplement to the diet on functioning of the digestive system in laying hens. *Arch. fur Geflugelkd.* 77:155–159.
11. Sabour, S., S.A. Tabeidian, and G. Sadeghi. 2019. Dietary organic acid and fiber sources affect performance, intestinal morphology, immune responses and gut microflora in broilers. *Anim. Nutr.* 5:156–162.
12. Armut, M., and A. Filazi. 2012. Evaluation of the effects produced by the addition of growth-promoting products to broiler feed. *Turkish J. Vet. Anim. Sci.* 36:330–337.
13. Puspasari, D.R., M. Mulyono, and I. Mangisah. 2014. The Effect of Levels Protein and Acetic Acid on Feed Formula to Potential Hydrogen (pH) Intestine Small, Digest Rate and Final Body Weight of Broiler. *Anim. Agric. J.* 3:409–416.
14. Wahju, J. 2004. *Ilmu Nutrisi Unggas*. Yogyakarta: Gadjah Mada University Press.

15. Tillman, A., H. Hartadi, S. Reksohadiprodjo, S. Prawirokusumo, and L. S. 2005. Ilmu Makanan Ternak Dasar. Yogyakarta: Gadjah Mada University Press.
16. Steel, R.G.D., and J.H. Torrie. 1980. Principles and procedures of statistics. New York: McGraw-Hill.
17. Dibner, J.J., and P. Buttin. 2002. Use of Organic Acids as a Model to Study the Impact of Gut Microflora on Nutrition and Metabolism 1 DESCRIPTION OF PROBLEM Gastrointestinal microbial populations—ubiquitous and heterogeneous—play a complex. *J. Appl. Poult. Res.* 11:453–463.
18. Islam, M., Z. Khandaker, S. Chowdhury, and K. Islam. 2008. Effect of citric acid and acetic acid on the performance of broilers. *J. Bangladesh Agric. Univ.* 6:315–320.
19. Nourmohammadi, R., S.M. Hosseini, H. Farhangfar, and M. Bashtani. 2012. Effect of citric acid and microbial phytase enzyme on ileal digestibility of some nutrients in broiler chicks fed corn-soybean meal diets. *Ital. J. Anim. Sci.* 11:36–40.
20. Dittoe, D.K., S.C. Ricke, and A.S. Kiess. 2018. Organic acids and potential for modifying the avian gastrointestinal tract and reducing pathogens and disease. *Front. Vet. Sci.* 5:1–12.
21. Ndelekwute, E.K., E.D. Assam, and E.M. Assam. 2018. Apparent nutrient digestibility, gut pH and digesta viscosity of broiler chickens fed acidified water. *MOJ Anat. Physiol.* 5:250–253.
22. Saputra, W., L. Mahfudz, and N. Suthama. 2013. Growth Performance of Broiler Chickens Given Single Step Down Diet with Inclusion of Citric Acid as Acidifier. *Anim. Agric. J.* 2:61–72.
23. Hajati, H. 2018. Application of organic acids in poultry nutrition. *Int. J. Avian Wildl. Biol.* 3:324–329.
24. Haq, Z., A. Rastogi, R.K. Sharma, and N. Khan. 2017. Advances in role of organic acids in poultry nutrition: A review. *J. Appl. Nat. Sci.* 9:2152–2157.
25. Khan, S.H., and J. Iqbal. 2016. Recent advances in the role of organic acids in poultry nutrition. *J. Appl. Anim. Res.* 44:359–369.
26. Gharib Naseri, K., S. Rahimi, and P. Khaki. 2012. Comparison of the effects of probiotic, organic acid and medicinal plant on *campylobacter jejuni* challenged broiler chickens. *J. Agric. Sci. Technol.* 14:1485–1496.
27. Ramana, J. V., R.V. Reddy, D.S. Rao, S. Shakila, and J. Suresh. 2017. Effect of organic acid supplementation on performance of poultry. *J. Anim. Feed Sci. Technol.* 5:15–23.
28. Afsharmanesh, M., and J. Pourreza. 2005. Effects of calcium, citric acid, ascorbic acid, vitamin D3 on the efficacy of microbial phytase in broiler starters fed wheat-based diets I. performance, bone mineralization and ileal digestibility. *Int. J. Poult. Sci.* 4:418–424.
29. Radhiyani, U.A. 2014. The Effect of Acetic Acid Addition to Ration with Different Protein Level to Calcium Retention and Meat Protein Mass in Broilers. *Agromedia.* 35:21–27.
30. Deghani, N., and R. Jahanian. 2012. Interactive Impacts of Dietary Organic Acids and Crude Protein Levels on Performance and Gut. 2009–2012.
31. Haque, M., R. Chowdhury, K. Islam, and M. Akbar. 2009. Propionic Acid Is An Alternative To Antibiotics In Poultry Diet. *Bangladesh J. Anim. Sci.* 38:115–122.
32. Sutrisno, V., Yunianto, and N. Suthama. 2013. Protein Digestibility and Growth Broiler of The Given Single Step Down Diet Addition Acidifier Citric Acid. *Anim. Agric. J.* 2:48–60.
33. Samanta, S., S. Haldar, and T.K. Ghosh. 2010. Comparative Efficacy of an Organic Acid Blend and Bacitracin Methylene Disalicylate as Growth Promoters in Broiler Chickens: Effects on Performance, Gut Histology, and Small Intestinal Milieu. *Vet. Med. Int.* 2010:1–8.
34. Alshamy, Z., K.C. Richardson, H. Hünigen, H.M. Hafez, J. Plendl, and S. Al Masri. 2018. Comparison of the gastrointestinal tract of a dual-purpose to a broiler chicken line: A qualitative and quantitative macroscopic and microscopic study. *PLoS One.* 13:1–22.
35. Krismiyanto, L., N. Suthama, and I. Wahyuni. 2013. the effects of feeding inulin derived from dahlia tuber powder and extract on the existence of bacteria and growth of caecum in crossbred native chicken starter period. *Ilmu-Ilmu Peternak.* 24:54–60.
36. Krismiyanto, L. 2011. Effect of lime juice (*citrus aurantifolia*) on the rate of digestion

and digestibility of crude fiber in male pelung chickens given rice bran based rations. .

37. Mabelebele, M., O.J. Alabi, J.W. Ngambi, D. Norris, and M.M. Ginindza. 2014. Comparison of gastrointestinal tracts and pH values of digestive organs of ross 308 broiler and indigenous venda chickens fed the same diet. *Asian J. Anim. Vet. Adv.* 9:71–76.

38. Febriyossa, A., Nurmiati, and Periadnadi. 2013. Potential and Characterization of Native Bacteria of Intestine Broiler (*Gallus gallus domesticus* L.) as Probiotic Candidate of Broiler Poultry. *J. Biol. Univ. Andalas.* 2:201–206.

39. Dhingra, D., M. Michael, H. Rajput, and R.T. Patil. 2012. Dietary fibre in foods: A review. *J. Food Sci. Technol.* 49:255–266.

40. Capuano, E. 2017. The behavior of dietary fiber in the gastrointestinal tract determines its physiological effect. *Crit. Rev. Food Sci. Nutr.* 57:3543–3564.

41. Fitriyah, A., Tristiarti, and I. Mangisah. 2013. The Effect of *Citrus aurantifolia* Level on Feed Formula to Digest Rate and Crude Fiber Digestibility of Magelang Duck. *Anim. Agric. J.* 2:309–318.

42. Perween, S., K. Kumar, Chandramoni, S. Kumar, P.K. Singh, M. Kumar, and A. Dey. 2016. Effect of feeding different dietary levels of energy and protein on growth performance and immune status of Vanaraja chicken in the tropic. *Vet. World.* 9:893–899.

43. Kopecký, J., C. Hrn, and J. Weis. 2012. Effect of Organic Acids Supplement on Performance of Broiler Chickens. *Anim. Feed Sci. Technol.* 45:51–54.

44. Matituputty, P.R., R.R. Noor, P.S. Hardjosworo, and C.H. Wijaya. 2011. Performance, carcass percentages and heterosis values, Alabio and Cihateup line and crossbreeding on eight week old. *J. Ilmu Ternak dan Vet.* 16:90–97.

45. Natsir, M.H. 2004. the influence of using several encapsulant of lactic acid as acidifier on protein digestibility and metabolizable energy in broilers. *J. Ternak Trop.* 6:13–17.

46. Setiawan, I., and E. Sujana. 2010. influence of different yield age of broilers on final weight, carcass percentage and abdominal fat content. In: *Seminar Nasional Fakultas Peternakan Unpad “Pengembangan Sistem Produksi dan Pemanfaatan Sumberdaya*

Lokal untuk Kemandirian Pangan Asal Ternak.” . pp. 563–567.

47. Atapattu, N.S.B.M., and C.J. Nelligaswatta. 2005. Effects of Citric Acid on the Performance and the Utilization of Phosphorous and Crude Protein in Broiler Chickens Fed on Rice By-Products Based Diets. *Int. J. Poult. Sci.* 4:990–993.

48. Sibrani, J., V.. Yunianto, and L.. Mahfudz. 2014. percentage of carcass and Non-carcass and abdominal fat of broiler chickens were given acidifier citric acid in feed double step down. *Anim. Agric. J.* 3:273–280.

Capital Letters

تعدیل دیوچ  
29/11/2022

## Addition of Propionic Acid on Nutrient Digestibility and Its Effect on Production and Carcass Quality of Broiler

R. Palupi  
Lecturer

F. N. L. Lubis  
Lecturer

A. Suryani  
Student Researcher

T. C. Bella  
Student Researcher

D. Nurrachma  
Student Researcher

Department of Technology and Livestock Industry, Faculty of Agricultural, Sriwijaya University, Indonesia

E-mail: palupiarda@yahoo.com

### ABSTRACT

This study aimed to determine protein and crude fiber digestibility by adding propionic acid in rations and its effect on production and carcass quality broiler chicken. This research was carried out using 180-day old chicks (DOC) broiler chicken with Cobb strain. The research method used a completely randomized design (CRD) consisting of three treatments and six replications for every treatment. The treatment in this study consisted of: T0 = ration without propionic acid in the ration; T1 = addition of 0.5% propionic acid in the ration; T2 = 0.75% addition of propionic acid in the ration. Parameters observed included crude protein, crude fiber digestibility, feed consumption, body weight gain, feed conversion, live weight, carcass percentage, and percentage of abdominal fat in broiler chickens. The results showed that the addition of 0.5% propionic acid had a significant effect ( $P < 0.05$ ) on crude protein and crude fiber's digestibility in broiler chickens. Significantly increased feed consumption up to 2.29%; body weight gain up to 7.49 %, decreased feed conversion by 4.86%; increased body weight by 12.69%; carcass percentage by 4.12% and decreased 33% of abdominal fat broiler chicken. This research concludes that the addition of propionic acid in the ration at a dose of 0.5% can increase the digestibility of crude protein and crude fiber rations, can improve the production performance and carcass quality of broiler chickens.

Key words: Broiler Chicken, Digestibility, Propionic Acid, Performance, Carcass Quality.

Must be the words out of research title.

إضافة حمض البروبيونيك على قابلية هضم العناصر الغذائية وتأثيره على إنتاج وجودة الذبيحة من الدجاج اللحم

Palupi خطر

F. N. L. Lubis

سورياني العاني

مهاضر مدرس

مهاضر مدرس

طالب باحث

بيلا سيرا تيا

نورراكما إلهة

مهاضر طالب

مهاضر طالب

قسم التكنولوجيا وصناعة الثروة الحيوانية ، كلية الزراعة ، جامعة سريويجايا ، إندونيسيا

المستخلص

هدفت هذه الدراسة إلى تحديد قابلية هضم البروتين والألياف الخام بإضافة حمض البروبيونيك في العلائق وتأثيره على إنتاج وجودة دجاج التسمين. تم إجراء هذا البحث باستخدام كفاكيت التسمين (DOC) التي يبلغ عمرها 180 يوماً من سلالة كوب. استخدمت طريقة البحث تصميماً عشوائياً بالكامل (CRD) يتكون من ثلاث معالجات وستة تكرارات لكل علاج. يتكون العلاج في هذه الدراسة من T0: حصص بدون حمض البروبيونيك T1 = 0.5% . حمض بروبيونيك مضاف لكل حصة ؛ و T2 = 0.75% حمض بروبيونيك مضاف لكل وجبة. تم رصد المعايير التي تم رصدها البروتين الخام ، وهضم الألياف الخام ، واستهلاك العلف ، وزيادة وزن الجسم ، وتحويل العلف ، والوزن الحي ، ونسبة الذبيحة ، ونسبة دهون البطن في دجاج التسمين. أظهرت النتائج أن إضافة 0.5% حمض البروبيونيك كان له تأثير معنوي ( $P < 0.05$ ) على هضم البروتين الخام والألياف الخام في دجاج التسمين. زيادة كبيرة في استهلاك الأعلاف تصل إلى 2.29% ؛ زيادة وزن الجسم بنسبة تصل إلى 7.49% ، وانخفاض تحويل الأعلاف بنسبة 4.86% ؛ زيادة وزن الجسم بنسبة 12.69% . نسبة الذبيحة 4.12% وانخفضت 33% من دهن الفروج البطني. يخلص هذا البحث إلى أن إضافة حمض البروبيونيك في الحصة الغذائية بجرعة

معاملة

تسمين

0.5 يمكن أن يزيد من قابلية هضم البروتين الخام وخصائص الألياف الخام ، ويمكن أن يحسن أداء الإنتاج وجودة الذبيحة لدجاج التسمين.

الكلمات المفتاحية: دجاج التسمين ، قابلية الهضم ، حمض البروبيونيك ، الأداء ، جودة الذبيحة.

## INTRODUCTION

The growth of broiler chickens can take place well if given feed that suits their needs, both in terms of quality and quantity, to support maximum production. The digestive tract's pH conditions that are not optimal can lead to the development of pathogenic bacteria (1). The results of a review conducted by (2) reported that the pH value of broiler chickens is strongly influenced by nutritional content, physical content, and the amount of feed consumed. However, One of many factors that causes a decrease in the digestive tract's pH value is feed fermentation. For example, The results of research that has been carried out on fermented feed using the lactobacillus type of bacteria reveal that this type of bacteria can act as a feed probiotic by reducing the pH value, which in turn results in a decrease in pathogenic bacteria in the digestive tract (3-6). Pathogenic bacteria often found in the digestive tract of poultry include Escherichia coli and Salmonella. These bacteria enter through feed and drinking water consumed by livestock, which can cause health problems in livestock and disrupt the absorption of food substances, resulting in a decrease in performance that affects the carcass quality produced at the end of broiler maintenance chickens.

Generally, farmers add Antibiotic Growth Promoter (AGP) to overcome pathogenic bacteria's growth to increase the absorption of food substances. However, AGP's addition can leave antibiotic residues in the chicken meat produced, which will endanger the health of consumers who consume the meat. Food consumers must pay attention to food safety from the presence of contaminants and residues that are harmful to consumers, specific bacterial resistance, and environmental issues (7,8). Efforts can be made to avoid AGP's use with the addition of a specific feed additive that can replace the AGP

function. One of the additives feeds that can be used in organic acids play an essential role in optimizing the digestive tract's pH. (9,11) in their report stated that organic acid supplementation in feed could inhibit the work of pathogenic bacteria and have a beneficial effect on the performance of poultry.

One of the organic acids that can be used is propionic acid. When given to livestock, propionic acid does not cause residues in meat or carcasses produced, so it is safe to use as additive feeds in livestock. (12) report that organic acids can be used as suitable alternative additive feeds to replace antibiotics. The addition of organic acids can reduce the pH digestive tract of poultry and inhibit the bacteria like Escherichia coli and Salmonella, which cause the absorption of food substances in the intestine can run well and make livestock growth becomes stable. The resulting performance is good and produces good carcass quality and abdominal fat content low. The difference in protein content and acetic acid in the ration makes the pH of the duodenum is 4.17 - 5.68, the pH of the jejunum is 5-6, and the pH of the ileum is 5.83 - 6 (13). One of the organic acids is propionic acid. This study aims to find feed additives that can increase the production and carcass quality of broiler chicken. The study hypothesizes that propionic acid in the diets can increase the production and carcass quality of broiler chicken.

## MATERIALS AND METHODS

### Study Site

An animal feeding experiment was conducted at the experimental station, Department of Animal Science, Faculty of Agriculture, Universitas Sriwijaya. The ducks were cared for according to the Animal Welfare Guidelines of the Indonesian Institute of Sciences. The approval of the experiment was granted from Universitas Sriwijaya.

### Birds, Diets, Housing, and Experimental Design

others

others

Filati

Amount and

ed

Design

This research used 180-day old chick (DOC) broiler chicken of Cobb strain with unsexing. The DOC weight used ranged from 53 to 56 g. The DOC was placed in the postal cage. The cage used is a postal cage with a 60cm x 50cm x 60cm size. Broiler chickens are carried out for 28 days. The Broiler chickens were divided into three treatments with various percentages of propionic acid usage in the diets.

The ratio given is HI-Pro type commercial feed given at the age of one to 21 days (starter phase - grower phase) and produced by PT. Charoen Pokphan Indonesia Tbk, MRI-P ration given at the age of 22 to 28 days (finisher phase) produced by PT. Cj Cheiljedang Feed Lampung and Propionic Acid (Zetox) produced by PT. Healthy Bright Indonesia.

**Table1. The composition of nutrient rations during the study**

Food substances	HI-PRO*	MRI-P**
Water content (Max) (%)	13.0	13.0
Protein (%)	22.0 – 23.0	21.5 – 23.0
Crude Fiber (Max) (%)	5.0	4.0
Fat (Min) (%)	5.0	8.0
Ash (Max) (%)	7.0	6.5
Calcium	0.9	0.9 – 1.2
Phosfor	0.6	0.7 – 1.0
Metabolism Energy (kcal/kg)	3020 - 3120	3000 – 3100

Note : HI-Pro (PT. Charoen Pokphan Indonesia Tbk), \*\*MRI-P (PT. Cj. Cheiljedang Feed Lampung).

The research design used was a Completely Randomized Design (CRD) consisting of 3 treatments and six replications. The DOC was placed into the experimental cages, each unit of the cage was occupied by ten heads each. The treatments used are as follows: T0 (without the addition of propionic acid in the diet), T1 (addition of 0.5% propionic acid), and T2 (addition of propionic acid 0.75%). The propionic acid given comes from commercial propionic acid in the form of flour. Propionic acid is mixed in the ration according to each treatment and stirred evenly until homogeneous. The adaptation of the treatment ration was carried out gradually within four days. According to treatment, chickens were fed treatment rations with a concentration of 25% on the first day, 50% on the second day, then 75% on the third day and 100% on the fourth day.

#### **Growing Performance and pH Measurement of Gizzard**

Broiler chicken performance, which includes measurement of parameters: Feed consumption (g/head/day), weight gain (g/head/day), and feed conversion ratio were calculated from the difference between the final body weight and the initial bodyweight of the study (14). Value of pH measurements was carried out on the duodenum, jejunum, and ileum. Simultaneously using a digital pH meter (Extech EC500 Waterproof ExStik II PH Meter), lactic acid

bacteria was measured based on the population of *Lactobacillus* sp. in the small intestine of chicken aged four weeks (CFU/g).

#### **Digestibility and Carcass quality**

Measurements Digestibility/Digestion of crude protein (%) and crude fiber (%) were calculated using the formula (15). Furthermore, Carcass quality measurement, which includes measurement of parameters: Live weight (g), calculated based on the difference between the results of weighing the chicken before being cut and after fasting for 6 hours. The percentage of the carcass (%) is calculated as the percentage of the ratio between the carcass weight (g) and the live weight (g), and percentage of abdominal fat, calculated based on the percentage of the comparison between the weight of abdominal fat (g) and the weight of life (g).

#### **Data Analysis**

The SAS statistical package (PROC GLM) was used to determine the significance of differences between treatments (SAS, 2013). Data obtained during this study were analyzed according to a Completely Randomized Design (CRD). If there are significant differences, further tests will be carried out using the Duncan Multiple Range Test (16).

### **RESULTS AND DISCUSSION**

#### **Effect of Treatment on pH of small intestine and growth Performance**

Based on the analysis of variance, the addition of propionic acid in the diet had a significant



effect ( $P < 0.05$ ) on the pH of the duodenum and the pH of the jejunum, but had no significant effect ( $P > 0.05$ ) on the pH of the ileum. This is because propionic acid has acidic properties; so that when it enters the digestive tract of broilers; it was caused the release of hydrogen atoms on digestive tract and cloud impact on the decrease of pH value. The supplementation of organic acids had showed could reduce the pH of the digestive tract and the microbial

activity on the stomach and small intestine (17–19). The decrease in pH in each part of the small intestine will affect the condition of the small intestine, where pathogenic bacteria found in the small intestine cannot stand the lower pH conditions. Dittoe et al. (20) reported that the pH of the digestive tract is a microbial condition in the digestive tract of poultry that will have an impact on poultry health.

**Table 2. The effect treatment on pH, ration consumption, weight gain and conversion of broiler chickens.**

pH on small Intestine	Treatment		
	T0	T1	T2
Duodenum	5.86 <sup>a</sup>	5.04 <sup>b</sup>	5.02 <sup>b</sup>
Jejunum	6.00 <sup>a</sup>	5.78 <sup>b</sup>	5.66 <sup>b</sup>
Ileum	6.98 <sup>a</sup>	6.22 <sup>b</sup>	6.38 <sup>b</sup>
Growing Performance	Treatment		
	T0	T1	T2
Consumption (g/head/day)	73,94 <sup>a</sup> ±0,97	75,64 <sup>b</sup> ±0,87	75,87 <sup>b</sup> ±0,64
Wight gain (g/head/day)	51,37 <sup>a</sup> ±2,49	55,22 <sup>b</sup> ±1,80	56,18 <sup>b</sup> ±2,64
Conversion	1,44 <sup>a</sup> ±0,05	1,37 <sup>b</sup> ±0,04	1,35 <sup>b</sup> ±0,05

Note: Different superscripts in the same column show significantly different influences ( $P < 0.05$ ). P0 (without the addition of propionic acid), P1 (addition of 0.5% propionic acid), P2 (addition of propionic acid 0.75%).

The addition of 0.5% propionic acid did not differ ( $P > 0.05$ ) with the addition of 0.75% propionic acid in the diet on the pH of the duodenum and the jejunum of broiler chickens. This is due to the optimum concentration of 0.5% addition of propionic acid, so that the increase in concentration level to 0.75% is not significantly different from the 0.5% level. In line with the research results of Ndelekwute et al. (21) that the use of several organic acids, namely citric acid, butyric acid, acetic acid and formic acid at a level of 0.25% acid in drinking water can lower the pH of the small intestine of broiler chickens.

The Observation Data for each of these broiler chicken performance parameters based on average rations consumption, weight gain, and conversion of broiler chicken rations could be seen in Table 2. Consumption of broiler chicken rations during the study ranged from 73.94 to 75.87 g/head/day. The variance analysis results showed that the addition of propionic acid in the ration had a significant effect ( $P < 0.05$ ) on the consumption of broiler chicken rations. It was caused by the addition of propionic acid in the ration to improve the broiler chicken digestive tract's performance

by optimizing the pH of the digestive tract. The pH of the broiler small intestine after propionic acid addition was 5.5-5.8. Changes in pH result in pathogenic bacteria's death because pathogenic bacteria cannot resist the acidic conditions. (22) and (23), reported that citric acid could reduce the digestive tract's pH (crop, ventriculus, and intestine), suppress the growth of pathogenic bacteria, and increases lactic acid bacteria, contributing to the digestive process the use of protein becomes good. Lysis of pathogenic bacteria will increase the absorption of nutrients that will be used to form muscle tissue. The increase in the feed flow rate in the digestive tract so that the stomach quickly empty and causes increased ration consumption. Following (2), organic acids can increase the feed flow rate so that gastric emptying is faster and consumption increases.

The addition of 0.5% propionic acid did not differ ( $P > 0.05$ ) with the addition of 0.75% propionic acid in the diet on the pH of the duodenum and the jejunum of broiler chickens. This is due to the optimum concentration of 0.5% addition of propionic acid, so that the increase in concentration level

did

OH 12/2/2023

12/2/2023

to 0.75% is not significantly different from the 0.5% level. In line with the research results of Ndelekwute et al. (21) that the use of several organic acids, namely citric acid, butyric acid, acetic acid and formic acid at a level of 0.25% acid in drinking water can lower the pH of the small intestine of broiler chickens.

The Observation Data for each of these broiler chicken performance parameters based on average rations consumption, weight gain, and conversion of broiler chicken rations could be seen in Table 2. Consumption of broiler chicken rations during the study ranged from 73.94 to 75.87 g/head/day. The variance analysis results showed that the addition of propionic acid in the ration had a significant effect ( $P < 0.05$ ) on the consumption of broiler chicken rations. It was caused by the addition of propionic acid in the ration to improve the broiler chicken digestive tract's performance by optimizing the pH of the digestive tract. The pH of the broiler small intestine after propionic acid addition was 5.5-5.8. Changes in pH result in pathogenic bacteria's death because pathogenic bacteria cannot resist the acidic conditions. (22) and (23), reported that citric acid could reduce the digestive tract's pH (crop, ventriculus, and intestine), suppress the growth of pathogenic bacteria, and increases lactic acid bacteria, contributing to the digestive process the use of protein becomes good. Lysis of pathogenic bacteria will increase the absorption of nutrients that will be used to form muscle tissue. The increase in the feed flow rate in the digestive tract so that the stomach quickly empty and causes increased ration consumption. Following (2), organic acids can increase the feed flow rate so that gastric emptying is faster and consumption increases.

The addition of 0.5% propionic acid was not significantly different ( $P > 0.05$ ) with 0.75% propionic acid to ration consumption. Due to the addition of propionic acid at a dose of 0.5% and 0.75% in the ration giving effect the same to the digestive tract, the digestive enzyme activity is the same in the treatment. Enzyme activity will affect the feed rate in feed consumed by livestock. It can be absorbed entirely along with the rapid digestion rate, which caused the digestive tract to empty quickly. Broilers chicken continues

to consume rations to meet energy needs so that the consumption of rations increases. (24) and (25) reported an increase in the digestive tract's productivity, which functions favorably for bacterial growth by decreasing acidity in the digestive tract and can activate and stimulate the production of endogenous enzymes and can increase ration consumption. Moreover, (11) reported that adding of the mixture of organic acids could increase broiler chicken rations' consumption.

Average Chicken body weight gain during the study ranged from 51.37 to 56.18 g/head/day. The variance analysis results showed that the addition of propionic acid in the ration had a significant effect ( $P < 0.05$ ) on the body weight gain of broiler chickens. Because the addition of propionic acid in the ration can reduce the pH of the digestive tract, consequently can inhibit the work of pathogenic bacteria that cannot stand the acidic conditions, so there is no competition in the absorption of nutrients in the digestive tract. The optimal absorption of food substances can increase the bodyweight of broiler chickens. According to (26), organic acid acts as a growth promoter or growth booster capable of suppressing the growth of acid intolerant bacteria such as Escherichia Coli, Salmonella spp, and Clostridium perfringens.

Further tests showed that the addition of 0.5% propionic acid and 0.75% addition of propionic acid were significantly different ( $P < 0.05$ ) from the control. The smallest average body weight gain at T0 is 51.37 g/head/day because the ration consumed without the addition of propionic acid is as low as 73.94 g /head /day. In contrast, propionic acid can optimize the pH of the digestive tract so that feed consumed by livestock is converted into muscle tissue. There is an increase in body weight in broiler chickens. (23) states that the administration of organic acids can maintain the balance of microbes in the digestive tract by maintaining the digestive tract's pH and being able to increase protein absorption. According to these results, organic acids such as propionic acid can optimize pH in the digestive tract, increase the pepsin enzyme activity, and increase the digestibility of nitrogen, phosphorus, and minerals that good weight gain occurs (9).

did, different

Researcher names

Others (22)

Others

did  
Hajati

The treatment of the addition of 0.5% propionic acid was not significantly different ( $P > 0.05$ ) by adding 0.75% propionic acid to the body weight gain of broiler chickens. Because the addition of propionic acid at 0.5% and 0.75% has the same ability to optimize the digestive tract's pH, the digestion process of nutrients goes well. It increases the body weight gain of broiler chickens. The addition of propionic acid at 0.5% and 0.75% can increase body weight gain by build muscle tissue in broiler chickens. The digestive tract's optimal pH can secrete pancreatic enzyme activity amino acids derived from feed can be digested and absorbed by the intestine. (27) stated The addition of organic acids can increase pancreatic enzyme activity to optimize digestion and absorption of amino acids derived from feed for muscle tissue formation. Furthermore, (28) stated that the addition of organic acids could reduce the digestive tract's pH, increasing pepsin enzyme activity resulting in increased body weight. Pepsin enzymes function to break down protein into amino acids and be absorbed by the body so that forming muscle tissue becomes profitable, increasing the body weight gain of broiler chickens. In line with the research results (18) stated that the administration of 0.5% citric acid showed the best results of body weight and final body weight. (29) the addition of 0.75% acetic acid in the ration resulted in better body weight gain than controls.

Based on the amount of ration consumption and body weight gain produced during the study, broiler chicken ration's average conversion ranged from 1.35 - 1.44. The variance analysis results showed that the addition of propionic acid in the ration had a significant effect ( $P < 0.05$ ) on the conversion of broiler chicken rations. The average conversion in T2 treatment with the addition of 0.75% propionic acid is the lowest conversion rate. The low conversion rate of rations is caused by feed consumed by livestock digested and absorbed entirely to form muscle tissue, increasing body weight gain. The addition of propionic acid causes acidic conditions in the digestive tract of broiler chickens that will support digestive enzymes' activity. Changes in the digestive

tract's acidity can cause growth disorders in pathogenic bacteria to reduce pathogenic bacteria in the digestive tract of broiler chickens. (22) reported that citric acid can reduce the digestive tract's pH (crop, ventriculus and intestine), suppress pathogenic bacteria's growth, and increase lactic acid bacteria that contribute to the digestive process so that the use of protein becomes optimal.

Based on further testing, the treatment of T0 was significantly different ( $P < 0.05$ ) to T1 (addition of 0.5% propionic acid) and T2 (addition of 0.75% propionic acid). The addition of propionic acid in the ration could reduce the conversion value of feed because the feed consumed by broiler chickens results in higher weight gain than broiler chickens given rations without the addition of propionic acid. The addition of propionic acid can increase the efficient use of feed. They were following (30), which is reported that giving 0.25% citric acid and 0.25% butyric acid positively affects feed efficiency. Treatment without the addition of propionic acid in the ration produces a higher conversion rate, thereby reducing feed use efficiency.

T1 treatment was not significantly different ( $P > 0.05$ ) with T2 on broiler chicken rations' conversion. The addition of 0.5% and 0.75% propionic acid has relatively small propionic acid addition intervals, so the treatment effect of 0.5% and 0.75% is not significantly different from the ration conversion. In line with the results of Vale et al.'s (2004) research, the addition of 70% formic acid and 30% propionic acid at a rate of 0.2 to 25% in the ration can improve the value of broiler chicken conversion. According to (18) addition of 0.5% citric acid can improve ration conversion. (31) state that the appropriate level of propionic acid use is 0.2 to 0.4% in the ration to improve broiler chicken's feed conversion value.

#### Effect of Treatment on Crude Protein Digestibility

The average digestibility value of crude protein and crude fiber in broiler chickens can be seen in Table 3. The variance results showed that propionic acid's use had a significant effect ( $P < 0.05$ ) on the digestibility of crude protein in broiler chickens. The addition of propionic acid causes this can cause a decrease in pH in the

did not differ

suburra calal

Islam et al

digestive tract of broiler chickens, resulting in increased activity of protein degrading enzymes (pepsin and protease). The pH of the digestive tract of broiler chickens in the treatment T1 and T2 is lower than T0. The pH of duodenum T1 and T2 ranged from 4.2 to 5.3, while that of duodenum T0 was 5.8. The pH of the jejunum T1 and T2 ranges from 5.2 - 6, while T0 is 6.6 and the pH of the ileum T1 and T2 ranges from 5.4 to 6.1, and the pH of the ileum at T0 was 7. (32) stated that an acidic atmosphere in the digestive tract would activate pepsinogen into pepsin which plays a role in digesting protein. (24) stated Organic acids can increase the

secretion of protein-digesting enzymes and release the gastrin hormones and cholecystokinin, which play a role in stimulating crude protein digestive enzymes. Gastrin is a hormone produced by gastrin cells in the stomach's pylorus, which stimulates stomach acid release.

Further tests showed that the addition of 0.5 and 0.75% propionic acid was significantly different (P<0.05) from the control ration on crude protein digestibility. The addition of propionic acid with a level of 0.5 to 0.75% in broiler rations can reduce the digestive tract's pH, thereby increasing the activity of digestive enzymes.

**Table 3. The Digestibility of crude protein and crude fiber in broiler chickens.**

Treatment	Crude protein digestibility (%)	Crude fiber digestibility (%)
T0	72,78 <sup>a</sup> ±1,22	28,33 <sup>a</sup> ±3,25
T1	74,54 <sup>b</sup> ±1,19	47,95 <sup>b</sup> ±1,09
T2	79,79 <sup>b</sup> ±1,63	46,31 <sup>c</sup> ±1,61

Note: Different letter superscripts showed significantly different treatments (P <0.05) P0 (without addition of propionic acid), P1 (addition of 0.5% propionic acid), P2 (addition of 0.75% propionic acid).

**Table 4. the effect treatment on live weight, carcass percentage and abdominal fat percentage during the study.**

Treatment	Live Weight (g) (4 weeks old)	Carcass Percentage (%)	Abdominal Fat Percentage (%)
T0	1315 <sup>a</sup> ±38,49	69,84 <sup>a</sup> ±1,40	1,92 <sup>a</sup> ±0,44
T1	1574 <sup>b</sup> ±37,21	72,72 <sup>b</sup> ±1,17	1,27 <sup>b</sup> ±0,51
T2	1619 <sup>b</sup> ±65,59	73,40 <sup>b</sup> ±2,28	1,22 <sup>b</sup> ±0,28

Note: P0 (without the addition of propionic acid), P1 (addition of 0.5% propionic acid), P2 (addition of propionic acid 0.75%). Different superscripts in the same column showed significantly different effects (P <0.05).

(25) ~~on review~~ concluded that the addition of organic acids can affect the condition of the small intestine pH's atmosphere becomes more acidic to support the activity of lactic acid bacteria. The optimal pH will make lactic acid bacteria live optimally in the intestinal villi to increase the absorption of nutrients of rations by expanding the intestinal villi surface area. (33) explained that increasing the height and width of villi in the ileum was caused by lactic acid bacteria that we can increase short-chain fatty acids and reduce ammonium production. however, in an experiment reported by (10), it was revealed that organic acid supplementation could increase the production of propionate and iso butyrate; increase the activity of a-glucosidase and b-glucouronidase enzymes; but, it does not decrease ammonium production.

Short-chain fatty acids play a role in stimulating the multiplication of intestinal

epithelial cells. The increase of the villi's height and width indicates the villi's broader surface for absorption of food that enters the bloodstream (34).

The addition of propionic acid 0.5 and 0.75% in the ration did not differ significantly (P> 0.05) on crude protein's digestibility. The addition of propionic acid with a level of 0.5% and 0.75% has the same ability to optimize the digestive tract's pH, thus giving the same effect on the digestibility of crude protein. This result was similar to (32), who reported the addition of citric acidifiers with a level of 0.4 to 0.8% in natural and synthetic form in feed could increase crude protein digestibility by activating pepsin enzyme; such as proteases in the proventriculus and small intestine. (25) report that the use of lactic acid in rations can increase protein digestibility in broiler chickens.

citric acid

Mayoral

Khon and Egbal

Hayne et al

others

### Effect of Treatment on Crude Fiber Digestibility

The variance results showed that the treatment had a significant effect on crude fiber digestibility ( $P < 0.05$ ). Due to a decrease in the digestive tract's pH value, which caused increases in some polysaccharides' chemical hydrolysis and reduced the level of crude fiber. The research stated that organic acids could reduce the digestive tract's pH in the duodenum, jejunum, ileum, and caecum (23). The lower pH will cause the digesta rate to slow down so that the time spent digesting crude fiber will also be longer (2).

Based on the results of further tests showing that each treatment was significantly different. T1 and T2 treatments were significantly different ( $P < 0.05$ ) higher with T0. It was caused by a decrease in the digestive tract's pH, which is thought to increase the lactic acid bacteria population. The average population of *Lactobacillus* sp. in the small intestine of broiler chickens without the administration of propionic acid is  $1.2 \times 10^4$  CFU/g, whereas in the treatment of addition of propionic acid an increase in the population of *Lactobacillus* sp. namely at P1  $3.7 \times 10^6$  CFU/g and P2  $4.4 \times 10^6$  CFU/g. (35) stated that an increase in lactic acid bacteria produced lactic acid and Short Chain Fatty Acid production. The increase in SCFA and lactic acid accompanied by decreased pH of the digesta will further reduce pH in the cecum. The research by (36) reported the addition of lime acid extract at the level of 3 ml had a very significant effect on pH and the total increase in lactic acid bacteria in the digestive tract. The pH that is suitable for the growth of lactic acid bacteria (LAB) in broiler chicken cecum is 6.09 (23) and 6.20 (37).

The addition of propionic acid in the ration on treatments T1 and T2 was significantly different ( $P < 0.05$ ) on the digestibility of crude fiber in broiler chickens. It was thought to be caused by an increase in the higher lactic acid bacteria population in T2. Lactic acid bacteria and other non-pathogenic bacteria that produce organic acids, especially lactic acid, can reduce pH in the cecum (23). On other hands, (35) added that the increasing population of lactic acid bacteria in the caecum would help break down carbohydrates, which can then be

fermented by cellulolytic bacteria. Related to this results, (38) reported that the population of cellulolytic bacteria in the digestive tract of poultry was  $63 \times 10^7$  cfu/g, where the bacteria could degrade crude fiber. The decrease in crude fiber levels is due to higher cellulose and hemicellulose enzyme activity during the fermentation process (39,40). Decreasing pH will increase the speed of chemical hydrolysis of some polysaccharides, which will reduce crude fiber levels. (41) stated the entering of organic acids on the proventriculus would weaken the crude fiber component to be more easily digested by microorganisms enzymatic.

### Effect of Treatment on the Quality of Broiler Chicken Carcasses

The carcass quality was determined based on the resulting live weight, carcass percentage, and abdominal fat percentage, as shown in Table 4. The average live weight of broiler chickens obtained in this study ranged from 1315 - 1619 grams. The variance analysis results showed that the addition of propionic acid in broiler chicken ration had a significant effect ( $P < 0.05$ ) on the live weight of broiler chickens. Because propionic acid's addition has a significant effect on ration consumption, the higher the increase of propionic acid concentration in the ration, the higher the increase of the ration consumption. The increase in ration consumption reflects an increase in the consumption of food substances. (42) reports that consumption of rations reflects the entry of several nutrients into the body of broiler chickens.

Further tests showed that broiler chickens' live weight added 0.5% propionic acid and 0.75% propionic acid were significantly different ( $P < 0.05$ ) from controls. Because propionic acid optimizes the digestive tract's pH by the digestive tract's acidity, which is 5.5-5.8, especially in the small intestine. According to (23) organic acids such as acetate, propionate, and butyrate can reduce toxin production by bacteria, improve the intestinal wall's morphology, and reduce the colonization of pathogenic bacteria. Optimal digestion of food substances will increase weight gain, which can be seen in the increase in broiler chickens' live weight. The addition of organic acids can increase broiler chicken weight (27,43).

Others

Fitness

Others

Perween et al

Others

The addition of 0.5% propionic acid was not significantly different ( $P > 0.05$ ) with the addition of 0.75% propionic acid to broiler chickens' live weight. Because at the level of 0.5%, the addition of propionic acid in the ration can provide optimal acid conditions in the digestive tract of broiler chickens to increase body weight. Following the opinion of (18) that the administration of organic acid in the form of 0.5% citric acid in the ration produced the best final body weight compared to acetic acid.

The addition of propionic acid increases the body weight of broiler chicken produced. The higher the increase of body weight produced, the higher the percentage of broiler chicken carcasses. The average percentage of broiler chicken carcass obtained in this research ranged from 69.84 to 73.40%. The variance analysis results showed that the addition of propionic acid in the ration during the research had a significant effect ( $P < 0.05$ ) on the percentage of broiler chicken carcasses due to the percentage of carcass influenced by the resulting live weight. This research's live weight is getting higher by increasing the addition of propionic acid in the ration. (9); (5); and (24) states that the achievement of bodyweight components is closely related to carcass weight. The higher the live weight produced, the higher the percentage at the end of the research (44).

The results of further tests showed that the percentage of the carcass of broiler chicken, which was added by propionic acid 0.5% and 0.75% was significantly different ( $P < 0.05$ ) with T0 (control). Presumably, propionic acid acts as an acidifier that can optimize the digestive tract's pH to improve the work of digestive enzymes and increase absorption of food substances, especially proteins that function as substances forming body tissues. In line with the study results by (45), the addition of organic acids can maintain the balance of microbes in the digestive tract by maintaining the digestive tract's pH so that protein absorption increases.

The addition of 0.5% propionic acid was not significantly different ( $P > 0.05$ ) with the addition of 0.75% propionic acid to the percentage of broiler chicken carcasses. It optimized the digestive tract's pH to increase

the absorption of nutrients, which affects the percentage of a carcass. In line with the opinion of (32) reported that administering organic acids such as citric acid to the level of 1.2% in single step down feeds could increase carcass weight.

The increase in the carcass percentage was inversely proportional to the percentage of abdominal fat in broiler chickens. The average percentage of abdominal fat produced in each treatment ranged from 1.22-1.92%. The variance analysis results showed that the addition of propionic acid in the ration had a significant effect ( $P < 0.05$ ) on the percentage of abdominal fat in broiler chickens. The addition of propionic acid can cause a decrease in the digestive tract's pH so that it activates the work of the pepsinogen enzyme. This study's percentage of abdominal fat is lower than that stated by (46), who reported the average percentage of abdominal fat in broiler chicken ranges from 2.24 to 3.90%.

In contrast, the lipase enzyme can work actively at pH 6.8 to reduce the activity of lipase enzymes in digesting fat. ((24,25) stated the digestion of fat in the intestine includes the breakdown of dietary fat into fatty acids, monoglycerides, and others through, which is cooperation between bile salts and intestinal lipases occurring in environments with high pH due to the presence of bicarbonate secretion. In line with the opinion of (44) the lipase enzyme can work optimally at pH 7.

Further tests showed that the percentage of abdominal fat added with 0.5% propionic acid and 0.75% propionic acid was significantly different ( $P < 0.05$ ) from controls. The percentage of broiler chicken abdominal fat with the addition of propionic acid in feed has a lower percentage of abdominal fat than broiler chickens without propionic acid in the ration (control). Because propionic acid can increase digestive enzymes' work and increase absorption of nutrients such as carbohydrates, proteins, and fats run optimally for the formation of body tissues. Fulfill their basic life so that abdominal fat formation decreases nutrients mainly used for body tissue formation. The addition of organic acids in broiler chicken feed can increase absorption by increasing the function of digestive enzymes to

Islam et al

(9,5,24)

others

Notes if

Others

influence the increase in digestion and absorption, especially fiber and protein (47).

The addition of 0.5% propionic acid was not significantly different ( $P>0.05$ ) with the addition of 0.75% propionic acid to the percentage of abdominal fat. It is assumed that the small intervals between treatments cause propionic acid at a dose of 0.5% and 0.75% to have the same activity in optimizing pH. The enzyme activity of the digestive tract is also the same as the pH conditions are not real. Hence, the percentage of abdominal fat produced not significantly different. (45) The addition of organic acids can maintain the balance of microbes in the digestive tract by maintaining the digestive tract's pH to improve the work of digestive enzymes properly. (48) Giving double step down feeding with the addition of 1.6% citric acid as an acidifier in the ration can increase carcass weight and reduce levels of abdominal fat.

#### CONCLUSION

Based on this study's results, it can be concluded that the addition of propionic acid in the ration at a dose of 0.5% can increase the digestibility of crude protein by 2.42% and crude fiber digestibility by 69.25%. Improve the production performance that increases weight gain by 7.49%, decrease feed conversion by 4.86%, and increase carcass percentage by 4.12% of broiler chicken.

#### CONFLICT OF INTERESTS

The authors report no conflict of interest.

#### AUTHORS' CONTRIBUTION

All authors contributed to the work, discussed the results and contributed to the final manuscript.

#### REFERENCES

1. Zhang, Y.J., S. Li, R.Y. Gan, T. Zhou, D.P. Xu, and H. Bin Li. 2015. Impacts of gut bacteria on human health and diseases. *Int. J. Mol. Sci.* 16:7493–7519.
2. Rodrigues, I., and M. Choct. 2018. The foregut and its manipulation via feeding practices in the chicken. *Poult. Sci.* 97:3188–3206.
3. Al-Khalaifah, H.S. 2018. Benefits of probiotics and/or prebiotics for antibiotic-reduced poultry. *Poult. Sci.* 97:3807–3815.
4. Al-Khalaifa, H., A. Al-Nasser, T. Al-Surayee, S. Al-Kandari, N. Al-Enzi, T. Al-Sharrah, G. Ragheb, S. Al-Qalaf, and A.

Mohammed. 2019. Effect of dietary probiotics and prebiotics on the performance of broiler chickens. *Poult. Sci.* 98:4465–4479.

5. Khan, R.U., and S. Naz. 2013. The applications of probiotics in poultry production. *Worlds. Poult. Sci. J.* 69:621–632.

6. Aalaei, M., A. Khatibjoo, M. Zaghari, K. Taherpour, M. Akbari Gharaei, and M. Soltani. 2018. Comparison of single- and multi-strain probiotics effects on broiler breeder performance, egg production, egg quality and hatchability. *Br. Poult. Sci.* 59:531–538.

7. Tadesse, T., and T. Tadesse. 2017. Public Health Impacts of Antibiotic Residues in Foods of Animal Origin: A Review. 7:6–11.

8. Muaz, K., M. Riaz, S. Akhtar, S. Park, and A. Ismail. 2018. Antibiotic residues in chicken meat: Global prevalence, threats, and decontamination strategies: A review. *J. Food Prot.* 81:619–627.

9. Adil, S., T. Banday, G.A. Bhat, M.S. Mir, and M. Rehman. 2010. Effect of dietary supplementation of organic acids on performance, intestinal histomorphology, and serum biochemistry of broiler chicken. *Vet. Med. Int.* 2010.

10. Grashorn, M.A., R. Gruzauskas, A. Dauksiene, A. Raceviciute-Stupeliene, Z. Zdunczyk, J. Juszkiewicz, S. Bliznikas, G.J. Svirnickas, and V. Slausgalvis. 2013. Influence of organic acids supplement to the diet on functioning of the digestive system in laying hens. *Arch. fur Geflugelkd.* 77:155–159.

11. Sabour, S., S.A. Tabeidian, and G. Sadeghi. 2019. Dietary organic acid and fiber sources affect performance, intestinal morphology, immune responses and gut microflora in broilers. *Anim. Nutr.* 5:156–162.

12. Armut, M., and A. Filazi. 2012. Evaluation of the effects produced by the addition of growth-promoting products to broiler feed. *Turkish J. Vet. Anim. Sci.* 36:330–337.

13. Puspasari, D.R., M. Mulyono, and I. Mangisah. 2014. The Effect of Levels Protein and Acetic Acid on Feed Formula to Potential Hydrogen (pH) Intestine Small, Digest Rate and Final Body Weight of Broiler. *Anim. Agric. J.* 3:409–416.

14. Wahju, J. 2004. Ilmu Nutrisi Unggas. Yogyakarta: Gadjah Mada University Press. *pp*:

15. Tillman, A., H. Hartadi, S. Reksahadiprodjo, S. Prawirokusumo, and L. S. 2005. Ilmu Makanan Ternak Dasar. Yogyakarta: Gadjah Mada University Press.
16. Steel, R.G.D., and J.H. Torrie. 1980. Principles and Procedures of Statistics. New York: McGraw-Hill. pp: 485.
17. Dibner, J.J., and P. Buttin. 2002. Use of Organic Acids as a Model to Study the Impact of Gut Microflora on Nutrition and Metabolism 1 DESCRIPTION OF PROBLEM. Gastrointestinal microbial populations—ubiquitous and heterogeneous—play a complex. J. Appl. Poult. Res. 11:453–463.
18. Islam, M., Z. Khandaker, S. Chowdhury, and K. Islam. 2008. Effect of citric acid and acetic acid on the performance of broilers. J. Bangladesh Agric. Univ. 6:315–320.
19. Nourmohammadi, R., S.M. Hosseini, H. Farhangfar, and M. Bashtani. 2012. Effect of citric acid and microbial phytase enzyme on ileal digestibility of some nutrients in broiler chicks fed corn-soybean meal diets. Ital. J. Anim. Sci. 11:36–40.
20. Dittoe, D.K., S.C. Ricke, and A.S. Kiess. 2018. Organic acids and potential for modifying the avian gastrointestinal tract and reducing pathogens and disease. Front. Vet. Sci. 5:1–12.
21. Ndelekwute, E.K., E.D. Assam, and E.M. Assam. 2018. Apparent nutrient digestibility, gut pH and digesta viscosity of broiler chickens fed acidified water. MOJ Anat. Physiol. 5:250–253.
22. Saputra, W., L. Mahfudz, and N. Suthama. 2013. Growth Performance of Broiler Chickens Given Single Step Down Diet with Inclusion of Citric Acid as Acidifier. Anim. Agric. J. 2:61–72.
23. Hajati, H. 2018. Application of organic acids in poultry nutrition. Int. J. Avian Wildl. Biol. 3:324–329.
24. Haq, Z., A. Rastogi, R.K. Sharma, and N. Khan. 2017. Advances in role of organic acids in poultry nutrition: A review. J. Appl. Nat. Sci. 9:2152–2157.
25. Khan, S.H., and J. Iqbal. 2016. Recent advances in the role of organic acids in poultry nutrition. J. Appl. Anim. Res. 44:359–369.
26. Gharib Naseri, K., S. Rahimi, and P. Khaki. 2012. Comparison of the effects of probiotic, organic acid and medicinal plant on campylobacter jejuni challenged broiler chickens. J. Agric. Sci. Technol. 14:1485–1496.
27. Ramana, J. V., R.V. Reddy, D.S. Rao, S. Shakila, and J. Suresh. 2017. Effect of organic acid supplementation on performance of poultry. J. Anim. Feed Sci. Technol. 5:15–23.
28. Afsharmanesh, M., and J. Pourreza. 2005. Effects of calcium, citric acid, ascorbic acid, vitamin D3 on the efficacy of microbial phytase in broiler starters fed wheat-based diets I. performance, bone mineralization and ileal digestibility. Int. J. Poult. Sci. 4:418–424.
29. Radhiyani, U.A. 2014. The Effect of Acetic Acid Addition to Ration with Different Protein Level to Calcium Retention and Meat Protein Mass in Broilers. Agromedia. 35:21–27.
30. Dehghani, N., and R. Jahanian. 2012. Interactive Impacts of Dietary Organic Acids and Crude Protein Levels on Performance and Gut. 2009–2012.
31. Haque, M., R. Chowdhury, K. Islam, and M. Akbar. 2009. Propionic Acid Is An Alternative To Antibiotics in Poultry Diet. Bangladesh J. Anim. Sci. 38:115–122.
32. Sutrisno, V., Y. Yudianto, and N. Suthama. 2013. Protein Digestibility and Growth Broiler of The Given Single Step Down Diet Addition Acidifier Citric Acid. Anim. Agric. J. 2:48–60.
33. Samanta, S., S. Halder, and T.K. Ghosh. 2010. Comparative Efficacy of an Organic Acid Blend and Bacitracin Methylene Disalicylate as Growth Promoters in Broiler Chickens: Effects on Performance, Gut Histology, and Small Intestinal Milieu. Vet. Med. Int. 2010:1–8.
34. Alshamy, Z., K.C. Richardson, H. Hünigen, H.M. Hafez, J. Plendl, and S. Al Masri. 2018. Comparison of the gastrointestinal tract of a dual-purpose to a broiler chicken line: A qualitative and quantitative macroscopic and microscopic study. PLoS One. 13:1–22.
35. Krismiyanto, L., N. Suthama, and I. Wahyuni. 2013. the effects of feeding inulin derived from dahlia tuber powder and extract on the existence of bacteria and growth of caecum in crossbred native chicken starter period. Ilmu-Ilmu Peternak. 24:54–60.
36. Krismiyanto, L. 2011. Effect of lime juice (*Citrus aurantifolia*) on the rate of digestion



and digestibility of crude fiber in male pelung chickens given rice bran based rations. .

37. Mabelebele, M., O.J. Alabi, J.W. Ngambi, D. Norris, and M.M. Ginindza. 2014. Comparison of gastrointestinal tracts and pH values of digestive organs of ross 308 broiler and indigenous vanda chickens fed the same diet. Asian J. Anim. Vet. Adv. 9:71-76.

38. Febriyossa, A., Nurmiati, and Periadnadi. 2013. Potential and Characterization of Native Bacteria of Intestine Broiler (*Gallus gallus domesticus* L.) as Probiotic Candidate of Broiler Poultry. J. Biol. Univ. Andalas. 2:201-206.

39. Dhingra, D., M. Michael, H. Rajput, and R.T. Patil. 2012. Dietary fibre in foods: A review. J. Food Sci. Technol. 49:255-266.

40. Capuano, E. 2017. The behavior of dietary fiber in the gastrointestinal tract determines its physiological effect. Crit. Rev. Food Sci. Nutr. 57:3543-3564.

41. Fitriyah, A., Tristiarti, and I. Mangisah. 2013. The Effect of Citrus aurantifolia Llevel on Feed Formula to Digest Rate and Crude Fiber Digestibility of Magelang Duck. Anim. Agric. J. 2:309-318.

42. Perween, S., K. Kumar, Chandramoni, S. Kumar, P.K. Singh, M. Kumar, and A. Dey. 2016. Effect of feeding different dietary levels of energy and protein on growth performance and immune status of Vanaraja chicken in the tropic. Vet. World. 9:893-899.

43. Kopecký, J., C. Hrn, and J. Weis. 2012. Effect of Organic Acids Supplement on Performance of Broiler Chickens. Anim. Feed Sci. Technol. 45:51-54.

44. Matituputty, P.R., R.R. Noor, P.S. Hardjosworo, and C.H. Wijaya. 2011. Performance, carcass percentages and heterosis values, Alabio and Cihateup line and crossbreeding on eight week old. J. Ilmu Ternak dan Vet. 16:90-97.

45. Natsir, M.H. 2004. the influence of using several encapsulant of lactic acid as acidifier on protein digestibility and metabolizable energy in broilers. J. Ternak Trop. 6:13-17.

46. Setiawan, I., and E. Sujana. 2010. influence of different yield age of broilers on final weight, carcass percentage and abdominal fat content. In: Seminar Nasional Fakultas Peternakan Unpad "Pengembangan Sistem Produksi dan Pemanfaatan Sumberdaya

Lokal untuk Kemandirian Pangan Asal Ternak." . pp. 563-567.

47. Atapattu, N.S.B.M., and C.J. Nelligaswatta. 2005. Effects of Citric Acid on the Performance and the Utilization of Phosphorous and Crude Protein in Broiler Chickens Fed on Rice By-Products Based Diets. Int. J. Poult. Sci. 4:990-993.

48. Sibrani, J., V.. Yunianto, and L.. Mahfudz. 2014. Percentage of carcass and Non-carcass and abdominal fat of broiler chickens were given acidifier citric acid in feed double step down. Anim. Agric. J. 3:273-280.

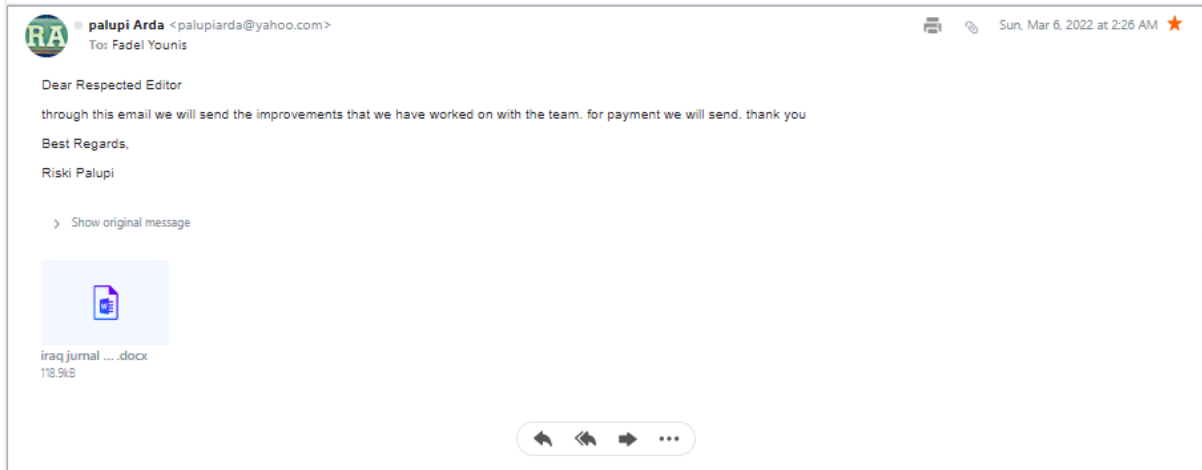
Please

\* Organize the references A, B, C, ..... then numbering  
\* Add Three Reference from this site

Iraqi Journal of  
Agricultural Sciences

do not change

### 3. Bukti konfirmasi submit revisi pertama, respon kepada reviewer, dan artikel yang diresubmit (6 Maret 2022)



## Addition Of Propionic Acid On Nutrient Digestibility And Its Effect On Production And Carcass Quality Of Broiler

R. Palupi  
Lecturer

F. N. L. Lubis  
Lecturer

A. Suryani  
Researcher

T. C. Bella  
Researcher

D. Nurrachma  
Researcher

A. N. T. Pratama  
Lecturer

Department of Technology and Livestock Industry, Faculty of Agricultural, Sriwijaya University, Indonesia

E-mail: [palupiarda@yahoo.com](mailto:palupiarda@yahoo.com)

### ABSTRACT

This study aimed to determine protein and crude fiber digestibility by adding propionic acid in rations and its effect on production and carcass quality broiler chicken. This research was carried out using 180-day old chicks (DOC) broiler chicken with Cobb strain. The research method used a completely randomized design (CRD) consisting of three treatments and six replications for every treatment. The treatment in this study consisted of: T0 = ration without propionic acid; T1 = addition of 0.5% propionic acid in the ration; T2 = 0.75% addition of propionic acid in the ration. Parameters observed included crude protein, crude fiber digestibility, feed consumption, body weight gain, feed conversion, live weight, carcass percentage, and percentage of abdominal fat in broiler chickens. The results showed that the addition of 0.5% propionic acid had a significant effect ( $P < 0.05$ ) on crude protein and crude fiber's digestibility in broiler chickens. Significantly increased feed consumption up to 2.29%; body weight gain up to 7.49%, decreased feed conversion by 4.86%; increased body weight by 12.69%; carcass percentage by 4.12% and decreased 33% of abdominal fat broiler chicken. This research concludes that the addition of propionic acid in the ration at a dose of 0.5% can increase the digestibility of crude protein and crude fiber rations, can improve the production performance and carcass quality of broiler chickens.

**Key words:** Digestibility, Propionic Acid, Performance

إضافة حامض البروبيونيك على قابلية هضم العناصر الغذائية وتأثيره على إنتاج وجودة الذبحة من الدجاج اللدجاجة، أحم

R. Palupi  
مدرس

F. N. L. Lubis  
مدرس

A. Suryani  
باحث

T. C. Bella  
باحث

D. Nurrachma  
باحث

A. N. T. Pratama  
مدرس

إيسينوندا ، إياجيويرس أعمالج ، أعارزلا أملك ، أيناويحا فورثلا أعالصو إيجولونكتلا مسة

المستخلص

جقنا إلى هريقتو قنلاها في لثنيويوربلا ضمد أفضاب ماخلا فابللاو نيتوربلا مضه أيلباة ديبحة إلى أماردلا هذه تقده بوجك ألامه ن.م اموي 180 اهرم فليبوي تلا (DOC) نيمستلا تيكاتك مااختساب شحبلأ اذ أارجا مة نيمستلا اجد أودجو جلاع لك تارركم أتمسو تاجلعم شلات ن.م نوكتو (CRD) لماكلا ابناو شء اممصصة شحبلأ أقيط تممختسا. في جلاعلا نوكتو  $T_2 = 0.75\%$  و  $T_1 = 0.5\%$ ؛ أصد لك فاضم لثنيويوربلا ضمد  $T_0$ ؛ ن.م أماردلا هذه ، فلعلأ كلالهتساو ، ماخلا فابللاو مضهو ، ماخلا نيتوربلا اهدصر مة يتلا ريباعملا تنمضمة أيجو لك فاضم لثنيويوربلا ضمد ن أجاتنلا ترهظأ. نيمستلا اجد في نطبلأ نوهد أيسنو ، أحيبذلا أيسنو ، يحلا نزولو ، فلعلأ ليوحتو ، مسجلا نزو أدايزو نيمستلا اجد في ماخلا فابللاو ماخلا نيتوربلا مضه إلى ( $P < 0.05$ ) يوتعم ريباتأ ما نك لثنيويوربلا ضمد  $0.5\%$  أفضبا أيسنم فلاعلا ليوحت ضافخناو ،  $7.49\%$  إلى لصة أيسنم مسجلا نزو أدايز ؛  $2.29\%$  إلى لصة فلاعلا كلالهتسا في أريبة أدايز. نطبلأ جورفلا ن.م  $33\%$  تضفخناو  $4.12\%$  أحيبذلا أيسنم  $12.69\%$  أيسنم مسجلا نزو أدايز ؛  $4.86\%$  الكلمات المفتاحية: أحيبذلا أودج ، أادلا ، لثنيويوربلا ضمد ، مضهلا أيلباة ، نيمستلا اجد

## INTRODUCTION

The growth of broiler chickens can take place well if given feed that suits their needs, both in terms of quality and quantity, to support maximum production. The digestive tract's pH conditions that are not optimal can lead to the development of pathogenic bacteria (1). The others results of a review conducted by (2) reported that the pH value of broiler chickens is strongly influenced by nutritional content, physical content, and the amount of feed consumed. However, One of many factors that causes a decrease in the digestive tract's pH value is feed fermentation. For example, The results of Study that has been carried out on fermented feed using the lactobacillus type of bacteria reveal that this type of bacteria can act as a feed probiotic by reducing the pH value, which in turn results in a decrease in pathogenic bacteria in the digestive tract (3);(4);(5);(6). Pathogenic bacteria often found in the digestive tract of poultry include *Escherichia coli* and Salmonella. These bacteria enter through feed and drinking water consumed by livestock, which can cause health problems in livestock and disrupt the absorption of food substances, resulting in a decrease in performance that affects the carcass quality produced at the end of broiler maintenance chickens.

Generally, farmers add antibiotic growth promoter (AGP) to overcome pathogenic bacteria's growth to increase the absorption of food substances. However, AGP's addition can leave antibiotic residues in the chicken meat produced, which will endanger the health of consumers who consume the meat (muaz 2018). Food consumers must pay attention to food safety from the presence of contaminants and residues that are harmful to consumers, specific bacterial resistance, and environmental issues (7, 8). Efforts can be made to avoid AGP's use with the addition of a specific feed additive that can replace the AGP function. One of the additives feeds that can be used in organic acids play an essential role in optimizing the digestive tract's pH. (9); (10); and (11) in their report stated that organic acid supplementation in feed could inhibit the work

of pathogenic bacteria and have a beneficial effect on the performance of poultry.

One of the organic acids that can be used is propionic acid. When given to livestock, propionic acid does not cause residues in meat or carcasses produced, so it is safe to use as additive feeds in livestock. (12) report that organic acids can be used as suitable alternative additive feeds to replace antibiotics. The addition of organic acids can reduce the pH digestive tract of poultry and inhibit the bacteria like *Escherichia coli* and Salmonella, which cause the absorption of food substances in the intestine can run well and make livestock growth becomes stable. The resulting performance is good and produces good carcass quality and abdominal fat content low. The difference in protein content and acetic acid in the ration makes the pH of the duodenum is 4.17 – 5.68, the pH of the jejunum is 5-6, and the pH of the ileum is 5.83 – 6 (13). This study was aimed at finding a dose of propionic acid that could increase the production and carcass quality of broiler chickens with an approach to measuring the digestibility of dietary fiber and protein. The study hypothesizes that propionic acid in the diets can increase the production and carcass quality of broiler chicken.

## MATERIAIS AND METHODS

### Experimental birds and Design

An animal feeding experiment was conducted at the experimental station, Department of Animal Science, Faculty of Agriculture, Universitas Sriwijaya. The birds were cared for according to the Animal Welfare Guidelines of the Indonesian Institute of Sciences. The approval of the experiment was granted from Universitas Sriwijaya.

This research used 180-day old chick (DOC) broiler chicken of Cobb strain with unsexing. The DOC weight used ranged from 53 to 56 g. The DOC was placed in the postal cage. The cage used is a postal cage with a 60cm x 50cm x 60cm size. Broiler chickens are carried out for 28 days. The Broiler chickens were divided into three treatments with various percentages of propionic acid usage in the diets.

The ratio given is HI-Pro type commercial feed given at the age of one to 21 days (starter phase

Commented [HL1]: we think the next sentence already shows the related reference so no need to add it.

– grower phase) and produced by PT. Charoen Pokphan Indonesia Tbk, MRI-P ration given at the age of 22 to 28 days (finisher phase)

produced by PT. Cj Cheiljedang Feed Lampung and Propionic Acid (Zetox) produced by PT. Healthy Bright Indonesia.

**Table 1. The composition of nutrient rations during the study**

Food substances	HI-PRO*	MR1-P**
Water content (Max) (%)	13.0	13.0
Protein (%)	22.0 – 23.0	21.5 – 23.0
Crude Fiber (Max) (%)	5.0	4.0
Fat (Min) (%)	5.0	8.0
Ash (Max) (%)	7.0	6.5
Calcium	0.9	0.9 – 1.2
Phosfor	0.6	0.7 – 1.0
Metabolism Energy (kcal/kg)	3020 – 3120	3000 – 3100

Note : HI-Pro (PT. Charoen Pokphan Indonesia Tbk), \*\*MR1-P (PT. Cj. Cheiljedang Feed Lampung).

The research design used was a Completely Randomized Design (CRD) consisting of 3 treatments and six replications. The DOC was placed into the experimental cages, each unit of the cage was occupied by ten heads each. The treatments used are as follows: T0 (without the addition of propionic acid in the diet), T1 (addition of 0.5% propionic acid), and T2 (addition of propionic acid 0.75%). The propionic acid given comes from commercial propionic acid in the form of flour. Propionic acid is mixed in the ration according to each treatment and stirred evenly until homogeneous. The adaptation of the treatment ration was carried out gradually within four days. According to treatment, chickens were fed treatment rations with a concentration of 25% on the first day, 50% on the second day, then 75% on the third day and 100% on the fourth day.

#### **Growing Performance and pH Measurement of Gizzard**

Broiler chicken performance, which includes measurement of parameters: Feed consumption (g/head/day), weight gain (g/head/day), and feed conversion ratio were calculated from the difference between the final body weight and the initial bodyweight of the study (14). Value of pH measurements was carried out on the duodenum, jejunum, and ileum. Simultaneously using a digital pH meter (Extech EC500 Waterproof ExStik II PH Meter), lactic acid bacteria was measured based on the population of Lactobacillus sp. In the small intestine of chicken aged four weeks (CFU/g).

#### **Digestibility and Carcass quality**

Measurements Digestibility/Digestion of crude protein (%) and crude fiber (%), were calculated

using the formula (15). Furthermore, Carcass quality measurement, which includes measurement of parameters: Live weight (g), calculated based on the difference between the results of weighing the chicken before being cut and after fasting for 6 hours. The percentage of the carcass (%) is calculated as the percentage of the ratio between the carcass weight (g) and the live weight (g), and percentage of abdominal fat, calculated based on the percentage of the comparison between the weight of abdominal fat (g) and the weight of life (g).

#### **Data Analysis**

The SAS statistical package (PROC GLM) was used to determine the significance of differences between treatments (SAS, 2013). Data obtained during this study were analyzed according to a Completely Randomized Design (CRD). If there are significant differences, further tests will be carried out using the Duncan Multiple Range Test (16).

## **RESULTS AND DISCUSSION**

### **Effect of Treatment on pH of small intestine and growth Performance**

Based on the analysis of variance, the addition of propionic acid in the diet had a significant effect ( $P < 0.05$ ) on the pH of the duodenum and the pH of the jejunum, but had no significant effect ( $P > 0.05$ ) on the pH of the ileum. This is because propionic acid has acidic properties; so that when it enters the digestive tract of broilers; it was caused the release of hydrogen atoms on digestive tract and cloud impact on the decrease of pH value. The supplementation of organic acids had showed could reduce the pH of the digestive tract and the microbial activity on the stomach and small intestine (17); (18); (19). The

decrease in pH in each part of the small intestine will affect the condition of the small intestine, where pathogenic bacteria found in the small intestine cannot stand the lower pH conditions.

Dittoe et al. (20) reported that the pH of the digestive tract is a microbial condition in the digestive tract of poultry that will have an impact on poultry health.

**Table 2. Effect of adding propionic acid on pH, ration consumption, weight gain and conversion of broiler chickens.**

pH on small Intestine	Treatment		
	T0	T1	T2
Duodenum	5.86 <sup>a</sup>	5.04 <sup>b</sup>	5.02 <sup>b</sup>
Jejunum	6.00 <sup>a</sup>	5.78 <sup>b</sup>	5.66 <sup>b</sup>
Ileum	6.98 <sup>a</sup>	6.22 <sup>b</sup>	6.38 <sup>b</sup>
Growing Performance	Treatment		
	T0	T1	T2
Consumption (g/head/day)	73,94 <sup>a</sup> ±0,97	75,64 <sup>b</sup> ±0,87	75,87 <sup>b</sup> ±0,64
Wight gain (g/head/day)	51,37 <sup>a</sup> ±2,49	55,22 <sup>b</sup> ±1,80	56,18 <sup>b</sup> ±2,64
Conversion	1,44 <sup>a</sup> ±0,05	1,37 <sup>b</sup> ±0,04	1,35 <sup>b</sup> ±0,05

Note: Different superscripts in the same column show significantly different influences (P<0.05). T0 (without the addition of propionic acid), T1 (addition of 0.5% propionic acid), T2 (addition of propionic acid 0.75%).

The adding of 0.5% propionic acid did not differ with the adding of 0.75% dietary propionic acid on the pH of the duodenum and the jejunum of broiler chickens. This is due to the optimum concentration of 0.5% propionic acid, so that the increase in concentration level to 0.75% was not significantly different from the 0.5% level. Similar with the research results of (21) that the use of several organic acids, namely citric acid, butyric acid, acetic acid and formic acid at a level of 0.25% acid in drinking water can lower the pH of the small intestine of broiler chickens.

The observation data for each of these broiler chicken performance parameters based on average rations consumption, weight gain, and conversion of broiler chicken rations could be seen in Table (2). Consumption of broiler chicken rations during the study ranged from 73.94 to 75.87 g/head/day. The variance analysis results showed that the adding of propionic acid had a significant effect (P<0.05) on dietary consumption of broiler. It was caused by the addition of propionic acid in the ration to improve the broiler chicken performance by optimizing the pH of the digestive tract. The pH of the broiler small intestine after propionic acid addition was 5.5-5.8. Changes in pH was caused pathogenic bacteria to enter the death phase because pathogenic bacteria cannot tolerate acidic conditions. (22) and (23), reported that citric acid could reduce the digestive tract's pH (crop, ventriculus, and

intestine), suppress the growth of pathogenic bacteria, and increases lactic acid bacteria, contributing to the digestive process the use of protein becomes good. Lysis of pathogenic bacteria will increase the absorption of nutrients that will be used to form muscle tissue. The increase in the feed flow rate in the digestive tract so that the stomach quickly empty and causes increased ration consumption. Following (2), organic acids can increase the feed flow rate so that gastric emptying is faster and consumption increases.

The addition of 0.5% propionic acid did not differ with the addition of 0.75% propionic acid in the diet on the pH of the duodenum and the jejunum of broiler chickens. This is due to the optimum concentration of 0.5% addition of propionic acid, so that the increase in concentration level to 0.75% is not significantly different from the 0.5% level.

The addition of 0.5% propionic acid was not significantly different from 0.75% propionic acid for the resulting consumption. This could be happen, because the addition of the two propionic acids gives the same effect on the digestive tract, so the activity of digestive enzymes is not much different. The enzyme activity had a role in influencing the rate of feed as long as the feed is consumed by broiler chi. Which in turn can cause absorption of nutrients in the digestive tract to be maximized due to the high rate of digestion with the end result that the digestive tract will empty quickly. Broilers

chicken continues to consume rations to meet energy needs so that the consumption of rations increases. (24) and (25) reported an increase in the digestive tract's productivity, which functions favorably for bacterial growth by decreasing acidity in the digestive tract and can activate and stimulate the production of endogenous enzymes and can increase ration consumption. Moreover, (11) reported that adding of the mixture of organic acids could increase broiler chicken rations' consumption. Average Chicken body weight gain during the study ranged from 51.37 to 56.18 g/head/day. The variance analysis results showed that the addition of propionic acid in the ration had a significant effect ( $P < 0.05$ ) on the body weight gain of broiler chickens. Because the addition of propionic acid in the ration can reduce the pH of the digestive tract, consequently can inhibit the work of pathogenic bacteria that cannot stand the acidic conditions, so there is no competition in the absorption of nutrients in the digestive tract. The optimal absorption of food substances can increase the bodyweight of broiler chickens. According to (26), organic acid acts as a growth promoter or growth booster capable of suppressing the growth of acid intolerant bacteria such as *Escherichia coli*, *Salmonella* spp, and *Clostridium perfringens*. Further tests showed that the addition of 0.5% propionic acid and 0.75% addition of propionic acid were significantly different ( $P < 0.05$ ) from the control. The smallest average body weight gain at T0 is 51.37 g/head/day because the ration consumed without the addition of propionic acid is as low as 73.94 g /head /day. In contrast, propionic acid can optimize the pH of the digestive tract so that feed consumed by livestock is converted into muscle tissue. There is an increase in body weight in broiler chickens. (23) stated that the administration of organic acids can maintain the balance of microbes in the digestive tract by maintaining the digestive tract's pH and being able to increase protein absorption. According to these results, organic acids such as propionic acid can optimize pH in the digestive tract, increase the pepsin enzyme activity, and increase the digestibility of nitrogen, phosphorus, and minerals that good weight gain occurs (9).

The adding of 0.5% propionic acid was not significantly different with 0.75% level on body weight gain of broiler chickens. the adding of propionic acid at 0.5% and 0.75% has the same ability to optimize the digestive tract's pH, the digestion process of nutrients goes well. It increases the body weight gain of broiler chickens. The addition of propionic acid at 0.5% and 0.75% can increase body weight gain by build muscle tissue in broiler chickens. The digestive tract's optimal pH can secrete pancreatic enzyme activity amino acids derived from feed can be digested and absorbed by the intestine. (27) stated The addition of organic acids can increase pancreatic enzyme activity to optimize digestion and absorption of amino acids derived from feed for muscle tissue formation. Furthermore, (28) stated that the adding of organic acids could reduce the digestive tract's pH, increasing pepsin enzyme activity resulting in increased body weight. Pepsin enzymes function to break down protein into amino acids and be absorbed by the body so that forming muscle tissue becomes profitable, increasing the body weight gain of broiler chickens. In line with the current results, (18) stated that the administration of 0.5% citric acid showed the best results of body weight and final body weight. (29) the adding of 0.75% acetic acid in the ration resulted in better body weight gain than controls. Based on the feed consumption and body weight gain produced during the study, broiler chicken ration average conversion ranged from 1.5 - 1.44. The variance analysis results showed that the adding of propionic acid feed had a significant effect ( $P < 0.05$ ) on the conversion ratio. The average conversion in T2 treatment with the adding of 0.75% propionic acid is the lowest conversion rate. The low conversion rate of rations is caused by feed consumed by livestock digested and absorbed entirely to form muscle tissue, increasing body weight gain (30); and these results are in line with the study conducted by (31) in a trial using conjugated linolenic acid . The adding of propionic acid causes acidic conditions in the digestive tract of broiler chickens that will support digestive enzyme activity. Changes in the digestive tract's acidity can cause growth disorders in pathogenic bacteria to reduce pathogenic bacteria in the digestive tract of broiler

chickens. (22) reported that citric acid can reduce the digestive tract's pH (crop, ventriculus and intestine), suppress pathogenic bacteria growth, and increase lactic acid bacteria that contribute to the digestive process so that the use of protein becomes optimal.

Based on further testing, the treatment of T0 was significantly different ( $P < 0.05$ ) to T1 and T2 groups. The adding of propionic acid in the ration could reduce the conversion value of feed because the feed consumed by broiler chickens results in higher weight gain than broiler chickens given rations without the addition of propionic acid. The addition of propionic acid can increase the efficient use of feed. The (32), reported that giving 0.25% citric acid and 0.25% butyric acid positively affects feed efficiency. Treatment without propionic acid produces a higher dietary conversion rate, thereby reducing feed use efficiency.

T1 group was not significantly different with T2 in feed conversion. In line with the results of (33) research, the addition of 70% formic acid and 30% propionic acid at a rate of 0.2 to 25% in the ration can improve the value of broiler chicken conversion. According to (18) addition of 0.5% citric acid can improve ration conversion. (34) state that the appropriate level of propionic acid is 0.2 to 0.4% in the ration to improve broiler chicken's feed conversion value.

#### Effect of treatment on crude protein digestibility

The average digestibility value of crude protein and fiber in broiler chickens can be seen in Table (3). The variance results showed that propionic acid had a significant effect ( $P < 0.05$ ) on the digestibility of crude protein in broiler chickens. The adding of propionic acid causes this can cause a decrease in pH in the digestive tract of broiler chickens, resulting in increased activity of protein degrading enzymes (pepsin and protease). The pH of the digestive tract of broiler chickens in the treatment T1 and T2 is lower than T0. The pH of duodenum T1 and T2 ranged from 4.2 to 5.3, while that of duodenum T0 was 5.8. The pH of the jejunum T1 and T2 ranges from 5-2 - 6, while T0 is 6.6 and the pH of the ileum T- and T2 ranges from 5.4 to 6.1, and the pH of the ileum at T0 was 7. (35) stated that an acid- atmosphere in the digestive tract would activate pepsinogen into pepsin which plays a role in digesting protein. (24) stated organic acids can increase the secretion of protein-digesting enzymes and release the gastrin hormones and cholecystokinin, which play a role in stimulating crude protein digestive enzymes. Gastrin is a hormone produced by gastrin cells in the stomach pylorus, which stimulates stomach acid release. Further tests showed that the adding of 0.5 and 0.75% propionic acid was significantly different ( $P < 0.05$ ) from the control ration on crude protein digestibility. The adding of propionic acid with a level of 0.5 to 0.75% in broiler rations can reduce the digestive tract's pH, thereby increasing the activity of digestive enzymes.

**Table 3. The Digestibility of crude protein and fiber in broiler chickens.**

Treatment	Crude protein digestibility (%)	Crude fiber digestibility (%)
T0	72,78 <sup>a</sup> ±1,22	28,33 <sup>a</sup> ±3,25
T1	74,54 <sup>b</sup> ±1,19	47,95 <sup>b</sup> ±1,09
T2	79,79 <sup>b</sup> ±1,63	46,31 <sup>b</sup> ±1,61

Note: Different letter superscripts showed significantly different treatments ( $P < 0.05$ ) T0 (without addition of propionic acid), T1 (addition of 0.5% propionic acid), T2 (addition of 0.75% propionic acid).

**Table 4. the effect treatment on live weight, carcass percentage and abdominal fat percentage during the study.**

Treatment	Live Weight (g) (4 weeks old)	Carcass Percentage (%)	Abdominal Fat Percentage (%)
T0	1315±38,49	69,84±1,40	1,92±0,44
T1	1574 <sup>b</sup> ±37,21	72,72 <sup>b</sup> ±1,17	1,27 <sup>b</sup> ±0,51
T2	1619 <sup>b</sup> ±65,59	73,40 <sup>b</sup> ±2,28	1,22 <sup>b</sup> ±0,28

Note: T0 (without the addition of propionic acid), T1 (addition of 0.5% propionic acid), T2 (addition of propionic acid 0.75%). Different superscripts in the same column showed significantly different effects ( $P < 0.05$ ).

(25) on review concluded that the addition of organic acids can affect the condition of the small intestine pH atmosphere becomes more acidic to support the activity of lactic acid



bacteria. The optimal pH will make lactic acid bacteria live optimally in the intestinal villi to increase the absorption of nutrients of rations by expanding the intestinal villi surface area. (36) explained that increasing the height and width of villi in the ileum was caused by lactic acid bacteria that we can increase short-chain fatty acids and reduce ammonium production. however, in an experiment reported by (10), it was revealed that organic acid supplementation could increase the production of propionate and iso-butyrate; increase the activity of  $\alpha$ -glucosidase and  $\beta$ -glucuronidase enzymes; but, it does not decrease ammonium production. Short-chain fatty acids play a role in stimulating the multiplication of intestinal epithelial cells. The increase of the villi's height and width indicates the villi's broader surface for absorption of food that enters the bloodstream (37).

The adding of propionic acid (0.5 and 0.75%) in the ration did not differ significantly ( $P > 0.05$ ) on crude protein's digestibility. The adding of propionic acid with a level of 0.5% and 0.75% has the same ability to optimize the digestive tract's pH, thus giving the same effect on the digestibility of crude protein. This result was similar to (35), who reported the addition of citric acidifiers with a level of 0.4 to 0.8% in natural and synthetic form in feed could increase crude protein digestibility by activating pepsin enzyme; such as proteases in the proventriculus and small intestine. (25) reported that the use of lactic acid in rations can increase protein digestibility in broiler chickens.

#### **Effect of treatment on crude fiber digestibility**

The variance results showed that the treatment had a significant effect on crude fiber digestibility ( $P < 0.05$ ). Due to a decrease in the digestive tract's pH value, which caused increases in some polysaccharides' chemical hydrolysis and reduced the level of crude fiber (38). The study stated that organic acids could reduce the digestive tract's pH in the duodenum, jejunum, ileum, and caecum (23). The lower pH will cause the digesta rate to slow down so that the time spent digesting crude fiber will also be longer (2).

Based on the results of further testing showed that each treatment was significantly different.

T2 treatment had the highest fiber digestibility value compared to other treatments ( $P < 0.05$ ) and T1 treatment had a higher value when compared to T0 treatment. It was caused by a decrease in the digestive tract's pH, which is thought to increase the lactic acid bacteria population. The average population of *Lactobacillus* sp. In the small intestine of broiler chickens without the administration of propionic acid is  $1.2 \times 10^4$  CFU/g, whereas in the treatment of adding of propionic acid an increase in the population of *Lactobacillus* sp. Namely at T1  $3.7 \times 10^6$  CFU/g and T2  $4.4 \times 10^6$  CFU/g. (39) stated that an increase in lactic acid bacteria produced lactic acid and short chain fatty acid production. The increase in SCFA and lactic acid accompanied by decreased pH of the digesta will further reduce pH in the cecum. The study by (40) reported the adding of lime acid extract at the level of 3 ml had a very significant effect on pH and the total increase in lactic acid bacteria in the digestive tract. The pH that is suitable for the growth of lactic acid bacteria (LAB) in broiler chicken cecum is 6.09 (23) and 6.20 (41).

The adding of propionic acid in the ration on treatments T1 and T2 group was significantly different ( $P < 0.05$ ) on the digestibility of crude fiber in broiler chickens. It was thought to be caused by an increase in the higher lactic acid bacteria population in T2. Lactic acid bacteria and other non-pathogenic bacteria that produce organic acids, especially lactic acid, can reduce pH in the cecum (23). On other hands, (39) revealed that the increasing population of lactic acid bacteria in the caecum would help break down carbohydrates, which can then be fermented by cellulolytic bacteria. Related to this results, (42) reported that the population of cellulolytic bacteria in the digestive tract of poultry was  $63 \times 10^7$  cfu/g, where the bacteria could degrade crude fiber. The decrease in crude fiber levels is due to higher cellulose and hemicellulose enzyme activity during the fermentation process (43, 44). Decreasing pH will increase the speed of chemical hydrolysis of some polysaccharides, which will reduce crude fiber levels. (45) stated the entering of organic acids on the proventriculus would weaken the crude fiber component to be more easily digested by microorganisms enzymatic.

#### **Effect of treatment on the quality of broiler chicken carcasses**

The carcass quality was determined based on the resulting live weight, carcass percentage, and abdominal fat percentage, as shown in Table (4). The average live weight of broiler chickens obtained in this study ranged from 1315 – 1619 grams. The variance analysis results showed that the adding of propionic acid had a significant effect ( $P < 0.05$ ) on the live weight of broiler chickens. Because propionic acid's addition has a significant effect on ration consumption, the higher the increase of propionic acid concentration in the ration, the higher the increase of the ration consumption. The increase in ration consumption reflects an increase in the consumption of food substances. (46) reports that consumption of rations reflects the entry of several nutrients into the body of broiler chickens.

Further tests showed that broiler chickens' live weight added 0.5% propionic acid and 0.75% propionic acid were significantly different ( $P < 0.05$ ) from controls. Because propionic acid optimizes the digestive tract's pH by the digestive tract's acidity, which is 5.5-5.8, especially in the small intestine. According to (23) organic acids such as acetate, propionate, and butyrate can reduce toxin production by bacteria, improve the intestinal wall's morphology, and reduce the colonization of pathogenic bacteria. Optimal digestion of food substances will increase weight gain, which can be seen in the increase in broiler chickens' live weight. The addition of organic acids can increase broiler chicken weight (27, 47).

The adding of 0.5% propionic acid was not significantly different ( $P > 0.05$ ) with the adding of 0.75% propionic acid to broiler chickens' live weight. Because at the level of 0.5%, the addition of propionic acid in the ration can provide optimal acid conditions in the digestive tract of broiler chickens to increase body weight. Following the opinion of (18) that the administration of organic acid in the form of 0.5% citric acid in the ration produced the best final body weight compared to acetic acid.

The adding of propionic acid increases the body weight of broiler chicken produced. The higher the increase of body weight produced, the higher the percentage of broiler chicken carcasses. The average percentage of broiler

chicken carcass obtained in this study ranged from 69.84 to 73.40%. The variance analysis results showed that the adding of propionic acid in the ration during the research had a significant effect ( $P < 0.05$ ) on the percentage of broiler chicken carcasses due to the percentage of carcass influenced by the resulting live weight. This research's live weight is getting higher by increasing the addition of dietary propionic acid. (9); (5); and (24) stated that the achievement of bodyweight components is closely related to carcass weight. The higher the live weight produced, the higher the percentage at the end of the research (48).

The results of further tests showed that the percentage of the carcass of broiler chicken, which was added by propionic acid 0.5% and 0.75% propionic acid was significantly different ( $P < 0.05$ ) with T0 (control). Presumably, propionic acid acts as an acidifier that can optimize the digestive tract's pH to improve the work of digestive enzymes and increase absorption of food substances, especially proteins that function as substances forming body tissues. In line with the study results by (49), the adding of organic acids can maintain the balance of microbes in the digestive tract by maintaining the digestive tract's pH so that protein absorption increases.

The adding of 0.5% propionic acid was not significantly different ( $P > 0.05$ ) with the adding of 0.75% propionic acid to the percentage of broiler chicken carcasses. It optimized the digestive tract's pH to increase the absorption of nutrients, which affects the percentage of a carcass. In line with the opinion of (35) reported that administering organic acids such as citric acid to the level of 1.2% in single step down feeds could increase carcass weight.

The increase in the carcass percentage was inversely proportional to the percentage of abdominal fat in broiler chickens. The average percentage of abdominal fat produced in each treatment ranged from 1.22-1.92%. The variance analysis results showed that the adding of propionic acid had a significant effect ( $P < 0.05$ ) on the percentage of abdominal fat in broiler chickens. The addition of propionic acid can cause a decrease in the digestive tract's pH so that it activates the work of the pepsinogen enzyme. This percentage of abdominal fat is

lower than that stated by (50), who reported the average percentage of abdominal fat in broiler chicken ranges from 2.24 to 3.90%.

In contrast, the lipase enzyme can work actively at pH 6.8 to reduce the activity of lipase enzymes in digesting fat. (24, 25) stated the digestion of fat in the intestine includes the breakdown of dietary fat into fatty acids, monoglycerides, and others through, which is cooperation between bile salts and intestinal lipases occurring in environments with high pH due to the presence of bicarbonate secretion. In line with the opinion of (48) the lipase enzyme can work optimally at pH 7.

Further tests showed that the percentage of abdominal fat added with 0.5% and 0.75% propionic acid was significantly different ( $P < 0.05$ ) from controls. The percentage of broiler chicken abdominal fat with the adding of propionic acid in feed has a lower percentage of abdominal fat than broiler chickens without propionic acid in the ration (control). Because propionic acid can increase digestive enzymes' work and increase absorption of nutrients such as carbohydrates, proteins, and fats run optimally for the formation of body tissues (38). Fulfill their basic life so that abdominal fat formation decreases nutrients mainly used for body tissue formation. The addition of organic acids in broiler chicken feed can increase absorption by increasing the function of digestive enzymes to influence the increase in digestion and absorption, especially fiber and protein (51).

The addition of 0.5% propionic acid was not significantly different with the adding of 0.75% propionic acid to the percentage of abdominal fat. It is assumed that the small intervals between treatments cause propionic acid at a dose of 0.5% and 0.75% to have the same activity in optimizing pH. The enzyme activity of the digestive tract is also the same as the pH conditions are not real. Hence, the percentage of abdominal fat produced not significantly different. (49) The adding of organic acids can maintain the balance of microbes in the digestive tract by maintaining the digestive tract's pH to improve the work of digestive enzymes properly. (52) Giving double step down feeding with the addition of 1.6% citric acid as an acidifier in the ration can

increase carcass weight and reduce levels of abdominal fat.

#### **CONCLUSION**

Based on these results, it can be concluded that the addition of propionic acid in the ration at a dose of 0.5% can increase the digestibility of crude protein by 2.42% and crude fiber digestibility by 69.25%. Improve the production performance that increases weight gain by 7.49%, decrease feed conversion by 4.86%, and increase carcass percentage by 4.12% of broiler chicken.

#### **CONFLICT OF INTERESTS**

The authors report no conflict of interest.

#### **AUTHORS' CONTRIBUTION**

All authors contributed to the work, discussed the results and contributed to the final manuscript.

#### **REFERENCES**

- 1-Zhang, Y. J., Li, S., Gan, R. Y., Zhou, T., Xu, D. P., and Li, H. Bin. 2015 Impacts of gut bacteria on human health and diseases. *Int. J. Mol. Sci.*, 16 (4): 7493–7519.
- 2-Rodrigues, I., and Choct, M. 2018 The foregut and its manipulation via feeding practices in the chicken. *Poult. Sci.*, 97 (9): 3188–3206.
- 3-Al-Khalafah, H. S. 2018 Benefits of probiotics and/or prebiotics for antibiotic-reduced poultry. *Poult. Sci.*, 97 (11): 3807–3815.
- 4-Al-Khalifa, H., Al-Nasser, A., Al-Surayee, T., Al-Kandari, S., Al-Enzi, N., Al-Sharrah, T., Ragheb, G., Al-Qalaf, S., and Mohammed, A. 2019 Effect of dietary probiotics and prebiotics on the performance of broiler chickens. *Poult. Sci.*, 98 (10): 4465–4479.
- 5-Khan, R. U., and Naz, S. 2013 The applications of probiotics in poultry production. *Worlds. Poult. Sci. J.*, 69 (3): 621–632.
- 6-Aalaei, M., Khatibjoo, A., Zaghari, M., Taherpour, K., Akbari Gharaei, M., and Soltani, M. 2018 Comparison of single- and multi-strain probiotics effects on broiler breeder performance, egg production, egg quality and hatchability. *Br. Poult. Sci.*, 59 (5): 531–538.
- 7-Tadesse, T., and Tadesse, T. 2017 Public Health Impacts of Antibiotic Residues in Foods of Animal Origin: A Review. 7 (10): 6–11.
- 8-Muaz, K., Riaz, M., Akhtar, S., Park, S., and Ismail, A. 2018 Antibiotic residues in chicken meat: Global prevalence, threats, and

- decontamination strategies: A review. *J. Food Prot.*, 81 (4): 619–627.
- 9-Adil, S., Bandy, T., Bhat, G. A., Mir, M. S., and Rehman, M. 2010 Effect of dietary supplementation of organic acids on performance, intestinal histomorphology, and serum biochemistry of broiler chicken. *Vet. Med. Int.*, 2010.
- 10-Grashorn, M. A., Gruzauskas, R., Dauksiene, A., Raceviciute-Stupeliene, A., Zdunczyk, Z., Juskiwicz, J., Bliznikas, S., Svirnickas, G. J., and Slausgalvis, V. 2013 Influence of organic acids supplement to the diet on functioning of the digestive system in laying hens. *Arch. fur Geflugelkd.*, 77 (3): 155–159.
- 11-Sabour, S., Tabeidian, S. A., and Sadeghi, G. 2019 Dietary organic acid and fiber sources affect performance, intestinal morphology, immune responses and gut microflora in broilers. *Anim. Nutr.*, 5 (2): 156–162.
- 12-Armut, M., and Filazi, A. 2012 Evaluation of the effects produced by the addition of growth-promoting products to broiler feed. *Turkish J. Vet. Anim. Sci.*, 36 (4): 330–337.
- 13-Puspasari, D. R., Mulyono, M., and Mangisah, I. 2014 The Effect of Levels Protein and Acetic Acid on Feed Formula to Potensial Hydrogen (pH) Intestine Small, Digest Rate and Final Body Weight of Broiler. *Anim. Agric. J.*, 3 (3): 409–416.
- 14-Wahju, J. 2004 Ilmu Nutrisi Unggas. Gadjah Mada University Press: Yogyakarta.
- 15-Tillman, A., Hartadi, H., Reksohadiprodjo, S., Prawirokusumo, S., and S. L. 2005 *Ilmu Makanan Ternak Dasar*. Gadjah Mada University Press: Yogyakarta.
- 16-Steel, R. G. D., and Torrie, J. H. 1980 Principles and procedures of statistics. McGraw-Hill: New York.
- 17-Dibner, J. J., and Buttin, P. 2002 Use of Organic Acids as a Model to Study the Impact of Gut Microflora on Nutrition and Metabolism I Description Of Problem Gastrointestinal microbial populations—ubiquitous and heterogeneous—play a complex. *J. Appl. Poult. Res.*, 11: 453–463.
- 18-Islam, M., Khandaker, Z., Chowdhury, S., and Islam, K. 2008 Effect of citric acid and acetic acid on the performance of broilers. *J. Bangladesh Agric. Univ.*, 6 (2): 315–320.
- 19-Nourmohammadi, R., Hosseini, S. M., Farhangfar, H., and Bashtani, M. 2012 Effect of citric acid and microbial phytase enzyme on ileal digestibility of some nutrients in broiler chicks fed corn-soybean meal diets. *Ital. J. Anim. Sci.*, 11 (1): 36–40.
- 20-Dittoe, D. K., Ricke, S. C., and Kiess, A. S. 2018 Organic acids and potential for modifying the avian gastrointestinal tract and reducing pathogens and disease. *Front. Vet. Sci.*, 5 (9): 1–12.
- 21-Ndelekwute, E. K., Assam, E. D., and Assam, E. M. 2018 Apparent nutrient digestibility, gut pH and digesta viscosity of broiler chickens fed acidified water. *MOJ Anat. Physiol.*, 5 (4): 250–253.
- 22-Saputra, W. ., Mahfudz, L. ., and Suthama, N. 2013 Growth Performance of Broiler Chickens Given Single Step Down Diet with Inclusion of Citric Acid as Acidifier. *Anim. Agric. J.*, 2 (3): 61–72.
- 23-Hajati, H. 2018 Application of organic acids in poultry nutrition. *Int. Int. J. Avian Wildl. Biol.*, 3 (4): 324–329.
- 24-Haq, Z., Rastogi, A., Sharma, R. K., and Khan, N. 2017 Advances in role of organic acids in poultry nutrition: A review. *J. Appl. Nat. Sci.*, 9 (4): 2152–2157.
- 25-Khan, S. H., and Iqbal, J. 2016 Recent advances in the role of organic acids in poultry nutrition. *J. Appl. Anim. Res.*, 44 (1): 359–369.
- 26-Gharib Naseri, K., Rahimi, S., and Khaki, P. 2012 Comparison of the effects of probiotic, organic acid and medicinal plant on campylobacter jejuni challenged broiler chickens. *J. Agric. Sci. Technol.*, 14 (SUPPL.): 1485–1496.
- 27-Ramana, J. V., Reddy, R. V., Rao, D. S., Shakila, S., and Suresh, J. 2017 Effect of organic acid supplementation on performance of poultry. *J. Anim. Feed Sci. Technol.*, 5 (1): 15–23.
- 28-Afsharmanesh, M., and Pourreza, J. 2005 Effects of calcium, citric acid, ascorbic acid, vitamin D3 on the efficacy of microbial phytase in broiler starters fed wheat-based diets I. performance, bone mineralization and ileal digestibility. *Int. J. Poult. Sci.*, 4 (6): 418–424.
- 29-Radhiyani, U. A. 2014 The Effect of Acetic Acid Addition to Ration with Different Protein Level to Calcium Retention and Meat Protein Mass in Broilers. *Agromedia*, 35 (1): 21–27.
- 30-Ali, A. M., El Agrab, H. M., Hamoud, M.

- M., Gama, A. M., Mousa, M. R., Nasr, S. A. E., El Shater, M. A. H., Laban, S. E., Zahran, O. K., and Ali, M. M. 2020 Effect of Acidified Drinking Water by Organic Acids on Broiler Performance and Gut Health. *Adv. Anim. Vet. Sci.*, 8 (12): 1301–1309.
- 31-Al-Bandr, L. ., and Qasim, A. . 2017 Effect of supplementing different levels of conjugated linoleic acid (cla) to the diet on productive performance of broiler chicken. *Iraqi J. Agric. Sci.*, 4 (48): 1081–1088.
- 32-Dehghani, N., and Jahanian, R. 2012 Interactive Impacts of Dietary Organic Acids and Crude Protein Levels on Performance and Gut. (2011): 2009–2012.
- 33-Vale, M. M. do, Menten, J. F. M., Morais, S. C. D. de, and Brainer, M. M. de A. 2004 Mixture of formic and propionic acid as additives in broiler feeds. *Sci. Agric.*, 61 (4): 371–375.
- 34-Haque, M., Chowdhury, R., Islam, K., and Akbar, M. 2009 Propionic Acid Is An Alternative To Antibiotics In Poultry Diet. *Bangladesh J. Anim. Sci.*, 38 (1–2): 115–122.
- 35-Sutrisno, Yunianto, V. ., and Suthama, N. 2013 Protein Digestibility and Growth Broiler of The Given Single Step Down Diet Addition Acidifier Citric Acid. *Anim. Agric. J.*, 2 (3): 48–60.
- 36-Samanta, S., Haldar, S., and Ghosh, T. K. 2010 Comparative Efficacy of an Organic Acid Blend and Bacitracin Methylene Disalicylate as Growth Promoters in Broiler Chickens: Effects on Performance, Gut Histology, and Small Intestinal Milieu. *Vet. Med. Int.*, 2010: 1–8.
- 37-Alshamy, Z., Richardson, K. C., Hünigen, H., Hafez, H. M., Plendl, J., and Al Masri, S. 2018 Comparison of the gastrointestinal tract of a dual-purpose to a broiler chicken line: A qualitative and quantitative macroscopic and microscopic study. *PLoS One*, 13 (10): 1–22.
- 38-Sanchez, J., Barbut, S., Patterson, R., and Kiarie, E. G. 2021 Impact of fiber on growth, plasma, gastrointestinal and excreta attributes in broiler chickens and turkey poults fed corn- or wheat-based diets with or without multienzyme supplement. *Poult. Sci.*, 100 (8): 101219.
- 39-Krismiyo, L., Suthama, N., and Wahyuni, I. 2013 the effects of feeding inulin derived from dahlia tuber powder and extract on the existence of bacteria and growth of caecum in crossbred native chicken starter period. *Ilmu-Ilmu Peternak.*, 24 (3): 54–60.
- 40-Krismiyo, L. 2011 Effect of lime juice (*Citrus aurantifolia*) on the rate of digestion and digestibility of crude fiber in male pelung chickens given rice bran based rations., Diponegoro University.
- 41-Mabelebe, M., Alabi, O. J., Ngambi, J. W., Norris, D., and Ginindza, M. M. 2014 Comparison of gastrointestinal tracts and pH values of digestive organs of ross 308 broiler and indigenous venda chickens fed the same diet. *Asian J. Anim. Vet. Adv.*, 9 (1): 71–76.
- 42-Febriyossa, A., Nurmia, and Periadnadi. 2013 Potential and Characterization of Native Bacteria of Intestine Broiler (*Gallus gallus domesticus* L.) as Probiotic Candidate of Broiler Poultry. *J. Biol. Univ. Andalas*, 2 (3): 201–206.
- 43-Dhingra, D., Michael, M., Rajput, H., and Patil, R. T. 2012 Dietary fibre in foods: A review. *J. Food Sci. Technol.*, 49 (3): 255–266.
- 44-Capuno, E. 2017 The behavior of dietary fiber in the gastrointestinal tract determines its physiological effect. *Crit. Rev. Food Sci. Nutr.*, 57 (16): 3543–3564.
- 45-Fitriyah, A. ., Tristiarti, and Mangisah, I. 2013 The Effect of *Citrus aurantifolia* Level on Feed Formula to Digest Rate and Crude Fiber Digestibility of Magelang Duck. *Anim. Agric. J.*, 2 (1): 309–318.
- 46-Perween, S., Kumar, K., Chandramoni, Kumar, S., Singh, P. K., Kumar, M., and Dey, A. 2016 Effect of feeding different dietary levels of energy and protein on growth performance and immune status of Vanaraja chicken in the tropic. *Vet. World*, 9 (8): 893–899.
- 47-Kopecký, J., Hrn, C., and Weis, J. 2012 Effect of Organic Acids Supplement on Performance of Broiler Chickens. *Anim. Feed Sci. Technol.*, 45 (1): 51–54.
- 48-Matituputy, P. R., Noor, R. R., Hardjosworo, P. S., and Wijaya, C. H. 2011 Performance, carcass percentages and heterosis values, Alabio and Cihateup line and crossbreeding on eight week old. *J. Ilmu Ternak dan Vet.*, 16 (2): 90–97.
- 49-Natsir, M. H. 2004 the influence of using several encapsulant of lactic acid as acidifier on protein digestibility and metabolizable energy in broilers. *J. Ternak Trop.*, 6 (2): 13–17.

50-Setiawan, I., and Sujana, E. 2010 influence of different yield age of broilers on final weight, carcass percentage and abdominal fat content. *Seminar Nasional Fakultas Peternakan Unpad "Pengembangan Sistem Produksi dan Pemanfaatan Sumberdaya Lokal untuk Kemandirian Pangan Asal Ternak"*.

51-Atapattu, N. S. B. M., and Nelligawatta, C. J. 2005 Effects of Citric Acid on the Performance and the Utilization of Phosphorous and Crude Protein in Broiler Chickens Fed on Rice By-Products Based Diets. *Int. J. Poult. Sci.*, 4 (12): 990-993.

52-Sibrani, J., Yuniato, V. ., and Mahfudz, L. . 2014 percentage of carcass and Non-carcass and abdominal fat of broiler chickens were given acidifier citric acid in feed double step down. *Anim. Agric. J.*, 3 (2): 273-280.

## 4. Bukti konfirmasi artikel published online (9-13 Mei 2022)

Re: Author's name change 2 Yahoo/Inbox ★


---

 **Fadel Younis** <fadelbaktash1@yahoo.com> Mon, May 9, 2022 at 9:29 PM ★  
To: palupi Arda

Please send the final correct copy for publishing

Regards  
Editor in Chief

> Show original message



---

 **Fadel Younis** <fadelbaktash1@yahoo.com> Fri, May 13, 2022 at 8:42 PM ★  
To: palupi Arda

Dear Dr. Palupi

Your original article content five researcher names .  
Know the article published , within Vol. 53 No.. 2 and covaried by Scopus . it is impossible to add any others.

Best Regards  
Editor in Chief

> Show original message



## ADDITION OF PROPIONIC ACID ON NUTRIENT DIGESTIBILITY AND ITS EFFECT ON PRODUCTION AND CARCASS QUALITY OF BROILER

R. Palupi  
Lecturer

F. N. L. Lubis  
Lecturer

A. Suryani  
Researcher

T. C. Bella  
Researcher

D. Nurrachma  
Researcher

Dept. Techn. and Livestock Industry, Faculty of Agric., Sriwijaya University Indonesia

E-mail: palupiarda@yahoo.com

### ABSTRACT

This study was aimed to determine protein and crude fiber digestibility by adding propionic acid in rations and its effect on production and carcass quality broiler chicken. This research was carried out using 180-day old chicks (DOC) broiler chicken with Cobb strain. This research method used a completely randomized design (CRD) consisting of three treatments and six replications for every treatment. The treatment in this study consisted of: T0 = ration without propionic acid; T1 = addition of 0.5% propionic acid in the ration; T2 = 0.75% addition of propionic acid in the ration. Parameters observed included crude protein, crude fiber digestibility, feed consumption, body weight gain, feed conversion, live weight, carcass percentage, and percentage of abdominal fat in broiler chickens. The results showed that the addition of 0.5% propionic acid had a significant effect ( $P < 0.05$ ) on crude protein and crude fiber's digestibility in broiler chickens. Significantly increased feed consumption up to 2.29%; body weight gain up to 7.49%, decreased feed conversion by 4.86%; increased body weight by 12.69%; carcass percentage by 4.12% and decreased 33% of abdominal fat broiler chicken. This research concludes that the addition of propionic acid in the ration at a dose of 0.5% could be increase the digestibility of crude protein and crude fiber rations, can improve the production performance and carcass quality of broiler chickens.

Key words: broiler chicken, digestibility, fiber, performance, protein.

مجلة العلوم الزراعية العراقية - 2022: 53(2): 453-464

Palupi وآخرون

إضافة حمض البروبيونيك على قابلية هضم العناصر الغذائية وتأثيره على إنتاج وجودة الذبيحة من الدجاج اللاحم

R. Palupi

F. N. L. Lubis

سورياني العاني

مدرس

مدرس

باحث

بيلا سيترانيا

نوركاما إلهة

باحث

باحث

سم التكنولوجيا وصناعة الثروة الحيوانية، كلية الزراعة، جامعة سريويجايا، إندونيسيا

### المستخلص

هدفت هذه الدراسة إلى تحديد قابلية هضم البروتين والألياف الخام بإضافة حمض البروبيونيك في العلائق وتأثيره على إنتاج وجودة دجاج التسمين. تم إجراء هذا البحث باستخدام تكتاكت التسمين (DOC) التي يبلغ عمرها 180 يوماً من سلالة كوب. استعملت طريقة البحث تصميمًا عشوائيًا بالكامل (CRD) يتكون من ثلاث معاملات وستة مكررات لكل معاملة. تتكون المعاملة في هذه الدراسة من T0 = حصص بدون حمض البروبيونيك 0.5%، T1 = حمض بروبيونيك مضاف لكل حصّة 0.75%، و T2 = حمض بروبيونيك مضاف لكل وجبة. تضمنت المعايير التي تم رصدها البروتين الخام، وهضم الألياف الخام، واستهلاك العلف، وزيادة وزن الجسم، وتحويل العلف، والوزن الحي، ونسبة الذبيحة، ونسبة دهون البطن في دجاج التسمين. أظهرت النتائج أن إضافة 0.5% حمض البروبيونيك كان له تأثير معنوي ( $P < 0.05$ ) على هضم البروتين الخام والألياف الخام في دجاج التسمين. زيادة كبيرة في استهلاك الأعلاف تصل إلى 2.29%؛ زيادة وزن الجسم بنسبة تصل إلى 7.49%، وانخفاض تحويل الأعلاف بنسبة 4.86%؛ زيادة وزن الجسم بنسبة 12.69%. نسبة الذبيحة 4.12% وانخفضت 33% من دهون الفروج البطني. خلاصة هذا البحث إلى أن إضافة حمض البروبيونيك في الحصّة الغذائية بجرعة 0.5% يمكن أن يزيد من قابلية هضم البروتين والألياف الخام، ويمكن أن يحسن أداء الإنتاج وجودة الذبيحة.

الكلمات المفتاحية: دجاج التسمين، قابلية الهضم، حمض البروبيونيك، الأداء، جودة الذبيحة.

Received:13/11/2020, Accepted:12/2/2021



## INTRODUCTION

The growth of broiler chickens can take place well if given feed that suits their needs, both in terms of quality and quantity, to support maximum production. The digestive tract's pH conditions that are not optimal can lead to the development of pathogenic bacteria (48). The results of a review conducted by (34) reported that the pH value of broiler chickens is strongly influenced by nutritional content, physical content, and the amount of feed consumed. However, One of many factors that causes a decrease in the digestive tract's pH value is feed fermentation. For example, The results of research that has been carried out on fermented feed using the lactobacillus type of bacteria reveal that this type of bacteria can act as a feed probiotic by reducing the pH value, which in turn results in a decrease in pathogenic bacteria in the digestive tract (1,2). Pathogenic bacteria often found in the digestive tract of poultry include *Escherichia coli* and *Salmonella*. These bacteria enter through feed and drinking water consumed by livestock, which can cause health problems in livestock and disrupt the absorption of food substances, resulting in a decrease in performance that affects the carcass quality produced at the end of broiler maintenance chickens. Generally, farmers add Antibiotic Growth Promoter (AGP) to overcome pathogenic bacteria's growth to increase the absorption of food substances. However, AGP's addition can leave antibiotic residues in the chicken meat produced, which will endanger the health of consumers who consume the meat. Food consumers must pay attention to food safety from the presence of contaminants and residues that are harmful to consumers, specific bacterial resistance, and environmental issues (28, 46). Efforts can be made to avoid AGP's use with the addition of a specific feed additive that can replace the AGP function. One of the additives feeds that can be used in organic acids play an essential role in optimizing the digestive tract's pH. (4, 42) in their report stated that organic acid supplementation in feed could inhibit the work of pathogenic bacteria and have a beneficial effect on the performance of poultry. One of the organic acids that can be used is propionic acid. When given to livestock, propionic acid

does not cause residues in meat or carcasses produced, so it is safe to use as additive feeds in livestock. (5) report that organic acids can be used as suitable alternative additive feeds to replace antibiotics. The addition of organic acids can reduce the pH digestive tract of poultry and inhibit the bacteria like *Escherichia coli* and *Salmonella*, which cause the absorption of food substances in the intestine can run well and make livestock growth becomes stable. The resulting performance is good and produces good carcass quality and abdominal fat content low. The difference in protein content and acetic acid in the ration makes the pH of the duodenum is 4.17 - 5.68, the pH of the jejunum is 5-6, and the pH of the ileum is 5.83 - 6 (33). One of the organic acids is propionic acid. This study aims to find feed additives that can increase the production and carcass quality of broiler chicken. The study hypothesizes that propionic acid in the diets can increase the production and carcass quality of broiler chicken.

## MATERIALS AND METHODS

**Study Site:** An animal feeding experiment was conducted at the experimental station, Department of Animal Science, Faculty of Agriculture, Universitas Sriwijaya. The ducks were cared for according to the Animal Welfare Guidelines of the Indonesian Institute of Sciences. The approval of the experiment was granted from Universitas Sriwijaya.

**Birds, Diets, Housing, and Experimental Design:** This research used 180-day old chick (DOC) broiler chicken of Cobb strain with unsexing. The DOC weight used ranged from 53 to 56 g. The DOC was placed in the postal cage. The cage used is a postal cage with a 60cm x 50cm x 60cm size. Broiler chickens are carried out for 28 days. The Broiler chickens were divided into three treatments with various percentages of propionic acid usage in the diets. The ratio given is HI-Pro type commercial feed given at the age of one to 21 days (starter phase - grower phase) and produced by PT. Charoen Pokphan Indonesia Tbk, MRI-P ration given at the age of 22 to 28 days (finisher phase) produced by PT. Cj Cheiljedang Feed Lampung and Propionic Acid (Zetox) produced by PT. Healthy Bright Indonesia.

**Table1. Composition of nutrient rations during the study**

Food substances	HI-PRO*	MR1-P**
Water content (Max) (%)	13.0	13.0
Protein (%)	22.0 – 23.0	21.5 – 23.0
Crude Fiber (Max) (%)	5.0	4.0
Fat (Min) (%)	5.0	8.0
Ash (Max) (%)	7.0	6.5
Calcium	0.9	0.9 – 1.2
Phosfor	0.6	0.7 - 1.0
Metabolism Energy (kcal/kg)	3020 – 3120	3000 – 3100

Note : HI-Pro (PT. Charoen Pokphan Indonesia Tbk), \*\*MR1-P (PT. Cj. Cheiljedang Feed Lampung).

The research design used was a Completely Randomized Design (CRD) consisting of 3 treatments and six replications. The DOC was placed into the experimental cages, each unit of the cage was occupied by ten heads each. The treatments used are as follows: T0 (without the addition of propionic acid in the diet), T1 (addition of 0.5% propionic acid), and T2 (addition of propionic acid 0.75%). The propionic acid given comes from commercial propionic acid in the form of flour. Propionic acid is mixed in the ration according to each treatment and stirred evenly until homogeneous. The adaptation of the treatment ration was carried out gradually within four days. According to treatment, chickens were fed treatment rations with a concentration of 25% on the first day, 50% on the second day, then 75% on the third day and 100% on the fourth day.

**Growing Performance and pH Measurement of Gizzard:** Broiler chicken performance, which includes measurement of parameters: Feed consumption (g/head/day), weight gain (g/head/day), and feed conversion ratio were calculated from the difference between the final body weight and the initial bodyweight of the study (47). Value of pH measurements was carried out on the duodenum, jejunum, and ileum. Simultaneously using a digital pH meter (Extech EC500 Waterproof ExStik II PH Meter), lactic acid bacteria was measured based on the population of *Lactobacillus* sp. in the small intestine of chicken aged four weeks (CFU/g).

#### **Digestibility and Carcass quality**

Measurements Digestibility/Digestion of crude protein (%) and crude fiber (%) were calculated using the formula (45). Furthermore, Carcass quality measurement, which includes measurement of parameters: Live weight (g), calculated based on the difference between the

results of weighing the chicken before being cut and after fasting for 6 hours. The percentage of the carcass (%) is calculated as the percentage of the ratio between the carcass weight (g) and the live weight (g), and percentage of abdominal fat, calculated based on the percentage of the comparison between the weight of abdominal fat (g) and the weight of live (g).

#### **Data Analysis**

The SAS statistical package (PROC GLM) was used to determine the significance of differences between treatments (SAS, 2013). Data obtained during this study were analyzed according to a Completely Randomized Design (CRD). If there are significant differences, further tests will be carried out using the Duncan Multiple Range Test (42).

#### **RESULTS AND DISCUSSION**

**Effect of Treatment on pH of small intestine and growth Performance:** Based on the analysis of variance, the addition of propionic acid in the diet had a significant effect ( $P < 0.05$ ) on the pH of the duodenum and the pH of the jejunum, but had no significant effect ( $P > 0.05$ ) on the pH of the ileum. This is because propionic acid has acidic properties; so that when it enters the digestive tract of broilers; it was caused the release of hydrogen atoms on digestive tract and cloud impact on the decrease of pH value. The supplementation of organic acids had showed could reduce the pH of the digestive tract and the microbial activity on the stomach and small intestine (11, 31). The decrease in pH in each part of the small intestine will affect the condition of the small intestine, where pathogenic bacteria found in the small intestine cannot stand the lower pH conditions. Dittoe et al. (12) reported that the pH of the digestive tract is a microbial condition in the digestive tract of poultry that will have an impact on poultry health.

**Table 2. Effect treatment on pH, ration consumption, weight gain and conversion of broiler chickens**

pH on small Intestine	Treatment		
	T0	T1	T2
Duodenum	5.86 <sup>a</sup>	5.04 <sup>b</sup>	5.02 <sup>b</sup>
Jejunum	6.00 <sup>a</sup>	5.78 <sup>b</sup>	5.66 <sup>b</sup>
Ileum	6.98 <sup>a</sup>	6.22 <sup>b</sup>	6.38 <sup>b</sup>
		Treatment	
Growing Performance	T0	T1	T2
Consumption (g/head/day)	73,94 <sup>a</sup> ±0,97	75,64 <sup>b</sup> ±0,87	75,87 <sup>b</sup> ±0,64
Wight gain (g/head/day)	51,37 <sup>a</sup> ±2,49	55,22 <sup>b</sup> ±1,80	56,18 <sup>b</sup> ±2,64
Conversion	1,44 <sup>a</sup> ±0,05	1,37 <sup>b</sup> ±0,04	1,35 <sup>b</sup> ±0,05

Note: Different superscripts in the same column show significantly different influences ( $P < 0.05$ ). P0 (without the addition of propionic acid), P1 (addition of 0.5% propionic acid), P2 (addition of propionic acid 0.75%).

The addition of 0.5% propionic acid did not differ ( $P > 0.05$ ) with the addition of 0.75% propionic acid in the diet on the pH of the duodenum and the jejunum of broiler chickens. This is due to the optimum concentration of 0.5% addition of propionic acid, so that the increase in concentration level to 0.75% is not significantly different from the 0.5% level. In line with the research results of Ndelekwute et al. (32) that the use of several organic acids, namely citric acid, butyric acid, acetic acid and formic acid at a level of 0.25% acid in drinking water can lower the pH of the small intestine of broiler chickens. The Observation Data for each of these broiler chicken performance parameters based on average rations consumption, weight gain, and conversion of broiler chicken rations could be seen in Table 2. Consumption of broiler chicken rations during the study ranged from 73.94 to 75.87 g/head/day. The variance analysis results showed that the addition of propionic acid in the ration had a significant effect ( $P < 0.05$ ) on the consumption of broiler chicken rations. It was caused by the addition of propionic acid in the ration to improve the broiler chicken digestive tract's performance by optimizing the pH of the digestive tract. The pH of the broiler small intestine after propionic acid addition was 5.5-5.8. Changes in pH result in pathogenic bacteria's death because pathogenic bacteria cannot resist the acidic conditions. Others (5) and (19), reported that citric acid could reduce the digestive tract's pH (crop, ventriculus, and intestine), suppress the growth of pathogenic bacteria, and increases lactic acid bacteria, contributing to the digestive process the use of protein becomes good. Lysis of pathogenic bacteria will increase the absorption of nutrients that

will be used to form muscle tissue. The increase in the feed flow rate in the digestive tract so that the stomach quickly empty and causes increased ration consumption. Following (34), organic acids can increase the feed flow rate so that gastric emptying is faster and consumption increases. The addition of 0.5% propionic acid did not differ ( $P > 0.05$ ) with the addition of 0.75% propionic acid in the diet on the pH of the duodenum and the jejunum of broiler chickens. This is due to the optimum concentration of 0.5% addition of propionic acid, so that the increase in concentration level to 0.75% is not significantly different from the 0.5% level. In line with the research results of Ndelekwute et al. (32) that the use of several organic acids, namely citric acid, butyric acid, acetic acid and formic acid at a level of 0.25% acid in drinking water can lower the pH of the small intestine of broiler chickens. The Observation Data for each of these broiler chicken performance parameters based on average rations consumption, weight gain, and conversion of broiler chicken rations could be seen in Table 2. Consumption of broiler chicken rations during the study ranged from 73.94 to 75.87 g/head/day. The variance analysis results showed that the addition of propionic acid in the ration had a significant effect ( $P < 0.05$ ) on the consumption of broiler chicken rations. It was caused by the addition of propionic acid in the ration to improve the broiler chicken digestive tract's performance by optimizing the pH of the digestive tract. The pH of the broiler small intestine after propionic acid addition was 5.5-5.8. Changes in pH result in pathogenic bacteria's death because pathogenic bacteria cannot resist the acidic conditions. (22) and (23), reported that

citric acid could reduce the digestive tract's pH (crop, ventriculus, and intestine), suppress the growth of pathogenic bacteria, and increases lactic acid bacteria, contributing to the digestive process the use of protein becomes good. Lysis of pathogenic bacteria will increase the absorption of nutrients that will be used to form muscle tissue. The increase in the feed flow rate in the digestive tract so that the stomach quickly empty and causes increased ration consumption. Following (2), organic acids can increase the feed flow rate so that gastric emptying is faster and consumption increases. The addition of 0.5% propionic acid was not significantly different ( $P>0.05$ ) with 0.75% propionic acid to ration consumption. Due to the addition of propionic acid at a dose of 0.5% and 0.75% in the ration giving effect the same to the digestive tract, the digestive enzyme activity is the same in the treatment. Enzyme activity will affect the feed rate in feed consumed by livestock. It can be absorbed entirely along with the rapid digestion rate, which caused the digestive tract to empty quickly. Broilers chicken continues to consume rations to meet energy needs so that the consumption of rations increases. (24) and (25) reported an increase in the digestive tract's productivity, which functions favorably for bacterial growth by decreasing acidity in the digestive tract and can activate and stimulate the production of endogenous enzymes and can increase ration consumption. Moreover, Others (42) reported that adding of the mixture of organic acids could increase broiler chicken rations' consumption. Average Chicken body weight gain during the study ranged from 51.37 to 56.18 g/head/day. The variance analysis results showed that the addition of propionic acid in the ration had a significant effect ( $P<0.05$ ) on the body weight gain of broiler chickens. Because the addition of propionic acid in the ration can reduce the pH of the digestive tract, consequently can inhibit the work of pathogenic bacteria that cannot stand the acidic conditions, so there is no competition in the absorption of nutrients in the digestive tract. The optimal absorption of food substances can increase the bodyweight of broiler chickens. According to (18), organic acid acts as a growth promoter or growth booster capable of suppressing the growth of

acid intolerant bacteria such as *Escherichia Coli*, *Salmonella* spp, and *Clostridium perfringens*. Further tests showed that the addition of 0.5% propionic acid and 0.75% addition of propionic acid were significantly different ( $P<0.05$ ) from the control. The smallest average body weight gain at T0 is 51.37 g/head/day because the ration consumed without the addition of propionic acid is as low as 73.94 g /head /day. In contrast, propionic acid can optimize the pH of the digestive tract so that feed consumed by livestock is converted into muscle tissue. There is an increase in body weight in broiler chickens. (19) states that the administration of organic acids can maintain the balance of microbes in the digestive tract by maintaining the digestive tract's pH and being able to increase protein absorption. According to these results, organic acids such as propionic acid can optimize pH in the digestive tract, increase the pepsin enzyme activity, and increase the digestibility of nitrogen, phosphorus, and minerals that good weight gain occurs (4). The treatment of the addition of 0.5% propionic acid was not significantly different ( $P>0.05$ ) by adding 0.75% propionic acid to the body weight gain of broiler chickens. Because the addition of propionic acid at 0.5% and 0.75% has the same ability to optimize the digestive tract's pH, the digestion process of nutrients goes well. It increases the body weight gain of broiler chickens. The addition of propionic acid at 0.5% and 0.75% can increase body weight gain by build muscle tissue in broiler chickens. The digestive tract's optimal pH can secrete pancreatic enzyme activity amino acids derived from feed can be digested and absorbed by the intestine. (35) stated The addition of organic acids can increase pancreatic enzyme activity to optimize digestion and absorption of amino acids derived from feed for muscle tissue formation. Furthermore, (6) stated that the addition of organic acids could reduce the digestive tract's pH, increasing pepsin enzyme activity resulting in increased body weight. Pepsin enzymes function to break down protein into amino acids and be absorbed by the body so that forming muscle tissue becomes profitable, increasing the body weight gain of broiler chickens. In line with the research results (23)

stated that the administration of 0.5% citric acid showed the best results of body weight and final body weight. (40) the addition of 0.75% acetic acid in the ration resulted in better body weight gain than controls. Based on the amount of ration consumption and body weight gain produced during the study, broiler chicken ration's average conversion ranged from 1.35 - 1.44. The variance analysis results showed that the addition of propionic acid in the ration had a significant effect ( $P < 0.05$ ) on the conversion of broiler chicken rations. The average conversion in T2 treatment with the addition of 0.75% propionic acid is the lowest conversion rate. The low conversion rate of rations is caused by feed consumed by livestock digested and absorbed entirely to form muscle tissue, increasing body weight gain. The addition of propionic acid causes acidic conditions in the digestive tract of broiler chickens that will support digestive enzymes' activity. Changes in the digestive tract's acidity can cause growth disorders in pathogenic bacteria to reduce pathogenic bacteria in the digestive tract of broiler chickens. (23) reported that citric acid can reduce the digestive tract's pH (crop, ventriculus and intestine), suppress pathogenic bacteria's growth, and increase lactic acid bacteria that contribute to the digestive process so that the use of protein becomes optimal. Based on further testing, the treatment of T0 was significantly different ( $P < 0.05$ ) to T1 (addition of 0.5% propionic acid) and T2 (addition of 0.75% propionic acid). The addition of propionic acid in the ration could reduce the conversion value of feed because the feed consumed by broiler chickens results in higher weight gain than broiler chickens given rations without the addition of propionic acid. The addition of propionic acid can increase the efficient use of feed. They were following (13), which is reported that giving 0.25% citric acid and 0.25% butyric acid positively affects feed efficiency. Treatment without the addition of propionic acid in the ration produces a higher conversion rate, thereby reducing feed use efficiency. T1 treatment was not significantly different ( $P > 0.05$ ) with T2 on broiler chicken rations' conversion. The addition of 0.5% and 0.75%

propionic acid has relatively small propionic acid addition intervals, so the treatment effect of 0.5% and 0.75% is not significantly different from the ration conversion. In line with the results of Vale et al.'s (2004) research, the addition of 70% formic acid and 30% propionic acid at a rate of 0.2 to 25% in the ration can improve the value of broiler chicken conversion. According to (23) addition of 0.5% citric acid can improve ration conversion. (21) state that the appropriate level of propionic acid use is 0.2 to 0.4% in the ration to improve broiler chicken's feed conversion value.

#### **Effect of Treatment on Crude Protein**

**Digestibility:** The average digestibility value of crude protein and crude fiber in broiler chickens can be seen in Table 3. The variance results showed that propionic acid's use had a significant effect ( $P < 0.05$ ) on the digestibility of crude protein in broiler chickens. The addition of propionic acid causes this can cause a decrease in pH in the digestive tract of broiler chickens, resulting in increased activity of protein degrading enzymes (pepsin and protease). The pH of the digestive tract of broiler chickens in the treatment T1 and T2 is lower than T0. The pH of duodenum T1 and T2 ranged from 4.2 to 5.3, while that of duodenum T0 was 5.8. The pH of the jejunum T1 and T2 ranges from 5.2 - 6, while T0 is 6.6 and the pH of the ileum T1 and T2 ranges from 5.4 to 6.1, and the pH of the ileum at T0 was 7. (22) stated that an acidic atmosphere in the digestive tract would activate pepsinogen into pepsin which plays a role in digesting protein. (12) stated Organic acids can increase the secretion of protein-digesting enzymes and release the gastrin hormones and cholecystokinin, which play a role in stimulating crude protein digestive enzymes. Gastrin is a hormone produced by gastrin cells in the stomach's pylorus, which stimulates stomach acid release. Further tests showed that the addition of 0.5 and 0.75% propionic acid was significantly different ( $P < 0.05$ ) from the control ration on crude protein digestibility. The addition of propionic acid with a level of 0.5 to 0.75% in broiler rations can reduce the digestive tract's pH, thereby increasing the activity of digestive enzymes.

**Table 3. Digestibility of crude protein and crude fiber in broiler chickens**

Treatment	Crude protein digestibility (%)	Crude fiber digestibility (%)
T0	72,78 <sup>a</sup> ±1,22	28,33 <sup>a</sup> ±3,25
T1	74,54 <sup>b</sup> ±1,19	47,95 <sup>b</sup> ±1,09
T2	79,79 <sup>b</sup> ±1,63	46,31 <sup>b</sup> ±1,61

Note: Different letter superscripts showed significantly different treatments (P <0.05) P0 (without addition of propionic acid), P1 (addition of 0.5% propionic acid), P2 (addition of 0.75% propionic acid).

**Table 4. Effect treatment on live weight, carcass percentage and abdominal fat percentage during the study**

Treatment	Live Weight (g) (4 weeks old)	Carcass Percentage (%)	Abdominal Fat Percentage (%)
T0	1315 <sup>a</sup> ±38,49	69,84 <sup>a</sup> ±1,40	1,92 <sup>a</sup> ±0,44
T1	1574 <sup>b</sup> ±37,21	72,72 <sup>b</sup> ±1,17	1,27 <sup>b</sup> ±0,51
T2	1619 <sup>b</sup> ±65,59	73,40 <sup>b</sup> ±2,28	1,22 <sup>b</sup> ±0,28

Note: P0 (without the addition of propionic acid), P1 (addition of 0.5% propionic acid), P2 (addition of propionic acid 0.75%). Different superscripts in the same column showed significantly different effects (P <0.05).

(24) on review concluded that the addition of organic acids can affect the condition of the small intestine pH's atmosphere becomes more acidic to support the activity of lactic acid bacteria. The optimal pH will make lactic acid bacteria live optimally in the intestinal villi to increase the absorption of nutrients of rations by expanding the intestinal villi surface area. (38) explained that increasing the height and width of villi in the ileum was caused by lactic acid bacteria that we can increase short-chain fatty acids and reduce ammonium production. however, in an experiment reported by (12), it was revealed that organic acid supplementation could increase the production of propionate and iso butyrate; increase the activity of a-glucosidase and b-glucouronidase enzymes; but, it does not decrease ammonium production. Short-chain fatty acids play a role in stimulating the multiplication of intestinal epithelial cells. The increase of the villi's height and width indicates the villi's broader surface for absorption of food that enters the bloodstream (1). The addition of propionic acid 0.5 and 0.75% in the ration did not differ significantly (P> 0.05) on crude protein's digestibility. The addition of propionic acid with a level of 0.5% and 0.75% has the same ability to optimize the digestive tract's pH, thus giving the same effect on the digestibility of crude protein. This result was similar to (22), who reported the addition of citric acidifiers with a level of 0.4 to 0.8% in natural and synthetic form in feed could increase crude protein digestibility by activating pepsin enzyme; such as proteases in the proventriculus and small intestine. (20) report

that the use of lactic acid in rations can increase protein digestibility in broiler chickens.

#### Effect of Treatment on Crude Fiber Digestibility:

The variance results showed that the treatment had a significant effect on crude fiber digestibility (P<0.05). Due to a decrease in the digestive tract's pH value, which caused increases in some polysaccharides' chemical hydrolysis and reduced the level of crude fiber. The research stated that organic acids could reduce the digestive tract's pH in the duodenum, jejunum, ileum, and caecum (19). The lower pH will cause the digesta rate to slow down so that the time spent digesting crude fiber will also be longer (34). Based on the results of further tests showing that each treatment was significantly different. T1 and T2 treatments were significantly different (P<0.05) higher with T0. It was caused by a decrease in the digestive tract's pH, which is thought to increase the lactic acid bacteria population. The average population of Lactobacillus sp. in the small intestine of broiler chickens without the administration of propionic acid is 1.2x10<sup>4</sup> CFU/g, whereas in the treatment of addition of propionic acid an increase in the population of Lactobacillus sp. namely at P1 3.7x10<sup>6</sup> CFU/g and P2 4.4x10<sup>6</sup> CFU/g. (25) stated that an increase in lactic acid bacteria produced lactic acid and Short Chain Fatty Acid production. The increase in SCFA and lactic acid accompanied by decreased pH of the digesta will further reduce pH in the cecum. The research by (26) reported the addition of lime acid extract at the level of 3 ml had a very significant effect on

pH and the total increase in lactic acid bacteria in the digestive tract. The pH that is suitable for the growth of lactic acid bacteria (LAB) in broiler chicken cecum is 6.09 (19) and 6.20 (29). The addition of propionic acid in the ration on treatments T1 and T2 was significantly different ( $P < 0.05$ ) on the digestibility of crude fiber in broiler chickens. It was thought to be caused by an increase in the higher lactic acid bacteria population in T2. Lactic acid bacteria and other non-pathogenic bacteria that produce organic acids, especially lactic acid, can reduce pH in the cecum (19). On other hands, (25) added that the increasing population of lactic acid bacteria in the caecum would help break down carbohydrates, which can then be fermented by cellulolytic bacteria. Related to this results, (15) reported that the population of cellulolytic bacteria in the digestive tract of poultry was  $63 \times 10^7$  cfu/g, where the bacteria could degrade crude fiber. The decrease in crude fiber levels is due to higher cellulose and hemicellulose enzyme activity during the fermentation process (10, 14). Decreasing pH will increase the speed of chemical hydrolysis of some polysaccharides, which will reduce crude fiber levels. (16) stated the entering of organic acids on the proventriculus would weaken the crude fiber component to be more easily digested by microorganisms enzymatic.=

**Effect of Treatment on the Quality of Broiler Chicken Carcasses:** The carcass quality was determined based on the resulting live weight, carcass percentage, and abdominal fat percentage, as shown in Table 4. The average live weight of broiler chickens obtained in this study ranged from 1315 - 1619 grams. The variance analysis results showed that the addition of propionic acid in broiler chicken ration had a significant effect ( $P < 0.05$ ) on the live weight of broiler chickens. Because propionic acid's addition has a significant effect on ration consumption, the higher the increase of propionic acid concentration in the ration, the higher the increase of the ration consumption. The increase in ration consumption reflects an increase in the consumption of food substances. (34) reports that consumption of rations reflects the entry of several nutrients into the body of broiler

chickens. Further tests showed that broiler chickens' live weight added 0.5% propionic acid and 0.75% propionic acid were significantly different ( $P < 0.05$ ) from controls. Because propionic acid optimizes the digestive tract's pH by the digestive tract's acidity, which is 5.5-5.8, especially in the small intestine. According to (19) organic acids such as acetate, propionate, and butyrate can reduce toxin production by bacteria, improve the intestinal wall's morphology, and reduce the colonization of pathogenic bacteria. Optimal digestion of food substances will increase weight gain, which can be seen in the increase in broiler chickens' live weight. The addition of organic acids can increase broiler chicken weight (27, 35). The addition of 0.5% propionic acid was not significantly different ( $P > 0.05$ ) with the addition of 0.75% propionic acid to broiler chickens' live weight. Because at the level of 0.5%, the addition of propionic acid in the ration can provide optimal acid conditions in the digestive tract of broiler chickens to increase body weight. Following the opinion of (23) that the administration of organic acid in the form of 0.5% citric acid in the ration produced the best final body weight compared to acetic acid. The addition of propionic acid increases the body weight of broiler chicken produced. The higher the increase of body weight produced, the higher the percentage of broiler chicken carcasses. The average percentage of broiler chicken carcass obtained in this research ranged from 69.84 to 73.40%. The variance analysis results showed that the addition of propionic acid in the ration during the research had a significant effect ( $P < 0.05$ ) on the percentage of broiler chicken carcasses due to the percentage of carcass influenced by the resulting live weight. This research's live weight is getting higher by increasing the addition of propionic acid in the ration. Others (4); (20); and (23) states that the achievement of bodyweight components is closely related to carcass weight. The higher the live weight produced, the higher the percentage at the end of the research (30). The results of further tests showed that the percentage of the carcass of broiler chicken, which was added by propionic acid 0.5% and 0.75% was significantly different ( $P < 0.05$ ) with T0 (control). Presumably, propionic acid

acts as an acidifier that can optimize the digestive tract's pH to improve the work of digestive enzymes and increase absorption of food substances, especially proteins that function as substances forming body tissues. In line with the study results by (31), the addition of organic acids can maintain the balance of microbes in the digestive tract by maintaining the digestive tract's pH so that protein absorption increases. The addition of 0.5% propionic acid was not significantly different ( $P > 0.05$ ) with the addition of 0.75% propionic acid to the percentage of broiler chicken carcasses. It optimized the digestive tract's pH to increase the absorption of nutrients, which affects the percentage of a carcass. In line with the opinion of (22) reported that administering organic acids such as citric acid to the level of 1.2% in single step down feeds could increase carcass weight. The increase in the carcass percentage was inversely proportional to the percentage of abdominal fat in broiler chickens. The average percentage of abdominal fat produced in each treatment ranged from 1.22-1.92%. The variance analysis results showed that the addition of propionic acid in the ration had a significant effect ( $P < 0.05$ ) on the percentage of abdominal fat in broiler chickens. The addition of propionic acid can cause a decrease in the digestive tract's pH so that it activates the work of the pepsinogen enzyme. This study's percentage of abdominal fat is lower than that stated by (46), who reported the average percentage of abdominal fat in broiler chicken ranges from 2.24 to 3.90%. In contrast, the lipase enzyme can work actively at pH 6.8 to reduce the activity of lipase enzymes in digesting fat. (24,25) stated the digestion of fat in the intestine includes the breakdown of dietary fat into fatty acids, monoglycerides, and others through, which is cooperation between bile salts and intestinal lipases occurring in environments with high pH due to the presence of bicarbonate secretion. In line with the opinion of (44) the lipase enzyme can work optimally at pH 7. Further tests showed that the percentage of abdominal fat added with 0.5% propionic acid and 0.75% propionic acid was significantly different ( $P < 0.05$ ) from controls. The percentage of broiler chicken abdominal fat

with the addition of propionic acid in feed has a lower percentage of abdominal fat than broiler chickens without propionic acid in the ration (control). Because propionic acid can increase digestive enzymes' work and increase absorption of nutrients such as carbohydrates, proteins, and fats run optimally for the formation of body tissues. Fulfill their basic life so that abdominal fat formation decreases nutrients mainly used for body tissue formation. The addition of organic acids in broiler chicken feed can increase absorption by increasing the function of digestive enzymes to influence the increase in digestion and absorption, especially fiber and protein (9). The addition of 0.5% propionic acid was not significantly different ( $P > 0.05$ ) with the addition of 0.75% propionic acid to the percentage of abdominal fat. It is assumed that the small intervals between treatments cause propionic acid at a dose of 0.5% and 0.75% to have the same activity in optimizing pH. The enzyme activity of the digestive tract is also the same as the pH conditions are not real. Hence, the percentage of abdominal fat produced not significantly different. (31) The addition of organic acids can maintain the balance of microbes in the digestive tract by maintaining the digestive tract's pH to improve the work of digestive enzymes properly. (37) Giving double step down feeding with the addition of 1.6% citric acid as an acidifier in the ration can increase carcass weight and reduce levels of abdominal fat.

#### CONCLUSION

Based on this study's results, it can be concluded that the addition of propionic acid in the ration at a dose of 0.5% can increase the digestibility of crude protein by 2.42% and crude fiber digestibility by 69.25%. Improve the production performance that increases weight gain by 7.49%, decrease feed conversion by 4.86%, and increase carcass percentage by 4.12% of broiler chicken.

**CONFLICT OF INTERESTS :** The authors report no conflict of interest.

**AUTHORS' CONTRIBUTION:** All authors contributed to the work, discussed the results and contributed to the final manuscript.

#### REFERENCES

1. Aalaei, M., A. Khatibjoo, M. Zaghari, K. Taherpour, M. Akbari Gharaei, and M.



- Soltani. 2018. Comparison of single- and multi-strain probiotics effects on broiler breeder performance, egg production, egg quality and hatchability. *Br. Poult. Sci.* 59:531–538
2. Adil, S., T. Banday, G.A. Bhat, M.S. Mir, and M. Rehman. 2010. Effect of dietary supplementation of organic acids on performance, intestinal histomorphology, and serum biochemistry of broiler chicken. *Vet. Med. Int.* 2010
3. Al-Khalaifah, H.S. 2018. Benefits of probiotics and/or prebiotics for antibiotic-reduced poultry. *Poult. Sci.* 97:3807–3815
4. Al-Khalaifa, H., A. Al-Nasser, T. Al-Surayee, S. Al-Kandari, N. Al-Enzi, T. Al-Sharrah, G. Ragheb, S. Al-Qalaf, and A. Mohammed. 2019. Effect of dietary probiotics and prebiotics on the performance of broiler chickens. *Poult. Sci.* 98:4465–4479
5. Alshamy, Z., K.C. Richardson, H. Hünigen, H.M. Hafez, J. Plendl, and S. Al Masri. 2018. Comparison of the gastrointestinal tract of a dual-purpose to a broiler chicken line: A qualitative and quantitative macroscopic and microscopic study. *PLoS One.* 13:1–22
6. Afsharmanesh, M., and J. Pourreza. 2005. Effects of calcium, citric acid, ascorbic acid, vitamin D3 on the efficacy of microbial phytase in broiler starters fed wheat-based diets I. performance, bone mineralization and ileal digestibility. *Int. J. Poult. Sci.* 4:418–424
7. Armut, M., and A. Filazi. 2012. Evaluation of the effects produced by the addition of growth-promoting products to broiler feed. *Turkish J. Vet. Anim. Sci.* 36:330–337
8. Atapattu, N.S.B.M., and C.J. Nelligaswatta. 2005. Effects of Citric Acid on the Performance and the Utilization of Phosphorous and Crude Protein in Broiler Chickens Fed on Rice By-Products Based Diets. *Int. J. Poult. Sci.* 4:990–993
9. Capuano, E. 2017. The behavior of dietary fiber in the gastrointestinal tract determines its physiological effect. *Crit. Rev. Food Sci. Nutr.* 57:3543–3564
10. Dhingra, D., M. Michael, H. Rajput, and R.T. Patil. 2012. Dietary fibre in foods: A review. *J. Food Sci. Technol.* 49:255–266
11. Dibner, J.J., and P. Buttin. 2002. Use of Organic Acids as a Model to Study the Impact of Gut Microflora on Nutrition and Metabolism I DESCRIPTION OF PROBLEM Gastrointestinal microbial populations—ubiquitous and heterogeneous—play a complex. *J. Appl. Poult. Res.* 11:453–463
12. Dittoe, D.K., S.C. Ricke, and A.S. Kiess. 2018. Organic acids and potential for modifying the avian gastrointestinal tract and reducing pathogens and disease. *Front. Vet. Sci.* 5:1–12
13. Dehghani, N., and R. Jahanian. 2012. Interactive Impacts of Dietary Organic Acids and Crude Protein Levels on Performance and Gut. 2009–2012
14. Febriyossa, A., Nurmiati, and Periadnadi. 2013. Potential and Characterization of Native Bacteria of Intestine Broiler (*Gallus gallus domesticus* L.) as Probiotic Candidate of Broiler Poultry. *J. Biol. Univ. Andalas.* 2:201–206
15. Fitriyah, A., Tristiarti, and I. Mangisah. 2013. The Effect of Citrus aurantifolia Level on Feed Formula to Digest Rate and Crude Fiber Digestibility of Magelang Duck. *Anim. Agric. J.* 2:309–318
16. Gharib Naseri, K., S. Rahimi, and P. Khaki. 2012. Comparison of the effects of probiotic, organic acid and medicinal plant on campylobacter jejuni challenged broiler chickens. *J. Agric. Sci. Technol.* 14:1485–1496.
17. Grashorn, M.A., R. Gruzauskas, A. Dauksiene, A. Raceviciute-Stupeliene, Z. Zdunczyk, J. Juškiewicz, S. Bliznikas, G.J. Svirmickas, and V. Slausgalvis. 2013. Influence of organic acids supplement to the diet on functioning of the digestive system in laying hens. *Arch. fur Geflugelkd.* 77:155–159
18. Hajati, H. 2018. Application of organic acids in poultry nutrition. *Int. Int. J. Avian Wildl. Biol.* 3:324–329
19. Haq, Z., A. Rastogi, R.K. Sharma, and N. Khan. 2017. Advances in role of organic acids in poultry nutrition: A review. *J. Appl. Nat. Sci.* 9:2152–2157
20. Haque, M., R. Chowdhury, K. Islam, and M. Akbar. 2009. Propionic Acid Is An Alternative To Antibiotics In Poultry Diet. *Bangladesh J. Anim. Sci.* 38:115–122
21. Islam, M., Z. Khandaker, S. Chowdhury, and K. Islam. 2008. Effect of citric acid and acetic acid on the performance of broilers. *J. Bangladesh Agric. Univ.* 6:315–320

22. Khan, S.H., and J. Iqbal. 2016. Recent advances in the role of organic acids in poultry nutrition. *J. Appl. Anim. Res.* 44:359–369
23. Khan, R.U., and S. Naz. 2013. The applications of probiotics in poultry production. *Worlds. Poult. Sci. J.* 69:621–632
24. Kopecký, J., C. Hrn, and J. Weis. 2012. Effect of Organic Acids Supplement on Performance of Broiler Chickens. *Anim. Feed Sci. Technol.* 45:51–54
25. Krismiyanto, L., N. Suthama, and I. Wahyuni. 2013. the effects of feeding inulin de- rived from dahlia tuber powder and extract on the existence of bacteria and growth of caecum in crossbred native chicken starter period. *Ilmu-Ilmu Peternak.* 24:54–60
26. Krismiyanto, L. 2011. Effect of lime juice (*Citrus aurantifolia*) on the rate of digestion and digestibility of crude fiber in male pelung chickens given rice bran based rations.
27. Mabelebele, M., O.J. Alabi, J.W. Ngambi, D. Norris, and M.M. Ginindza. 2014. Comparison of gastrointestinal tracts and pH values of digestive organs of ross 308 broiler and indigenous venda chickens fed the same diet. *Asian J. Anim. Vet. Adv.* 9:71–76
28. Matituputty, P.R., R.R. Noor, P.S. Hardjosworo, and C.H. Wijaya. 2011. Performance, carcass percentages and heterosis values, Alabio and Cihateup line and crossbreeding on eight week old. *J. Ilmu Ternak dan Vet.* 16:90–97
29. Muaz, K., M. Riaz, S. Akhtar, S. Park, and A. Ismail. 2018. Antibiotic residues in chicken meat: Global prevalence, threats, and decontamination strategies: A review. *J. Food Prot.* 81:619–627
30. Ndelekwute, E.K., E.D. Assam, and E.M. Assam. 2018. Apparent nutrient digestibility, gut pH and digesta viscosity of broiler chickens fed acidified water. *MOJ Anat. Physiol.* 5:250–253
31. Natsir, M.H. 2004. the influence of using several encapsulant of lactic acid as acidifier on protein digestibility and metabolizable energy in broilers. *J. Ternak Trop.* 6:13–17
32. Nourmohammadi, R., S.M. Hosseini, H. Farhangfar, and M. Bashtani. 2012. Effect of citric acid and microbial phytase enzyme on ileal digestibility of some nutrients in broiler chicks fed corn-soybean meal diets. *Ital. J. Anim. Sci.* 11:36–40
33. Perween, S., K. Kumar, Chandramoni, S. Kumar, P.K. Singh, M. Kumar, and A. Dey. 2016. Effect of feeding different dietary levels of energy and protein on growth performance and immune status of Vanaraja chicken in the tropic. *Vet. World.* 9:893–899
34. Puspasari, D.R., M. Mulyono, and I. Mangisah. 2014. The Effect of Levels Protein and Acetic Acid on Feed Formula to Potential Hydrogen (pH) Intestine Small, Digest Rate and Final Body Weight of Broiler. *Anim. Agric. J.* 3:409–416
35. Ramana, J. V, R.V. Reddy, D.S. Rao, S. Shakila, and J. Suresh. 2017. Effect of organic acid supplementation on performance of poultry. *J. Anim. Feed Sci. Technol.* 5:15–23
36. Radhiyani, U.A. 2014. The Effect of Acetic Acid Addition to Ration with Different Protein Level to Calcium Retention and Meat Protein Mass in Broilers. *Agromedia.* 35:21–27
37. Rodrigues, I., and M. Choct. 2018. The foregut and its manipulation via feeding practices in the chicken. *Poult. Sci.* 97:3188–3206
38. Saputra, W., L. Mahfudz, and N. Suthama. 2013. Growth Performance of Broiler Chickens Given Single Step Down Diet with Inclusion of Citric Acid as Acidifier. *Anim. Agric. J.* 2:61–72
39. Setiawan, I., and E. Sujana. 2010. influence of different yield age of broilers on final weight, carcass percentage and abdominal fat content. In: *Seminar Nasional Fakultas Peternakan Unpad “Pengembangan Sistem Produksi dan Pemanfaatan Sumberdaya Lokal untuk Kemandirian Pangan Asal Ternak.”* . pp. 563–567
40. Sabour, S., S.A. Tabeidian, and G. Sadeghi. 2019. Dietary organic acid and fiber sources affect performance, intestinal morphology, immune responses and gut microflora in broilers. *Anim. Nutr.* 5:156–162
41. Samanta, S., S. Haldar, and T.K. Ghosh. 2010. Comparative Efficacy of an Organic Acid Blend and Bacitracin Methylene Disalicylate as Growth Promoters in Broiler Chickens: Effects on Performance, Gut Histology, and Small Intestinal Milieu. *Vet. Med. Int.* 2010:1–8
42. Sibrani, J., V. Yunianto, and L. Mahfudz. 2014. percentage of carcass and Non-carcass and abdominal fat of broiler chickens were

- given acidifier citric acid in feed double step down. *Anim. Agric. J.* 3:273–280
43. Sutrisno, V., Yuniyanto, and N. Suthama. 2013. Protein Digestibility and Growth Broiler of The Given Single Step Down Diet Addition Acidifier Citric Acid. *Anim. Agric. J.* 2:48–60
44. Steel, R.G.D., and J.H. Torrie. 1980. Principles and procedures of statistics. New York: McGraw-Hill
45. Tadesse, T., and T. Tadesse. 2017. Public Health Impacts of Antibiotic Residues in Foods of Animal Origin: A Review. 7:6–11
46. Wahyu, J. 2004. Ilmu Nutrisi Unggas. Yogyakarta: Gadjah Mada University Press
47. Tillman, A., H. Hartadi, S. Reksohadiprodjo, S. Prawirokusumo, and L. S. 2005. Ilmu Makanan Ternak Dasar. Yogyakarta: Gadjah Mada University Press
48. Zhang, Y.J., S. Li, R.Y. Gan, T. Zhou, D.P. Xu, and H. Bin Li. 2015. Impacts of gut bacteria on human health and diseases. *Int. J. Mol. Sci.* 16:7493–7519.