

Effect of distance tip gap on screw electrode of ozone generator: simulation and experimental study

by Zainuddin Nawawi

Submission date: 30-May-2023 12:58PM (UTC+0700)

Submission ID: 2105043448

File name: 23289-64545-1-PB_1_Telkomnika.pdf (589.28K)

Word count: 3109

Character count: 16980

Effect of distance tip gap on screw electrode of ozone generator: simulation and experimental study

Djulil Amri^{1,2}, Syarifa Fitria^{1,2,3}, Muhammad Irfan Jambak², Rizda Fitria Kurnia^{1,2},
Dwirina Yuniarti^{1,2}, Zainuddin Nawawi^{1,2}

¹High Voltage Engineering and Electrical Measurement Laboratory, Department of Electrical Engineering, Faculty of Engineering, University of Sriwijaya, Palembang, Indonesia

²Department of Electrical Engineering, Faculty of Engineering, University of Sriwijaya, Palembang, Indonesia

³Department of Environmental Science, Graduate Program, University of Sriwijaya, Palembang, Indonesia

Article Info

Article history:

Received Feb 11, 2022

Revised Jul 09, 2022

Accepted Jul 24, 2022

Keywords:

Current density
Electric field
Heat flux
Ozone generator
Screw electrode

ABSTRACT

Ozone generation using screw-type electrodes with different distance peak to peak was studied, with the view to comparing the effectiveness of the two technologies in improving for high ozone concentration. Current density, heat flux, and distribution electric potential were performed by using simulation software Ansys. These simulations indicate that the screw-type electrode with a distance of 2 mm generates the higher current density, the result is the same as the initial assumption that the screw distance 2 mm will be better than distance 1.5 mm because it has lower heat flux. Experimental work confirms that a screw model with a distance of 2 mm also has high ozone concentration than a distance 1.5 mm screw model due to current density making electric field strength also higher to produce high ozone concentration, as was also noted by previous authors.

This is an open access article under the [CC BY-SA](#) license.



Corresponding Author:

Syarifa Fitria

High Voltage Engineering and Electrical Measurement Laboratory

Department of Electrical Engineering, Faculty of Engineering, University of Sriwijaya

Inderalaya 30662, Palembang, South Sumatera, Indonesia

Email: syarifafitria@ft.unsri.ac.id

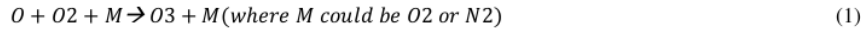
1. INTRODUCTION

Ozone is strong oxidizing agent that is widely used in variety of applications including food sterilization, air purifier, water treatment, disinfection [1]-[6]. Ozone is produced by applying high-voltage to dielectric barrier discharge reactor. Dielectric barrier discharge is one of the electrical discharges types that use a barrier on 1 electrode or both sides of the electrodes. In dielectric barrier discharge, a dielectric layer composed of glass soda lime, quartz, ceramic, or polymer materials is placed between the electrodes [7]-[10]. Ultraviolet radiation, ozone, and hydroxyl radicals can be generated by dielectric barrier discharge [11], [12]. Ozone generation is one of the most popular dielectric barrier discharge study topics [13]-[18]. Experimental studies of ozone generation are influenced by electrode materials, dielectric materials, input gas, flow rate input gas, pressure, power supply, gap spacing [19]-[23] have been widely studied to obtain high ozone concentration. Many research had already been studied to get high ozone concentrations.

Cylindrical dielectric barrier discharge is one of the dielectric barrier discharge types that use cylinder glass and electrodes. These types are widely used due to being considered efficient in producing ozone concentration [24]-[26]. In this study, an ozone generator using cylindrical dielectric barrier discharge with different distance peaks to the peak has been developed. This paper discusses the comparison of different distances in electrodes by using simulation and experimental to get optimum high ozone concentration.

2. METHOD

Ozone is formed primarily through three-body collisions in which an oxygen atom and an oxygen molecule collide with the third particle. Since three-body collisions are rare at low pressures, this type of reaction is obviously more efficient for electrical discharges at atmospheric pressure [13].



The most important reactions that lead to ozone decomposition are:



In this study, simulation using Ansys software program 18.2. The geometry used in this simulation represents a solid model of the screw. The various the screw use pitch distance variations including 0.5 mm, 1.0 mm, 1.5 mm, 2.0 mm Figure 1. Meshing or discretization in finite element analysis (FEA) is the process of converting a continuous solid domain into a discrete computational domain thus electrical equations can be solved using numerical methods, in this case using the finite element method Figure 2 or FEA.



Figure 1. Model geometry screw



Figure 2. Nodes model mesh visualization screw

The electric potential difference input is used to determine the magnitude of the potential difference in this case. In this simulation, the potential difference is varied with values of 5 kV, 6 kV, and 7 kV. The experimental setup is shown in Figure 3. The ozone generator was made by using cylinder glass and electrodes that applied alternating current (AC) high voltage. The electrode materials used are stainless steel and cylinder glass used is pyrex glass with 1 mm diameter. Oxygen is used as input gas in the reactor. Ozone concentration was produced using ozone analyzer bmt 964-bt.

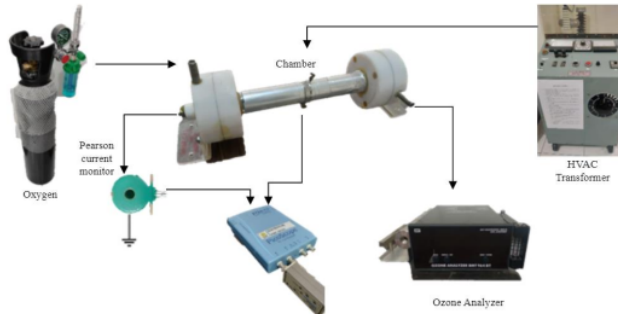


Figure 3. Experimental setup

3. RESULTS AND DISCUSSION

The simulation was carried out using the screw model with a pitch distance variation of 0.5 mm, 1.0 mm, 1.5 mm, and 2.0 mm. Simulation are carried out to determine the pattern of electric potential distribution, distribution of heat flux and current density. Based on Figure 4, Figure 5, and Figure 6 show the distribution of electric potential, heat flux, and current density. Input voltage from 5 kV, 6 kV, and 7 kV makes screw model with a distance of 2 mm have higher heat flux and current density than distance 1.5 mm. Heat flux in screw model with distance 1.5 mm is 0.55% higher than 2 mm distance peak to peak on 7 kV. Increasing heat flux in the screw model with a distance of 2 mm is 35.87% from 6 kV to 7 kV. Based on Figure 6, the current density of is screw model is 92% higher than the coil model of 2 mm distance peak to peak on 7 kV. Increasing current density in the screw model and coil model is 14.4% and 14.2% from 6 kV to 7 kV of 2 mm distance peak to peak.




Figure 4. Electric potential distribution on the screw model




Figure 5. Distribution of heat flux on the screw model




Figure 6. Distribution of current density on the screw model

Based on Figure 7 that the heat flux produced is also greater for the screw model since the greater the electric current, the greater the heat flux produced. This will affect the heating process of the system (the greater the heat flux, the greater the heat generated). However, based on Figure 8 that the screw model with distance tip 0.5 mm has a higher current density than distance tip 1 mm, 1.5 mm, 2 mm since the cross-sectional area of the electric current is larger, thus the resistance is getting smaller. With the same potential difference, the resulting current will also be greater.

The effect of tip distance on current density in the screw model is that the more rapid the tip distance, the greater the current density. This is due to the shorter current mileage. While in the screw model, the tip distance does not really affect the current density. The greater the current density, the greater the heat flux. Meanwhile, the effect of voltage on current density and heat flux is linear, aimed at screw models for any tip distance.

The current density that occurs in 0.5 mm tip distance is higher than 1 mm, 1.5 mm, 2 mm tip distance. Current density affects the temperature rise. When the temperature increases the atomic bonding increases as a result the flow of electrons is inhibited. Thus, an increase in temperature causes an increase in the resistance of the conductor. The current density is inversely proportional to the cross-section of the conductor, the larger the cross-section of the conductor the smaller the current density.

Increasing heat flux affects the increasing temperature in the ozone generator. Increasing temperature makes ozone concentration decrease due to heat makes oxygen difficult for ionization, dissociation, and recombination of ozone formation. This research accordance with Seyfi *et al.* [27], that ozone production efficiency when temperature decreased. Another study also confirm that sharp edge has increase ozone generation [28].

This study uses experimental to get ozone concentration. Based on Figure 9 that shown screw model with a 2 mm tip distance is higher ozone concentration than the screw model with a 1.5 mm tip distance. These results confirm that the screw model with 2 mm tip distance than the other (0.5 mm, 1.5 mm, and 1 mm).

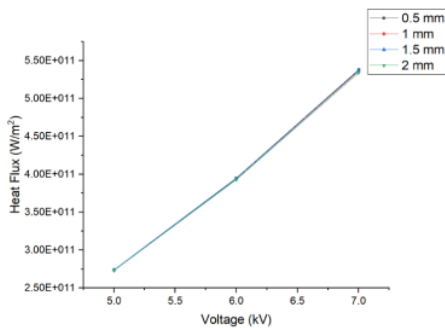


Figure 7. Effects heat flux and voltage on the screw model

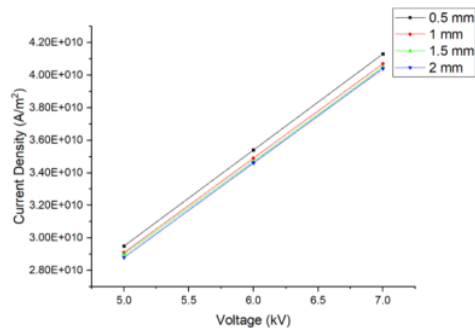


Figure 8. Effects current density and voltage on the screw model

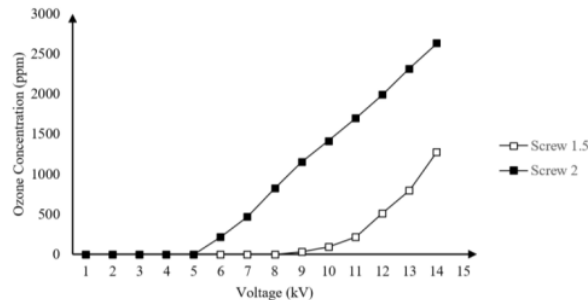


Figure 9. Effects ozone concentration and voltage on the screw model

4. CONCLUSION

The difference tip distance affects the results of the ozone concentration due to the influence of current density which produces high temperatures. The further tip distance makes higher ozone concentration than rapid tip distance. Rapid tip distance makes temperature increase and ozone concentration decrease due to heat making oxygen difficult for ionization, dissociation, and recombination of ozone formation. Efficiency tip distance in ozone generation use a measure of distance that is not rapid to reduce heat and ozone decomposition





REFERENCES

- [1] N. Tzortzakakis and A. Chrysargyris, "Postharvest ozone application for the preservation of fruits and vegetables," *Food Reviews International*, vol. 33, no. 3, pp. 270–315, 2017, doi: 10.1080/87559129.2016.1175015.
- [2] A. A. Isikber and C. G. Athanassiou, "The use of ozone gas for the control of insects and micro-organisms in stored products," *Journal of Stored Products Research*, vol. 64, pp. 139–145, 2015, doi: 10.1016/j.jspr.2014.06.006.
- [3] N. H. Nghi, L. C. Cuong, T. V. Dieu, T. Ngu, and D. T. Y. Oanh, "Ozonation process and water disinfection," *Vietnam Journal of Chemistry*, vol. 56, no. 6, pp. 717–720, 2018, doi: 10.1002/VJCH.201800076.
- [4] W. J. Rogers, "The effects of sterilization on medical materials and welded devices," *Joining and Assembly of Medical Materials and Devices*, Woodhead Publishing Limited, 2013, doi: 10.1533/9780857096425.1.79.
- [5] E. K. Morali, N. Uzal, and U. Yetis, "Ozonation pre and post-treatment of denim textile mill effluents: Effect of cleaner

- production measures," *Journal of Cleaner Production*, vol. 137, pp. 1–9, 2016, doi: 10.1016/j.jclepro.2016.07.059.
- [6] S. Fitria *et al.*, "Efficacy of Dissolved Ozone against *S taphylococcus aureus* and *B acillus cereus* Microorganism," *Journal of Ecological Engineering*, vol. 20, no. 11, pp. 76–81, 2019, [Online] Available: <http://www.jeeng.net/Efficacy-of-Dissolved-Ozone-against-Staphylococcus-aureus-and-Bacillus-cereus-Microorganism.113037.0.2.html>
- [7] M. Facta, Z. B. Salam, and Z. B. Buntat, "The development of ozone generation with low power consumption," *2009 Innovative Technologies in Intelligent Systems and Industrial Applications*, 2009, pp. 440–445, doi: 10.1109/CITISIA.2009.5224168.
- [8] M. R. Cleland and R. A. Galloway, "Ozone Generation in Air during Electron Beam Processing," *Physics Procedia*, vol. 66, pp. 586–594, 2015, doi: 10.1016/j.phpro.2015.05.078.
- [9] M. H. Kim *et al.*, "Efficient generation of ozone in arrays of microchannel plasmas," *Journal of Physics D: Applied Physics*, vol. 46, no. 30, 2013, doi: 10.1088/0022-3727/46/30/305201.
- [10] H. Conrads and M. Schmidt, "Plasma generation and plasma sources," *Plasma Sources Science and Technology*, vol. 9, no. 4, 2000, doi: 10.1088/0963-0252/9/4/301.
- [11] B. Pashaie, S. K. Dhali, and F. I. Honea, "Electrical characteristics of a coaxial dielectric barrier discharge," *Journal of Physics D: Applied Physics*, vol. 27, no. 10, 1994, [Online]. Available: <http://dx.doi.org/10.1088/0022-3727/27/10/018>
- [12] J. Xue, L. Chen, and H. Wang, "Degradation mechanism of Alizarin Red in hybrid gas-liquid phase dielectric barrier discharge plasmas: Experimental and theoretical examination," *Chemical Engineering Journal*, vol. 138, no. 1–3, pp. 120–127, 2008, doi: 10.1016/j.cej.2007.05.055.
- [13] T. Homola, B. Pongráč, M. Zemánek, and M. Šimek, "Efficiency of Ozone Production in Coplanar Dielectric Barrier Discharge," *Plasma Chemistry and Plasma Processing*, vol. 39, pp. 1227–1242, 2019, doi: 10.1007/s11090-019-09993-6.
- [14] L. Wei, Q. Deng, and Y. Zhang, "Ozone generation enhanced by silica catalyst in oxygen-fed dielectric barrier discharge," *Vacuum*, vol. 173, 2020, doi: 10.1016/j.vacuum.2019.109145.
- [15] S. Pekárek, J. Mikeš, M. Červenka, and O. Hanuš, "Air Supply Mode Effects on Ozone Production of Surface Dielectric Barrier Discharge in a Cylindrical Configuration," *Plasma Chemistry and Plasma Processing*, vol. 41, pp. 779–792, 2021, doi: 10.1007/s11090-021-10154-x.
- [16] P. Zylka, "Evaluation of ozone generation in volume spiral-tubular dielectric barrier discharge source," *Energies*, vol. 13, no. 5, 2020, doi: 10.3390/en13051199.
- [17] A. Yehia, "Optimum operating conditions for the ozone generation in the dielectric barrier discharges," *International Journal of Plasma Environmental Science and Technology (IJPEST)*, vol. 15, no. 3, 2021, doi: 10.34343/ijpest.2021.15.e03007.
- [18] F. Murdiya, I. Saputra, A. Ernawan, A. Hamzah, Firdaus, and Ramdani, "The characteristics of dielectric barrier discharge with different magnetic field intensity in narrow gap and ozone production," *Journal of Physics: Conference Series*, 2021, vol. 2049, doi: 10.1088/1742-6596/2049/1/012010.
- [19] S. Kaneda, N. Hayashi, S. Ihara, S. Satoh, and C. Yamabe, "Application of dielectric material to double-discharge-type ozonizer," *Vacuum*, vol. 73, no. 3–4, pp. 567–571, 2004, doi: 10.1016/j.vacuum.2003.12.088.
- [20] J. S. Jung and J. D. Moon, "Corona discharge and ozone generation characteristics of a wire-plate discharge system with a glass-fiber layer," *Journal of Electrostatics*, vol. 66, no. 5–6, pp. 335–341, 2008, doi: 10.1016/j.elstat.2008.02.003.
- [21] M. Azam *et al.*, "DDBD ozone plasma reactor generation: the proper dose for medical applications," *Journal of Physics: Conference Series*, 2019, vol. 1217, doi: 10.1088/1742-6596/1217/1/012026.
- [22] X. Xu, "Dielectric barrier discharge - Properties and applications," *Thin Solid Films*, vol. 390, no. 1–2, pp. 237–242, 2001, doi: 10.1016/S0040-6090(01)00956-7.
- [23] Z. Fang, Y. Qiu, Y. Sun, H. Wang, and K. Edmund, "Experimental study on discharge characteristics and ozone generation of dielectric barrier discharge in a cylinder-cylinder reactor and a wire-cylinder reactor," *Journal of Electrostatics*, vol. 66, no. 7–8, pp. 421–426, 2008, doi: 10.1016/j.elstat.2008.04.007.
- [24] S. Jodpimai, S. Boonduang, and P. Limsuwan, "Dielectric barrier discharge ozone generator using aluminum granules electrodes," *Journal of Electrostatics*, vol. 74, pp. 108–114, 2015, doi: 10.1016/j.elstat.2014.12.003.
- [25] M. Nur, M. Restiwijaya, Z. Muchlisin, I. A. Susan, F. Arianto, and S. A. Widyanto, "Power consumption analysis DBD plasma ozone generator," *Journal of Physics: Conference Series*, 2016, vol. 776, doi: 10.1088/1742-6596/776/1/012101.
- [26] S. Boonduang, S. Limsuwan, W. Kongsri, and P. Limsuwan, "Effect of Oxygen Pressure and Flow Rate on Electrical Characteristic and Ozone Concentration of a Cylinder- Cylinder DBD Ozone Generator," *Procedia Engineering*, vol. 32, pp. 936–942, 2012, doi: 10.1016/j.proeng.2012.02.035.
- [27] P. Seyfi, M. R. Golghand, S. Ghasemi, and H. Ghomi, "The effect of mixed electric field on characteristic of ozone generation in a DBD plasma source," *Journal of Theoretical and Applied Physics*, vol. 14, pp. 195–202, 2020, doi: 10.1007/s40094-020-00385-2.
- [28] S. Fitria *et al.*, "Ozone Generation of Electric Field Induction at Sharp Edges Electrodes: Simulation and Experimental Study," *Journal of Engineering Science and Technology Review*, vol. 14, no. 1, pp. 56–60, 2021, doi: 10.25103/jestr.141.05.




BIOGRAPHIES OF AUTHORS






Djulil Amri     received the B.S. degree in Electrical Engineering from the University of Sriwijaya, Palembang Indonesia, in 1996, and Master in Energy Engineering from the University of Sriwijaya (Unsri), Indonesia in 2008. He is currently as Lecturer in Electrical Department at University of Sriwijaya. His research interested are 1) high voltage Phenomenon and Materials Insulation, and 2). Plasma and system ozone generator. He can be contacted at email: djulilamri@gmail.com.

Effect of distance tip gap on screw electrode of ozone generator: simulation and ... (Djulil Amri)






Syarifa Fitria    received the B.S. degree in electrical engineering from the University of Sriwijaya of Indonesia, Palembang in 2010 and Doctoral degree in environmental science from the University of Sriwijaya, Palembang in 2020. She is currently lecturer in electrical engineering of University of Sriwijaya. Her research interests include ozone production, high voltage, plasma discharge and environmental health. She can be contacted at email: syarifafitria@ft.unsri.ac.id.






Muhammad Irfan Jambak    received the B.S. degree in electrical engineering from University of Sriwijaya, Indonesia in 1996, Master degree in electrical engineering from the Universiti Teknologi Malaysia in 2022 and Ph. D in Electrical Engineering from the Universiti Teknologi Malaysia (UTM), Malaysia in 2010. He is currently lecturer in Electrical Department of University of Sriwijaya. His research interests i.e. 1) High voltage phenomenon and materials insulation, and 2) High voltage and protection systems. He can be contacted at email: irfanjambak@unsri.ac.id.






Rizda Fitri Kurnia    received the B.S. degree in electrical engineering from the University of Sriwijaya of Indonesia, Palembang in 2008 and Master degree in Electrical Engineering from the Universiti Teknologi Malaysia (UTM), Johor Bahru in 2010. She is currently lecturer in Electrical Engineering of University of Sriwijaya. Her research interests include high voltage engineering, partial discharge and nanodielectrics. She can be contacted at email: rizdafitrikurnia@gmail.com.



Dwirina Yuniarti    received the B.S. degree in electrical engineering from the University of Sriwijaya of Indonesia, Palembang in 1987 and Master degree in Environmental Engineering from the Institut Teknologi Bandung (ITB), Bandung in 1997. She is currently senior lecturer in Electrical Engineering of University of Sriwijaya. Her research interests i.e. 1) high voltage phenomenon and materials insulation, and 2) elektromagnetik field effect on the environmental. She can be contacted at email: dwirina@unsri.ac.id.



Zainuddin Nawawi    received the B.S. degree in electrical engineering from University of Sriwijaya, Indonesia in 1984 and Ph. D in Electrical Engineering from the Universiti Teknologi Malaysia (UTM), Malaysia in 2011. He is currently Professor in Electrical Department of University of Sriwijaya. His research interests i.e. 1) High voltage phenomenon and materials insulation, and 2) High voltage and protection systems. He can be contacted at email: nawawi_z@yahoo.com.

Effect of distance tip gap on screw electrode of ozone generator: simulation and experimental study

ORIGINALITY REPORT

16%

SIMILARITY INDEX

13%

INTERNET SOURCES

8%

PUBLICATIONS

6%

STUDENT PAPERS

PRIMARY SOURCES

1	link.springer.com Internet Source	2%
2	archive.org Internet Source	2%
3	Dewi Puspitasari, Pramadhony, Ellyanie, Marwani. "The effects of flow straightener inclination on distribution of flue gas flow", AIP Publishing, 2018 Publication	1%
4	Submitted to Higher Education Commission Pakistan Student Paper	1%
5	Submitted to Ho Chi Minh City Open University Student Paper	1%
6	eprints.utm.my Internet Source	1%
7	Muhammad Firdaus, Anis Saggaff, Mahmood Md Tahir, Reza Aghlara et al. "Influence of	1%

seat angles on the behaviour of cold-formed steel concrete composite joints", Journal of Constructional Steel Research, 2020

Publication

8

Submitted to University of Sheffield

Student Paper

1 %

9

kar.kent.ac.uk

Internet Source

1 %

10

worldwidescience.org

Internet Source

1 %

11

www.scribd.com

Internet Source

1 %

12

Dingkun Yuan, Zhihua Wang, Yong He, Songru Xie, Fawei Lin, Yanqun Zhu, Kefa Cen. "Ozone production with dielectric barrier discharge from air: the influence of pulse polarity", Ozone: Science & Engineering, 2018

Publication

1 %

13

M.A. B Sidik, A.W. Arum, Z. Nawawi, M.I. Jambak, R.F. Kurnia, S. Fitria, Z. Buntat. "Variation of Pattern and Cavity Diameter of Aluminium Perforated with Single Glass Dielectric Barrier for Ozone Generation", 2018 International Conference on Electrical Engineering and Computer Science (ICECOS), 2018

Publication

1 %

14	dr.ntu.edu.sg Internet Source	1 %
15	www.researchgate.net Internet Source	1 %
16	Wang, Tiecheng, Guangzhou Qu, Jingyu Ren, Qihong Sun, Dongli Liang, and Shibin Hu. "Organic acids enhanced decoloration of azo dye in gas phase surface discharge plasma system", Journal of Hazardous Materials, 2016. Publication	<1 %
17	docplayer.se Internet Source	<1 %
18	hdl.handle.net Internet Source	<1 %
19	www.mdpi.com Internet Source	<1 %
20	www.slideshare.net Internet Source	<1 %

Exclude quotes Off

Exclude matches Off

Exclude bibliography On