

# Influence of Membership Function and Degree on Sorghum Growth Prediction Models in Machine Learning

*by - -*

---

**Submission date:** 30-Nov-2023 06:34AM (UTC-0800)

**Submission ID:** 2243071032

**File name:** Paper\_IJACSA\_Vol\_14\_No\_12\_Abdul\_Rahman.pdf (686.4K)

**Word count:** 7263

**Character count:** 37636

# Influence of Membership Function and Degree on Sorghum Growth Prediction Models in Machine Learning

Abdul Rahman<sup>1</sup>, Ermatita<sup>2\*</sup>, Dedik Budianta<sup>3</sup>, Abdiansah<sup>4</sup>

Doctoral Programm in Engineering Science, Universitas Sriwijaya, Palembang, Indonesia<sup>1</sup>

Faculty of Computer Science, Universitas Sriwijaya, Palembang, Indonesia<sup>2,4</sup>

Faculty of Agricultural, Universitas Sriwijaya, Palembang, Indonesia<sup>3</sup>

Faculty of Computer Science and Engineering, Universitas Multi Data, Palembang, Indonesia<sup>1</sup>

**Abstract**—The rapid advancements in the fields of science and technology have brought about significant changes in the domain of modeling plant growth. The primary attribution for this transformation lies in utilizing Machine Learning (ML) techniques. This study centers its attention on sorghum, a crop of paramount importance in agriculture with significant economic implications. The research delves into the impact of Membership Functions and Degrees on creating a predictive model for sorghum growth by employing ML methodologies. A comprehensive comparison of various membership functions, including Gaussian, triangular, bell, and trapezoidal functions, in conjunction with various membership degrees, has been conducted. The dataset employed encompasses data related to sorghum growth obtained from field experiments. The primary objective is to assess the effectiveness of membership functions and degrees in accurately forecasting sorghum growth parameters, encompassing height, biomass, and seed weight. This assessment employs metrics such as MAPE (Mean Absolute Percentage Error), MAE (Mean Absolute Error), and RMSE (Root Mean Square Error) to evaluate the predictive performance of the MANFIS model when utilizing four distinct types of membership functions and degrees. The results highlight the substantial influence of input data from organic fertilizer treatments on selecting membership function types and degrees for the three sorghum growth parameters.

**Keywords**—component; Prediction; Machine Learning; Multiple ANFIS; Membership Function; Sorghum

## I. INTRODUCTION

Rice is the staple food of the Indonesian population; rice production in Indonesia in the last four years (2018-2021) has continued to decline, from 59.2 million tons in 2018 to 55.3 million tons in 2021, as well as the harvested area which in 2018 reached 11.4 million ha to 10.5 million ha in 2021[1]. Therefore, alternative food is needed to replace rice to ensure food security in Indonesia. Sorghum is an alternative crop suitable for planting in less fertile areas, such as tidal land. Suboptimal tidal swamp land has low fertility, an acidic pH, and low nutrients[2]. Sorghum plants can also be used for food diversification other than rice to maintain food security in Indonesia. Sorghum is more drought tolerant than similar crops such as corn and wheat[3]. Sorghum is suitable for cultivation in Indonesia

because of its drought tolerance and adaptability to tropical areas[4].

The main problems of plant growth in tidal land are the level of water saturation and anaerobic conditions in the rhizosphere, pyrite or sulfide materials found in the soil, toxicity of Al, Fe, and Mn; highly acidic soil reaction, and low content of N, P, K, Ca, and Mg[5][6][7][8]. Enhancing soil fertility in tidal land areas can be achieved through the application of fertilizers[9]. In such regions, leveraging local resources for sustainable agricultural practices is essential. One viable option is the utilization of organic fertilizers, such as chicken manure, cow manure, and vermicompost[10]. These locally available resources provide essential nutrients to the soil and promote soil health and microbial activity. By adopting a strategy that combines the application of these organic fertilizers with tidal land management practices, farmers can effectively improve soil fertility while minimizing the environmental impact, contributing to both agricultural productivity and environmental sustainability[11].

Many further research studies within the sorghum domain utilize machine learning techniques. These encompass efforts to predict sorghum biomass[12], detect and measure sorghum head counts[13], and make estimations of sorghum crop yields through machine learning algorithms[14][15]. In combination, these investigations underscore the versatility and potential of machine learning in advancing different aspects of sorghum farming and administration, ultimately promoting more effective and sustainable agricultural practices.

Recent research on crop yield prediction utilizing machine learning techniques has emphasized the incorporation of several key input parameters. Rainfall has been identified as a significant factor in crop yield prediction, with multiple studies exploring its impact[16][17][18][19]. Temperature, humidity, and climate have also emerged as primary concerns, with some studies employing multiple linear regression to analyze weather forecasts by considering these parameters [16][20][18][19][21]. Moreover, soil pH and irrigation, as determinants of soil quality and optimal irrigation, are integral components of crop yield prediction models [19][22][21]. Wind speed, an external factor affecting plant growth, is considered in several research

endeavors[20][21]. Additionally, the location of crops is recognized as a crucial parameter in crop yield prediction, with crop location data serving as a variable in predictive analyses[18][23]. These recent studies combine machine learning technology with a deep understanding of these diverse factors to enhance the accuracy of crop yield predictions. In this research, we introduce novelty by utilizing input parameters that include doses of organic fertilizers (chicken manure, cow manure, and vermicompost) and dolomite. Interestingly, these parameters have not been explored in previous studies related to predicting plant growth using machine learning technology.

Research conducted on predicting sorghum crop yields involves the use of various techniques, including the development of machine learning-based models. Several approaches have been employed, such as using TensorFlow with Convolutional Neural Networks (CNN) and Linear Regression to detect and estimate the weight of sorghum heads in images[24]. Additionally, a neuro-fuzzy model has been developed to predict the production rate of colorant extract from sorghum bicolor[25]. There has also been the development of image segmentation algorithms using deep learning CNN to detect and count sorghum heads[26]. Furthermore, frameworks and models have been created to detect leafhopper infestations in sorghum plants using deep learning technology and the YOLOv5m model[27]. Moreover, a performance evaluation of three deep learning methods, namely EfficientDet, SSD, and YOLOv4, has been conducted for the detection of sorghum heads in UAV RGB image[28].

In this research, a machine learning prediction model was developed using the Multiple Adaptive Fuzzy Inference System (MANFIS) model. ANFIS harnesses the strengths of neural networks and fuzzy logic, collectively enhancing its predictive capabilities[29]. This fusion of Neural Network and Fuzzy Logic equips ANFIS with a robust framework for precise predictions. Additionally, ANFIS possesses the unique capability to integrate both numerical and linguistic knowledge, making it adaptable and valuable across a broad spectrum of domains[30]. Its capacity to handle diverse types of information is a substantial asset, enabling it to efficiently address a multitude of real-world situations. However, integrating ANFIS models into soil remediation offers a promising avenue for restoring contaminated land to a fertile state, enabling sustainable agricultural practices. Many have widely implemented the ANFIS for prediction, classification, and clustering[31][32][33]. In this prediction model, nine ANFIS models are employed to predict three output parameters (height, biomass, and seed weight per panicle) of sorghum plants using three datasets with different treatments of organic fertilizer.

In the selection of membership functions and degrees of membership in the ANFIS model, research has highlighted the importance of choosing appropriate membership functions. Studies have explored various forms of membership functions, such as triangular, trapezoidal, shape-bell, and Gaussian, as well as the selection of the correct number of membership functions[34]. The choice of appropriate membership functions can have a significant impact on the performance of the ANFIS model[35]. Experiments are often employed to determine the optimal membership functions, allowing precise adjustments to the system's performance[36]. Over time, research continues to

develop best practices in the selection of membership functions and degrees of membership to enhance the performance of ANFIS-based systems. Therefore, in this study, to optimize the accuracy of prediction results using the MANFIS model, the selection of membership function types and degrees of membership is conducted on nine ANFIS models. Four membership functions and four combinations of degrees of membership will be evaluated for each input and output parameter of the MANFIS model designed to obtain the best prediction results for sorghum plant growth.

This research advances the field of plant growth prediction through machine learning by introducing new input factors, such as organic fertilizer dosage and dolomite, which previous studies have not explored. Additionally, it emphasizes the importance of carefully choosing appropriate membership functions for the ANFIS model and conducting experiments to improve its performance. These efforts contribute to developing best practices in this domain, ultimately enhancing the accuracy and effectiveness of predicting crop yields.

## II. RELATED WORKS

The choice of membership function significantly influences the prediction model's accuracy when using ANFIS. One study compared eight different ANFIS membership functions to optimize ERP satisfaction values, ultimately revealing that the triangular membership function yielded the best prediction results[37]. In order to guarantee reliable and accurate predictions, the research prioritized two crucial factors: the number of inputs within the training dataset and the selection of the membership function within the ANFIS model. This optimization procedure included comparing outcomes with techniques like Particle Swarm Optimization and Genetic Algorithms[36]. Furthermore, researchers conducted performance evaluations to assess how effectively the ANFIS model addressed various classification problems by investigating four popular forms of membership functions: triangular, bell-shaped, trapezoidal, and Gaussian[35]. Another study delved into the impact of different membership function types, specifically triangular, trapezoidal, and Gaussian, on the performance of a fuzzy logic controller[38]. In a different context, researchers employed two approaches to generate Gaussian and triangular fuzzy membership functions using fuzzy c-means for predicting sunspots[39]. These various investigations collectively contribute to our understanding of the significance of membership functions and their impact on ANFIS model performance in different applications. In this research, a comparison was carried out among four types of membership functions and four combinations of membership degree functions across nine ANFIS models employed in a machine learning framework for predicting the growth of sorghum. This comparison aims to determine the most accurate prediction results within the constructed model.

The ANFIS model utilizes the Takagi-Sugeno rule set for its fuzzy inference system. Equations (1) and (2) present a standard rule set for the commonly used first-order Takagi-Sugeno fuzzy model, which includes two fuzzy if-then rules[40].

$$\text{Rule 1: If } (x \text{ is } A_1) \text{ and } (y \text{ is } B_1), \text{ then: } Z_1 = p_1x + q_1y + r_1 \quad (1)$$

$$\text{Rule 2: If } (x \text{ is } A_2) \text{ and } (y \text{ is } B_2), \text{ then: } Z_2 = p_2x + q_2y + r_2 \quad (2)$$

where,  $p_1, p_2, q_1, q_2, r_1,$  and  $r_2$  are linear, and  $A_1, A_2, B_1,$  and  $B_2$  are non-linear parameters.

In figure 1 shows the structure of ANFIS, which consists of 5 layers [41]. The framework of the ANFIS method has 5 (five) layers, namely the fuzzification layer, the rule layer, the normalization layer, the defuzzification layer, and a single neuro result [42][43].

- Layer 1: This layer serves as the fuzzification layer, where each neuron's output corresponds to the degree of membership determined by the input membership function. The fundamental categories of membership functions include four types: triangular, trapezoidal, bell-shaped, and Gaussian [35].

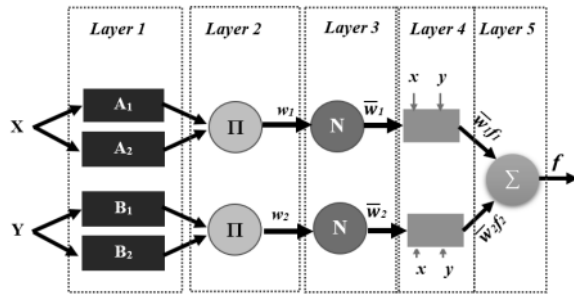


Fig. 1. A schematic of an ANFIS structure

The triangular membership function (Trimf) stands out as the most straightforward among the various membership functions. It requires three parameters to define the three points, as illustrated in equation (3).

$$Trimf(x, a, b, c) = \max\left(\min\left(\frac{x-a}{b-a}, \frac{c-x}{c-b}, 0\right), 0\right) \quad (3)$$

where the value  $a < b < c$  which represents the coordinates of the Trimf on the x-axis.

Equation (4) illustrates how four scalar parameters define the curve of the trapezoidal membership function (Trapmf).

$$Trapmf(x, a, b, c, d) = \max\left(\min\left(\frac{x-a}{b-a}, 1, \frac{d-x}{d-b}, 0\right), 0\right) \quad (4)$$

where the value  $a < b < c < d$  which represents the coordinates of the Trapmf on the x-axis

The general bell-shaped membership function (Gbellmf) features a symmetric shape resembling a bell, as illustrated in equation (5).

$$Gbellmf(x, a, b, c) = \frac{1}{1 + \left[\frac{x-c}{a}\right]^{2b}} \quad (5)$$

Where  $c$  is the center of the curve in the universe of speech,  $a$  determines the width of the bell-shaped curve, and  $b$  is a positive integer.

The Gaussian membership function (Gaussmf) relies on two parameters:  $c$  to locate the center and  $\sigma$  to specify the curve's width, as shown in equation (6).

$$Gaussmf(c, \sigma) = e^{-\frac{1}{2}\left(\frac{x-c}{\sigma}\right)^2} \quad (6)$$

where  $c$  is the center of the cluster and width value  $\sigma$  are used to describe the Gaussmf.

- Layer 2: This layer comprises a constant neuron (represented by the symbol  $\Pi$ ), which computes the product of all input values, as indicated in equation (7).

$$wk = \mu Ak \cdot \mu Bk \quad (7)$$

Typically, practitioners use the AND operator and refer to the result of this computation as the firing strength of a rule. Each neuron corresponds to a specific rule indexed as  $k$ .

- Layer 3: Each neuron in this layer is a constant neuron, represented by the  $N$ . The calculation takes the  $k$  firing strength ( $wk$ ) ratio to the total sum of firing strengths in the second layer, as shown in equation (8).

$$\bar{w}_k = \frac{wk}{w_1 + w_2}, \quad i = 1, 2 \quad (8)$$

The result obtained from this calculation is termed the normalized firing strength.

- Layer 4: This layer consists of neurons that adapt to an output, as shown in equation (9).

$$\bar{w}_k f_k = \bar{w}_k (q_k Z_{t-1} + r_k Z_{t-2} + s_k) \quad (9)$$

where  $\bar{w}_k$  is the normalized firing strength in the third layer and  $q_k, r_k,$  and  $s_k$  are the parameters of the neuron. These parameters are commonly called consequent parameters.

- Layer 5: This layer comprises a solitary neuron (represented by a symbol) that results from summing all outputs from the fourth layer, as depicted in equation (10).

$$\sum \bar{w}_k f_k = \frac{\sum_k w_k f_k}{\sum_k w_k} \quad (10)$$

### III. PROPOSED METHOD

The research methodology aims to predict Sorghum growth using MANFIS (Modified Adaptive Neuro-Fuzzy Inference System) models, emphasizing optimizing the selection of membership functions and membership degrees to achieve the highest accuracy, as depicted in Figure 2. Data collection involved conducting experiments that utilized three types of organic fertilizers: chicken manure, cow manure, and vermicompost, in combination with dolomite lime on tidal soil. The experimental design employed a two-factor factorial design. The data obtained from these experiments served as the MANFIS model's dataset to predict three sorghum growth

parameters: Height, Biomass Weight, and Ear Weight. The dosage of organic fertilizers and dolomite lime forms the basis for these predictions.

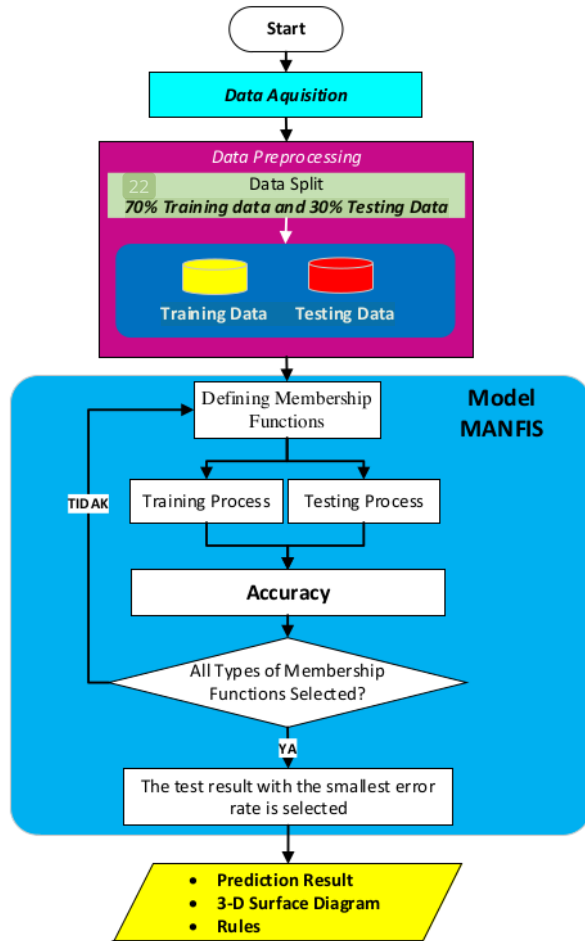


Fig. 2. Research Methodology

The initial phase of our research began with problem identification, focusing on utilizing organic fertilizer comprising chicken manure, cow manure, and vermicompost, which was applied to tidal lands to nurture sorghum plants. Subsequently, we collected data, drawing information from the growth records of sorghum plants cultivated on tidal lands subjected to three different organic fertilizer treatments or doses.

- 1) *Vermicompost Fertilizer*: The treatment parameter for vermicompost fertilizer used four doses, namely: 0, 2.5, 5, and 7.5 tons/ha, combined with two doses of dolomite lime ( $K_0$  and  $K_1$ ) and repeated three times.
- 2) *Chicken Manure*: The treatment parameters of chicken manure used four doses, namely: 0, 5, 6.5, and 8.5 tons/ha, combined with two doses of dolomite lime, and repeated three times.

- 3) *Cow Manure*: The treatment parameter for cow manure used four doses, namely: 0, 5, 10, and 15 tons/ha, combined with two doses of dolomite lime, and repeated three times.

In the subsequent phase, we conducted data training using four different membership functions, namely triangular, trapezoidal, bell-shaped, and gaussian, to achieve the highest level of accuracy. We utilized 70% of the entire dataset in the training phase and executed the training process on nine ANFIS models. Figure 3 illustrates the configuration of the MANFIS model designed for chicken manure fertilizer treatment. This model comprises three ANFIS components, denoted ANFIS-1, ANFIS-2, and ANFIS-3. The input variables for their membership functions are characterized by degrees of membership, specifically (4,2). In particular, the dosage of chicken manure fertilizer has four membership degrees, while dolomite lime has two membership degrees.

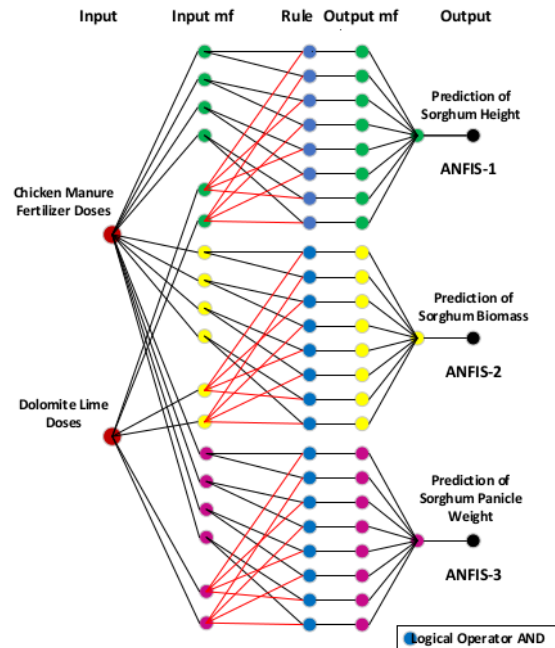


Fig. 3. Model Structure for Chicken Manure Treatment

In this process, the training data, randomly selected from a dataset, is employed to train individual ANFIS models using different types and degrees of membership functions. There are four distinct types of membership functions and four combinations of membership function degrees applied during this training phase. The ANFIS model training utilizes these combinations of membership function types and degrees, including Triangular, Trapezoidal, Generalized bell-shaped, and Gaussian functions, along with four degrees of membership functions: {3,2}, {3,3}, {2,2}, and {4,2}.

Using these diverse combinations of membership function types and degrees, we assess the accuracy of the prediction outcomes for each ANFIS model using three accuracy measurement indicators: Mean Absolute Percentage Error (MAPE), Mean Absolute Error (MAE), and Root Mean Square

Error (RMSE). We derive the formulas for calculating the accuracy of prediction results from equations (11), (12), and (13) as detailed in reference [44].

$$MAPE = \frac{1}{n} \sum_{i=1}^n \left[ \frac{A_t - P_t}{A_t} \right] \times 100\% \quad (11)$$

$$MAE = \frac{1}{n} \sum_{i=1}^n [P_t - A_t] \quad (12)$$

$$RMSE = \sqrt{\frac{1}{n} \sum_{i=1}^n (A_t - P_t)^2} \quad (13)$$

Where  $A_t$  represents the target value,  $P_t$  refers to the prediction value (the model's output), and  $n$  is the number of data points.

#### IV. RESULT AND ANALYSIS

The results of the ANFIS model's accuracy evaluation, including three prediction accuracy metrics (MAPE, MAE, and RMSE), along with the utilization of four types of membership functions and four degrees of membership functions for each treatment related to the application of organic fertilizer and dolomite lime, have been recorded in Tables 1, 2, and 3. These results specifically relate to three observed output variables: the sorghum plant's height, biomass weight, and panicle weight.

TABLE I. ACCURACY MEASUREMENT RESULTS OF ANFIS FOR CHICKEN MANURE TREATMENT

Membership Function		Output Parameters								
Type	Degree	Sorghum Height (ANFIS-1)			Sorghum Biomass Weight (ANFIS-2)			Sorghum Panicle Weight(ANFIS-3)		
		MAPE	MAE	RMSE	MAPE	MAE	RMSE	MAPE	MAE	RMSE
Triangular	[3 3]	7.57	7.6624	9.6971	24.77	3.8184	4.7042	7.07	0.3216	0.4717
	[3 2]	7.11	7.0251	9.5958	27.68	4.0041	4.8796	6.59	0.3109	0.4947
	[2 2]	8.05	8.0693	10.3974	26.63	3.7491	4.9433	6.31	0.2929	0.4766
	[4 2]	7.44	7.33	9.9284	21.68	3.6174	5.1553	6.8	0.3148	0.4809
Trapezoidal	[3 3]	7.34	7.3734	9.4516	25.43	3.64	4.8043	7.25	0.3321	0.4718
	[3 2]	7.64	7.6231	9.6295	25.12	3.7713	4.6919	6.61	0.3146	0.4957
	[2 2]	7.29	7.2511	9.5181	21.62	3.6038	5.0974	6.49	0.3076	0.4847
	[4 2]	7.32	7.3311	9.5143	22	3.6717	5.2302	7.45	0.3784	0.6374
Bell-shaped	[3 3]	8.25	8.9019	13.2622	30.17	4.2531	5.4302	15.93	0.6813	0.8268
	[3 2]	7.38	7.1854	10.9684	26.87	3.9804	5.0931	13.7	0.5578	0.6737
	[2 2]	8.16	8.2203	10.2186	28.69	4.1439	5.2805	13.42	0.5579	0.6636
	[4 2]	7.14	6.9103	9.9857	27.93	4.2529	5.4921	14.06	0.5899	0.6771
Gaussian	[3 3]	7.22	7.0862	9.8436	35.13	5.34	6.9752	6.34	0.2997	0.4798
	[3 2]	7.55	7.5134	9.5617	25.51	3.7674	4.785	6.66	0.3145	0.4511
	[2 2]	7.8	7.8058	9.933	35.28	5.5481	7.1964	6.55	0.3087	0.4533
	[4 2]	7.37	7.3733	10.1953	27.44	4.0184	4.8416	14.11	0.5176	0.7754

TABLE II. ACCURACY MEASUREMENT RESULTS OF ANFIS FOR COW MANURE TREATMENT

Membership Function		Output Parameters								
Type	Degree	Sorghum Height (ANFIS-4)			Sorghum Biomass Weight (ANFIS-5)			Sorghum Panicle Weight(ANFIS-6)		
		MAPE	MAE	RMSE	MAPE	MAE	RMSE	MAPE	MAE	RMSE
Triangular	[3 3]	7.57	7.6624	9.6971	24.77	3.8184	4.7042	7.07	0.3216	0.4717
	[3 2]	7.11	7.0251	9.5958	27.68	4.0041	4.8796	6.59	0.3109	0.4947
	[2 2]	8.05	8.0693	10.3974	26.63	3.7491	4.9433	6.31	0.2929	0.4766
	[4 2]	7.44	7.33	9.9284	21.68	3.6174	5.1553	6.8	0.3148	0.4809
Trapezoidal	[3 3]	7.34	7.3734	9.4516	25.43	3.64	4.8043	7.25	0.3321	0.4718
	[3 2]	7.64	7.6231	9.6295	25.12	3.7713	4.6919	6.61	0.3146	0.4957
	[2 2]	7.29	7.2511	9.5181	21.62	3.6038	5.0974	6.49	0.3076	0.4847
	[4 2]	7.32	7.3311	9.5143	22	3.6717	5.2302	7.45	0.3784	0.6374
Bell-shaped	[3 3]	8.25	8.9019	13.2622	30.17	4.2531	5.4302	15.93	0.6813	0.8268
	[3 2]	7.38	7.1854	10.9684	26.87	3.9804	5.0931	13.7	0.5578	0.6737
	[2 2]	8.16	8.2203	10.2186	28.69	4.1439	5.2805	13.42	0.5579	0.6636
	[4 2]	7.14	6.9103	9.9857	27.93	4.2529	5.4921	14.06	0.5899	0.6771
Gaussian	[3 3]	7.22	7.0862	9.8436	35.13	5.34	6.9752	6.34	0.2997	0.4798
	[3 2]	7.55	7.5134	9.5617	25.51	3.7674	4.785	6.66	0.3145	0.4511
	[2 2]	7.8	7.8058	9.933	35.28	5.5481	7.1964	6.55	0.3087	0.4533
	[4 2]	7.37	7.3733	10.1953	27.44	4.0184	4.8416	14.11	0.5176	0.7754

TABLE III. ACCURACY MEASUREMENT RESULTS OF ANFIS FOR VERMICOMPOST TREATMENT

Membership Function		Output Parameters								
Type	Degree	Sorghum Height (ANFIS-7)			Sorghum Biomass Weight (ANFIS-8)			Sorghum Panicle Weight(ANFIS-9)		
		MAPE	MAE	RMSE	MAPE	MAE	RMSE	MAPE	MAE	RMSE
Triangular	[3 3]	6.05	5.8729	8.2177	21.72	4.9165	10.9312	7.49	0.4447	0.5465
	[3 2]	6.43	6.2208	8.1537	34.84	5.7267	9.8537	7.7	0.4538	0.5528
	[2 2]	6.48	6.4189	8.6914	23.26	4.8663	10.7253	8.09	0.4715	0.5574
	[4 2]	6.49	6.5281	8.6078	30.95	5.4974	9.5147	8.9	0.5109	0.6914
Trapezoidal	[3 3]	6.72	6.372	9.0279	25.45	5.1818	11.3331	7.46	0.4481	0.5494
	[3 2]	6.26	6.0985	7.8162	34.35	5.7109	9.8386	8.08	0.4779	0.5521
	[2 2]	6.35	6.3306	8.5164	34.48	5.7302	9.8525	7.75	0.4592	0.617
	[4 2]	6.15	5.9474	7.9856	50.26	6.9171	15.6322	7.25	0.4357	0.6138
Bell-shaped	[3 3]	6.34	6.3658	9.3784	36.13	6.5497	10.5085	7.79	0.4646	0.6032
	[3 2]	6.42	6.2479	7.9644	31.06	5.936	10.1495	7.74	0.4584	0.5958
	[2 2]	6.97	6.6223	8.85	23.91	4.9333	10.683	7.5	0.4429	0.6034
	[4 2]	6.44	6.2097	8.1773	22.62	4.8991	10.8324	7.97	0.47	0.6102
Gaussian	[3 3]	6.28	6.0763	7.8944	22.94	4.9947	11.3718	7.98	0.4676	0.5786
	[3 2]	6.18	5.9994	7.8711	32.32	5.6328	9.6765	7.73	0.4588	0.5605
	[2 2]	6.08	5.9147	7.7382	22.06	4.9958	11.3755	7.89	0.4641	0.5479
	[4 2]	6.43	6.2469	8.039	32.95	5.6962	9.6584	7.5	0.4522	0.5749

Table 1 presents the accuracy assessment results for MANFIS models (ANFIS-1, ANFIS-2, and ANFIS-3) using the metrics MAPE, MAE, and RMSE. These results stem from the training and testing processes conducted on data from the chicken manure treatment dataset. In order to streamline the process of identifying the membership function types and degrees that produce the most accurate results, we visually represent the accuracy measurements in Table 1 through Figure 4., Figure 5, and Figure 6.

Figure 4 visually depicts the accuracy outcomes in the context of chicken manure treatment, explicitly focusing on sorghum height(ANFIS-1) as the output parameter. It is evident from Figure 4 that the highest accuracy values, as measured by the three accuracy assessment tools, are achieved when using the trapezoidal membership function type and membership function degrees {2,2}. The corresponding accuracy values are MAPE of 13.23%, MAE of 11.1969, and RMSE of 14.7685.

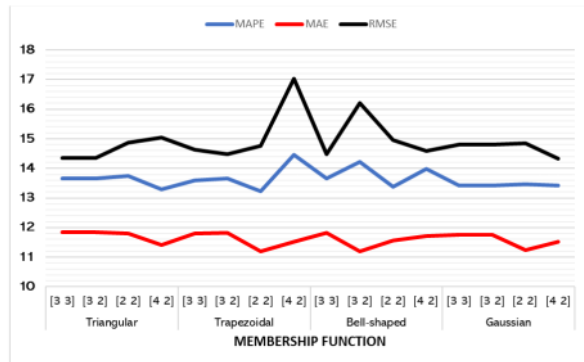


Fig. 4. The Prediction Accuracy Level of Sorghum Height in Chicken Manure Treatment

Figure 5 provides a visual representation of the accuracy results in the context of chicken manure treatment, explicitly highlighting the Biomass weight(ANFIS-2) of sorghum as the output parameter. The figure demonstrates that the highest accuracy values, as assessed by the three accuracy measurement tools, are attained when employing the Bell-shaped membership function type with membership function degrees {4,2}. The corresponding accuracy values are MAPE of 20.89%, MAE of 2.5163, and RMSE of 3.2552.

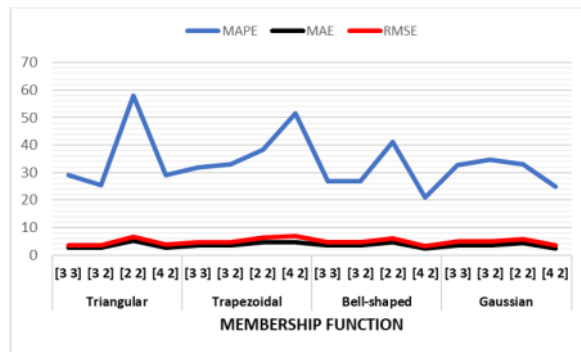


Fig. 5. The Prediction Accuracy Level of Sorghum Biomass in Chicken Manure Treatment

Figure 6 visually represents the accuracy outcomes in the context of chicken manure treatment, explicitly focusing on sorghum's Panicle Weight (ANFIS-3) as the output parameter. Figure 6 shows that the highest accuracy values, as measured by the three accuracy assessment tools, are achieved when using the Trapezoidal membership function type and membership function degrees {3,3}. The corresponding accuracy values are MAPE of 5.77%, MAE of 0.2994, and RMSE of 0.395.

In order to identify the membership function types and degrees that offer the highest accuracy in treatments involving

cow manure and vermicompost, a similar methodology was applied to that used in the chicken manure treatment. By assessing the accuracy using MAPE, MAE, and RMSE for three distinct organic fertilizer dosages in a tidal swamp area for sorghum growth, the specific membership function types and degrees for the MANFIS model predicting sorghum growth are determined and outlined in Table 4.

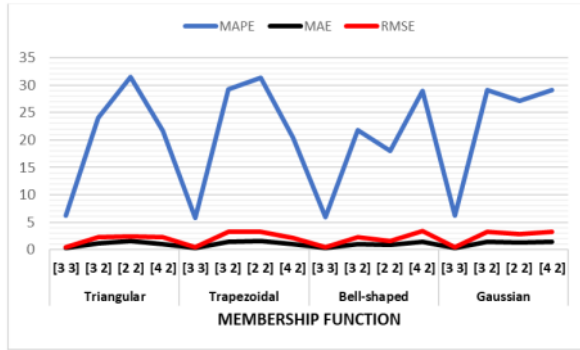


Fig. 6. The Prediction Accuracy Level of Sorghum Panicle Weight in Chicken Manure Treatment

TABLE IV. RESULTS OF MEMBERSHIP FUNCTION TYPE AND DEGREE SELECTION

MANFIS	Type Membership Function	Degree Membership Function
ANFIS-1	Trapezoidal	{2,2}
ANFIS-2	Bell-Shaped	{4,2}
ANFIS-3	Trapezoidal	{3,3}
ANFIS-4	Triangular	{3,2}
ANFIS-5	Trapezoidal	{2,2}
ANFIS-6	Gaussian	{3,3}
ANFIS-7	Triangular	{3,3}
ANFIS-8	Triangular	{3,3}
ANFIS-9	Trapezoidal	{4,2}

Based on the accuracy testing results achieved through the utilization of four types of membership functions and four degrees of membership functions in the MANFIS model, as outlined in Table 4, we depict the schematic of the MANFIS model designed for predicting three sorghum plant growth parameters in tidal swamp land in Figure 7.

Subsequently, the predefined MANFIS model, with the chosen membership function type and degree, is subjected to simulation using the Simulink tool. This simulation aims to predict sorghum plant growth based on input parameters related to organic fertilizer dosage and dolomite lime application. The MANFIS model is simulated in this study using the Matlab/Simulink tool, as shown in Fig. 8. The ANFIS simulation model loads the fuzzy inference system (fis) files, which are the result of the data training process on the ANFIS model. These files are the result of the data training process of the ANFIS model, according to the input parameters of organic fertilizer and the predicted output parameters. During this simulation, nine ANFIS models predict three output parameters, with three organic fertilizer treatments as inputs.

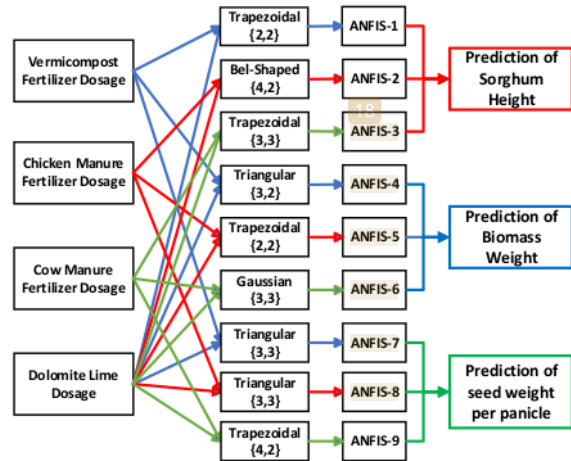


Fig. 7. MANFIS Prediction Model with Selected Membership Function

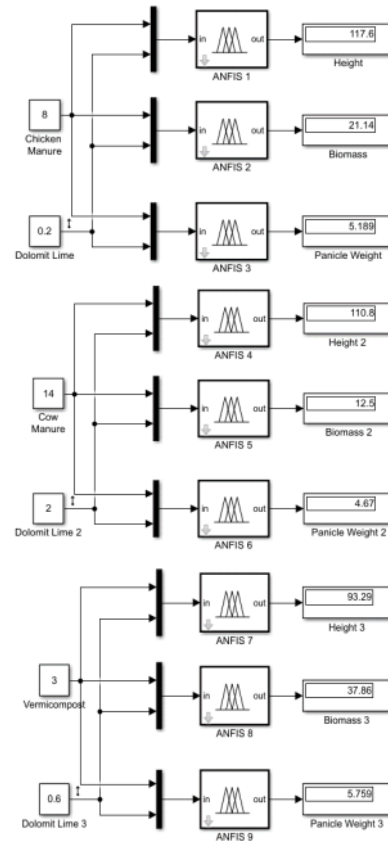


Fig. 8. Simulation of MANFIS Prediction Model

In Fig. 8, for chicken manure fertilizer with a dose of 8 tons/ha and dolomite lime with a dose of 0.2 tons/ha, the predicted results are as follows: sorghum height (ANFIS-1) = 117.6 cm, sorghum biomass weight (ANFIS-2) = 21.14 tons/ha,



and sorghum panicle weight (ANFIS-3) = 5.189 tons/ha. For cow manure fertilizer with a dose of 14 tons/ha and dolomite lime with a dose of 2 tons/ha, the predicted results are sorghum height (ANFIS-4) = 110.8 cm, sorghum biomass weight (ANFIS-5) = 12.5 tons/ha, and sorghum panicle weight (ANFIS-6) = 4.67 tons/ha. Similarly, for vermicompost fertilizer with a dose of 3 tons/ha and dolomite lime with a dose of 0.6 tons/ha, the predicted results are sorghum height (ANFIS-7) = 93.29 cm, sorghum biomass weight (ANFIS-8) = 37.86 tons/ha, and Sorghum panicle weight (ANFIS-9) = 5.759 tons/ha.

Table 5 presents the simulation results of predictions (height, biomass, and sorghum panicle weight) for various treatments with different doses of organic fertilizer and dolomite lime. In this Table 5, each organic fertilizer is subjected to three combinations of organic fertilizer and dolomite lime doses, resulting in 3 predicted outcome parameters through the conducted simulations. This MANFIS model simulation (Fig. 8) provides insights into the predicted outcomes obtained from applying various doses of organic fertilizer and dolomite lime on tidal land soil for sorghum plant growth prediction.

TABLE V. RESULTS OF MANFIS MODEL SIMULATION PREDICTION

Fertilizer Dosage (ton/ha)	Dolomite Lime Dosage (ton/ha)	Prediction Results		
		Height (cm)	Biomass (ton/ha)	Panicle weight (ton/ha)
Chicken Manure				
5	0.404	109.6	22.76	6.3
2	0.6	98.34	19.58	6.331
8	0.2	117.6	21.14	5.189
Cow Manure				
5	1.5	104.5	21	3.782
8	1	108.2	18.86	4.493
14	2	110.8	12.5	4.67
Vermicompost				
5	0.404	101.1	17.4	5.595
8	0.1	50.23	10.11	3.1
3	0.6	93.29	37.86	5.759

## V. CONCLUSION

The type membership function used in this prediction model has a different type of membership function for each treatment of organic fertilizer on tidal soil for sorghum. The MANFIS model, using a dataset derived from observational data on sorghum plant height, biomass, and panicle weight with treatments of organic fertilizers (chicken manure, cow manure, vermicompost) in tidal soil, can be implemented to predict sorghum plant growth, including three predicted parameters: plant height, biomass, and ear weight. The structure of the MANFIS model designed in this study consists of nine ANFIS models. The comparison of prediction accuracy results, utilizing three measurement tools - MAPE, MAE, and RMSE, demonstrates that the choice of membership function types and degrees influences the accuracy of prediction outcomes for each input data originating from the organic fertilizer treatment in tidal swamp land.

In conclusion, this research has successfully outlined a robust approach for predicting three sorghum plant growth parameters with high accuracy using the MANFIS model and optimal membership function selection. These findings hold significant potential for advancing agriculture and aiding

stakeholders in making informed decisions in sorghum cultivation. Furthermore, this study also contributes to developing ANFIS modeling techniques in the agricultural context. The optimal membership function selection applied in this research can serve as a guideline for future similar studies in predicting sorghum plant growth and other agricultural research endeavors.

## ACKNOWLEDGMENT

Authors are very grateful to the University of Sriwijaya that provided research funding by professional competition under contract No 0127.18/UN9/SB3.LP2M.PT/2021.

## REFERENCES

- [1] BPS Indonesia, "Dynamic Table for Subject Food Crops," *Statistics Indonesia (BPS)*, 2021. <https://www.bps.go.id/subjec/v53/food-crops.html#subjekViewTab5> (diakses Jan 20, 2022).
- [2] D. Budianta, A. Napoleon, A. Pariurna, dan E. Ematita, "Growth and production of soybean (*Glycine max* (L.) Merrill) with different fertilizer strategies in a tidal soil from South Sumatra, Indonesia," *Spanish J. Soil Sci.*, vol. 9, no. 1, hal. 54–62, Mar 2019, doi: 10.3232/SJSS.2019.V9.N1.04.
- [3] M. Sirappa, "Prospect of sorghum development in Indonesia as an alternative commodity for food, feed, and industry," *J. Libang. Pert.*, vol. 22, no. 4, hal. 133–140, 2003.
- [4] S. Sajimin, N. D. Purwanti, . S., dan . S., "Evaluation on performance of some Sorghum bicolor cultivars as forage resources in the dry land with dry climate," *J. Ilmu Ternak dan Vet.*, vol. 22, no. 3, hal. 135, 2018, doi: 10.14334/jitv.v22i3.1611.
- [5] S. Muhrizal, J. Shamshuddin, I. Fauziah, dan M. A. H. Husni, "Changes in iron-poor acid sulfate soil upon submergence," *Geoderma*, vol. 131, no. 1–2, hal. 110–122, 2006, doi: 10.1016/j.geoderma.2005.03.006.
- [6] M. Kawahigashi, N. Minh Do, V. B. Nguyen, dan H. Sumida, "Effect of land developmental process on soil solution chemistry in acid sulfate soils distributed in the Mekong Delta, Vietnam," *Soil Sci. Plant Nutr.*, vol. 54, no. 3, hal. 342–352, 2008, doi: 10.1111/j.1747-0765.2008.00256.x.
- [7] A. Wijanarko dan A. Taufiq, "Effect of lime application on soil properties and soybean yield on tidal land," *Agrivita*, vol. 38, no. 1, hal. 14–23, 2016, doi: 10.17503/agrivita.v38i1.683.
- [8] M. Anda dan D. Subartja, "Assessing soil properties and tidal behaviors as a strategy to avoid environmental degradation in developing new paddy fields in tidal areas," *Agric. Ecosyst. Environ.*, vol. 181, hal. 90–100, 2013, doi: 10.1016/j.agee.2013.09.016.
- [9] Mukhlis, Y. Lestari, M. P. Yufdy, dan F. Rizie, "Effectiveness of biofertilizer formula on soil chemical properties and shallot productivity in tidal swamp land," *IOP Conf. Ser. Earth Environ. Sci.*, vol. 648, no. 1, 2021, doi: 10.1088/1755-1315/648/1/012158.
- [10] M. Behdarnejad, H. Piri, dan M. Delbari, "The Effect of Combined Use of Vermicompost and Poultry Manure on the Growth and Yield of Cucumber Plants in Different Conditions of Deficit Irrigation," *Water Soil*, vol. 37, no. 2, hal. 237–259, 2023, doi: 10.22067/jsw.2023.79296.1215.
- [11] H. Saygi, "Effects of Organic Fertilizer Application on Strawberry (*Fragaria vesca* L.) Cultivation," *Agronomy*, vol. 12, no. 5, 2022, doi: 10.3390/agronomy12051233.
- [12] A. Masjedi, N. R. Carpenter, M. M. Crawford, dan M. R. Tuinstra, "Prediction of Sorghum Biomass Using Uav Time Series Data and Recurrent Neural Networks," in *2019 IEEE/CVF Conference on Computer Vision and Pattern Recognition Workshops (CVPRW)*, 2019, hal. 2695–2702, doi: 10.1109/CVPRW.2019.00327.
- [13] S. Ghosal dkk., "A Weakly Supervised Deep Learning Framework for Sorghum Head Detection and Counting," *Plant phenomics (Washington, D.C.)*, vol. 2019, hal. 1525874, 2019, doi: 10.34133/2019/1525874.

- [14] S. Varela, T. Pederson, C. J. Bernacchi, dan A. D. B. Leakey, "Understanding Growth Dynamics and Yield Prediction of Sorghum Using High Temporal Resolution UAV Imagery Time Series and Machine Learning," *Remote Sensing*, vol. 13, no. 9, 2021, doi: 10.3390/rs13091763.
- [15] K. H. Sumadiradja, I. S. Sitanggang, L. Abdullah, dan I. Hermadi, "Estimation of Harvest Time of Forage Sorghum (Sorghum Bicolor) CV. Samurai-2 Using Decision Tree Algorithm," *Trop. Anim. Sci. J.*, vol. 45, no. 4, hal. 436–442, Des 2022, doi: 10.5398/tasj.2022.45.4.436.
- [16] A. Crane-Droesch, "Machine learning methods for crop yield prediction and climate change impact assessment in agriculture," *Environ. Res. Lett.*, vol. 13, no. 11, 2018, doi: 10.1088/1748-9326/aae159.
- [17] P. Filippi *dkk.*, "An approach to forecast grain crop yield using multi-layered, multi-farm data sets and machine learning," *Precis. Agric.*, vol. 20, no. 5, hal. 1015–1029, 2019, doi: 10.1007/s11119-018-09628-4.
- [18] H. F. Assous, H. AL-Najjar, N. Al-Rousan, dan D. AL-Najjar, "Developing a Sustainable Machine Learning Model to Predict Crop Yield in the Gulf Countries," *Sustainability*, vol. 15, no. 12, 2023, doi: 10.3390/su15129392.
- [19] M. Ishak, M. S. Rahaman, dan T. Mahmud, "FarmEasy: An Intelligent Platform to Empower Crops Prediction and Crops Marketing," in *2021 13th International Conference on Information & Communication Technology and System (ICTS)*, 2021, hal. 224–229, doi: 10.1109/ICTS52701.2021.9608436.
- [20] X. Xu *dkk.*, "Design of an integrated climatic assessment indicator (ICAI) for wheat production: A case study in Jiangsu Province, China," *Ecol. Indic.*, vol. 101, no. July 2018, hal. 943–953, 2019, doi: 10.1016/j.ecolind.2019.01.059.
- [21] Y. Su, H. Xu, dan L. Yan, "Support vector machine-based open crop model (SBOCM): Case of rice production in China," *Saudi J. Biol. Sci.*, vol. 24, no. 3, hal. 537–547, 2017, doi: <https://doi.org/10.1016/j.sjbs.2017.01.024>.
- [22] T. Wani, N. Dhas, S. Sasane, K. Nikam, dan D. Abin, "Soil pH Prediction Using Machine Learning Classifiers and Color Spaces BT - Machine Learning for Predictive Analysis," 2021, hal. 95–105.
- [23] A. S. Petakar, "Location Based Prediction Of Crops , Analysing The Yield And Market Demand Using R-Forest and MLR," vol. 5, no. 1, hal. 507–512, 2020.
- [24] J. G. N. Zannou dan V. R. Houndji, "Sorghum Yield Prediction using Machine Learning," in *2019 3rd International Conference on Bio-engineering for Smart Technologies (BioSMART)*, 2019, hal. 1–4, doi: 10.1109/BIOSMART.2019.8734219.
- [25] E. O. Oke *dkk.*, "Techno-Economic Analysis and Neuro-Fuzzy Production Rate Prediction of Sorghum (Sorghum bicolor) Leaf Sheath Colourant Extract Production," *Agric. Res.*, vol. 11, no. 3, hal. 579–589, 2022, doi: 10.1007/s40003-021-00596-2.
- [26] Z. Lin dan W. Guo, "Sorghum Panicle Detection and Counting Using Unmanned Aerial System Images and Deep Learning," *Front. Plant Sci.*, vol. 11, no. September, hal. 1–13, 2020, doi: 10.3389/fpls.2020.534853.
- [27] I. Grijalva, B. J. Spiesman, dan B. McCornack, "Computer vision model for sorghum aphid detection using deep learning," *J. Agric. Food Res.*, vol. 13, hal. 100652, 2023, doi: <https://doi.org/10.1016/j.jafr.2023.100652>.
- [28] H. Li, P. Wang, dan C. Huang, "Comparison of Deep Learning Methods for Detecting and Counting Sorghum Heads in UAV Imagery," *Remote Sensing*, vol. 14, no. 13, 2022, doi: 10.3390/rs14133143.
- [29] T. W. Septiarini dan S. Musikasuwan, "Investigating the performance of ANFIS model to predict the hourly temperature in Pattani, Thailand," *J. Phys. Conf. Ser.*, vol. 1097, no. 1, hal. 12085, 2018, doi: 10.1088/1742-6596/1097/1/012085.
- [30] M. Şahin dan R. Erol, "A Comparative Study of Neural Networks and ANFIS for Forecasting Attendance Rate of Soccer Games," *Mathematical and Computational Applications*, vol. 22, no. 4, 2017, doi: 10.3390/mca22040043.
- [31] M. Rezaei, A. Rohani, dan S. S. Lawson, "Using an Adaptive Neuro-fuzzy Interface System (ANFIS) to Estimate Walnut Kernel Quality and Percentage from the Morphological Features of Leaves and Nuts," *Erwerbs-Obstbau*, vol. 64, no. 4, hal. 611–620, 2022, doi: 10.1007/s10341-022-00706-6.
- [32] V. R. Phate, R. Malmathanraj, dan P. Palanisamy, "Clustered ANFIS weighing models for sweet lime (Citrus limetta) using computer vision system," *J. Food Process Eng.*, vol. 42, no. 6, hal. e13160, Okt 2019, doi: <https://doi.org/10.1111/jfpe.13160>.
- [33] Tarno, A. Rusgiyono, dan Sugito, "Adaptive Neuro Fuzzy Inference System (ANFIS) approach for modeling paddy production data in Central Java," *J. Phys. Conf. Ser.*, vol. 1217, no. 1, hal. 12083, 2019, doi: 10.1088/1742-6596/1217/1/012083.
- [34] M. A. Raharja, I. D. M. B. A. Darmawan, D. P. E. Nilakusumawati, dan I. W. Supriana, "Analysis of membership function in implementation of adaptive neuro fuzzy inference system (ANFIS) method for inflation prediction," *J. Phys. Conf. Ser.*, vol. 1722, no. 1, 2021, doi: 10.1088/1742-6596/1722/1/012005.
- [35] N. Talpur, M. N. M. Salleh, dan K. Hussain, "An investigation of membership functions on performance of ANFIS for solving classification problems," *IOP Conf. Ser. Mater. Sci. Eng.*, vol. 226, no. 1, 2017, doi: 10.1088/1757-899X/226/1/012103.
- [36] M. Babanezhad, A. Masoumian, A. T. Nakhjiri, A. Marjani, dan S. Shirazian, "Influence of number of membership functions on prediction of membrane systems using adaptive network based fuzzy inference system (ANFIS)," *Sci. Rep.*, vol. 10, no. 1, hal. 1–20, 2020, doi: 10.1038/s41598-020-73175-0.
- [37] N. Gupta dan R. S. Sharma, "A Comparative Study of ANFIS Membership Function to Predict ERP User Satisfaction using ANN and MLRA," *Int. J. Comput. Appl.*, vol. 105, no. 5, hal. 11–15, 2014.
- [38] O. Adil, A. Ali, M. Ali, A. Y. Ali, dan B. S. Sumait, "Comparison between the Effects of Different Types of Membership Functions on Fuzzy Logic Controller Performance," *Int. J. Emerg. Eng. Res. Technol.*, vol. 3, no. April, hal. 76, 2015, [Daring]. Tersedia pada: <https://www.researchgate.net/publication/282506091>.
- [39] M. H. Azam, M. H. Hasan, S. J. Abdulkadir, dan S. Hassan, "Prediction of Sunspots using Fuzzy Logic: A Triangular Membership Function-based Fuzzy C-Means Approach," *Int. J. Adv. Comput. Sci. Appl.*, vol. 12, no. 2, hal. 357–362, 2021, doi: 10.14569/IJACSA.2021.0120245.
- [40] S. Amid dan T. Mesri Gundoshmian, "Prediction of output energies for broiler production using linear regression, ANN (MLP, RBF), and ANFIS models," *Environ. Prog. Sustain. Energy*, vol. 36, no. 2, hal. 577–585, Mar 2017, doi: <https://doi.org/10.1002/ep.12448>.
- [41] M. Alizadeh, M. Gharakhani, E. Fotoohi, dan R. Rada, "Design and analysis of experiments in ANFIS modeling for stock price prediction," *Int. J. Ind. Eng. Comput.*, vol. 2, no. 2, hal. 409–418, 2011, doi: 10.5267/j.ijiec.2011.01.001.
- [42] J. S. R. Jang, C. T. Sun, dan E. Mizutani, "Neuro-Fuzzy and Soft Computing-A Computational Approach to Learning and Machine Intelligence [Book Review]," *IEEE Trans. Automat. Contr.*, vol. 42, no. 10, hal. 1482–1484, 2005, doi: 10.1109/tac.1997.633847.
- [43] R. Ata dan Y. Kocyigit, "An adaptive neuro-fuzzy inference system approach for prediction of tip speed ratio in wind turbines," *Expert Syst. Appl.*, vol. 37, no. 7, hal. 5454–5460, 2010, doi: 10.1016/j.eswa.2010.02.068.
- [44] D. Chicco, M. J. Warrens, dan G. Jurman, "The coefficient of determination R-squared is more informative than SMAPE, MAE, MAPE, MSE and RMSE in regression analysis evaluation," *PeerJ Comput. Sci.*, vol. 7, hal. 1–24, 2021, doi: 10.7717/PEERJ-CS.623.

# Influence of Membership Function and Degree on Sorghum Growth Prediction Models in Machine Learning

## ORIGINALITY REPORT

14%

SIMILARITY INDEX

10%

INTERNET SOURCES

12%

PUBLICATIONS

6%

STUDENT PAPERS

## PRIMARY SOURCES

1	Submitted to An-Najah National University Student Paper	2%
2	<a href="http://eprints.uad.ac.id">eprints.uad.ac.id</a> Internet Source	1%
3	Oscar Sánchez Vargas, Susana Estefany De León Aldaco, Jesús Aguayo Alquicira, Luis Gerardo Vela Valdés et al. "Adaptive network-based fuzzy inference system (ANFIS) applied to inverters: a survey.", IEEE Transactions on Power Electronics, 2023 Publication	1%
4	<a href="http://repository.unsri.ac.id">repository.unsri.ac.id</a> Internet Source	1%
5	Submitted to Universitas Brawijaya Student Paper	1%
6	<a href="http://www.researchgate.net">www.researchgate.net</a> Internet Source	1%
7	<a href="http://www.warse.org">www.warse.org</a> Internet Source	<1%

8

[coek.info](http://coek.info)

Internet Source

&lt;1 %

9

Bisoi, Ranjeeta, and P.K. Dash. "Prediction of financial time series and its volatility using a hybrid dynamic neural network trained by sliding mode algorithm and differential evolution", International Journal of Information and Decision Sciences, 2015.

Publication

&lt;1 %

10

Abdul Rahman, Ermatita, Dedik Budianta, Abdiansah. "Prediction of Paddy Plant Height with Vermicompost Fertilizer Treatment on Tidal Land using ANFIS Method", 2021 Sixth International Conference on Informatics and Computing (ICIC), 2021

Publication

&lt;1 %

11

[www.worldscientific.com](http://www.worldscientific.com)

Internet Source

&lt;1 %

12

Noureen Talpur, Mohd Najib Mohd Salleh, Kashif Hussain. "An investigation of membership functions on performance of ANFIS for solving classification problems", IOP Conference Series: Materials Science and Engineering, 2017

Publication

&lt;1 %

13

[www.neliti.com](http://www.neliti.com)

Internet Source

&lt;1 %

14

[www2.mdpi.com](http://www2.mdpi.com)

Internet Source

&lt;1 %

15

Zarina Turtayeva, Feina Xu, Jérôme Dillet, Kévin Mozet, Régis Peignier, Alain Celzard, Gael Maranzana. "Manufacturing catalyst-coated membranes by ultrasonic spray deposition for PEMFC: Identification of key parameters and their impact on PEMFC performance", International Journal of Hydrogen Energy, 2022

Publication

&lt;1 %

16

Chun-Tian Cheng, Jian-Yi Lin, Ying-Guang Sun, Kwokwing Chau. "Chapter 145 Long-Term Prediction of Discharges in Manwan Hydropower Using Adaptive-Network-Based Fuzzy Inference Systems Models", Springer Science and Business Media LLC, 2005

Publication

&lt;1 %

17

Islam, Tanvir, Prashant K. Srivastava, Miguel A. Rico-Ramirez, Qiang Dai, Dawei Han, and Manika Gupta. "An exploratory investigation of an adaptive neuro fuzzy inference system (ANFIS) for estimating hydrometeors from TRMM/TMI in synergy with TRMM/PR", Atmospheric Research, 2014.

Publication

&lt;1 %

18

Monika Trojanová, Alexander Hošovský, Tomáš Čakurda. "Evaluation of Machine

&lt;1 %

# Learning-Based Parsimonious Models for Static Modeling of Fluidic Muscles in Compliant Mechanisms", Mathematics, 2022

Publication

19

[rdo.psu.ac.th](http://rdo.psu.ac.th)  
Internet Source

<1 %

20

[epe.lac-bac.gc.ca](http://epe.lac-bac.gc.ca)  
Internet Source

<1 %

21

[manglar.uninorte.edu.co](http://manglar.uninorte.edu.co)  
Internet Source

<1 %

22

[medium.com](https://medium.com)  
Internet Source

<1 %

23

[www.nature.com](http://www.nature.com)  
Internet Source

<1 %

24

M A Raharja, I D M B A Darmawan, D P E Nilakusumawati, I W Supriana. "Analysis of membership function in implementation of adaptive neuro fuzzy inference system (ANFIS) method for inflation prediction", Journal of Physics: Conference Series, 2021  
Publication

<1 %

25

Muhammad Hamza Azam, Mohd Hilmi, Said Jadid, Saima Hassan. "Prediction of Sunspots using Fuzzy Logic: A Triangular Membership Function-based Fuzzy C-Means Approach",

<1 %

# International Journal of Advanced Computer Science and Applications, 2021

Publication

26

S Hidayat, Alpiana, D Rahmawati. "Application of adaptive neuro-fuzzy inference system (ANFIS) for slope and pillar stability assessment", IOP Conference Series: Earth and Environmental Science, 2020

Publication

<1 %

27

[iep.ru](http://iep.ru)

Internet Source

<1 %

28

[www.longdom.org](http://www.longdom.org)

Internet Source

<1 %

29

T. Fukuda, N. Kubota. "An intelligent robotic system based on a fuzzy approach", Proceedings of the IEEE, 1999

Publication

<1 %

30

[benthamopen.com](http://benthamopen.com)

Internet Source

<1 %

31

[cors.archive.org](http://cors.archive.org)

Internet Source

<1 %

32

[link.springer.com](http://link.springer.com)

Internet Source

<1 %

33

[m.moam.info](http://m.moam.info)

Internet Source

<1 %

[thesai.org](http://thesai.org)

34

Internet Source

&lt;1 %

35

[www.hindawi.com](http://www.hindawi.com)

Internet Source

&lt;1 %

36

Ahmed F. Mashaly, A. A. Alazba. "Membership function comparative investigation on productivity forecasting of solar still using adaptive neuro-fuzzy inference system approach", *Environmental Progress & Sustainable Energy*, 2018

Publication

&lt;1 %

37

Hadisseh Rahimikhoob, Mojtaba Delshad, Romina Habibi. "Leaf area estimation in lettuce: Comparison of artificial intelligence-based methods with image analysis technique", *Measurement*, 2023

Publication

&lt;1 %

38

Judicael Geraud N. Zannou, Vinasetan Ratheil Houndji. "Sorghum Yield Prediction using Machine Learning", 2019 3rd International Conference on Bio-engineering for Smart Technologies (BioSMART), 2019

Publication

&lt;1 %

39

L. Subashini, M. Vasudevan. "Adaptive Neuro-Fuzzy Inference System (ANFIS)-Based Models for Predicting the Weld Bead Width and Depth of Penetration from the Infrared

&lt;1 %



Thermal Image of the Weld Pool",  
Metallurgical and Materials Transactions B,  
2011

Publication

40

Manju Suthar. "Modeling of UCS value of stabilized pond ashes using adaptive neuro-fuzzy inference system and artificial neural network", Soft Computing, 2020

Publication

<1 %

41

dokumen.pub

Internet Source

<1 %

42

slideplayer.com

Internet Source

<1 %

43

trepo.tuni.fi

Internet Source

<1 %

44

www.tandfonline.com

Internet Source

<1 %

45

Nor Azliana Abdullah, Nasrudin Abd Rahim, Chin Kim Gan, Noriah Nor Adzman.

"Forecasting Solar Power Using Hybrid Firefly and Particle Swarm Optimization (HFPSO) for Optimizing the Parameters in a Wavelet Transform-Adaptive Neuro Fuzzy Inference System (WT-ANFIS)", Applied Sciences, 2019

Publication

<1 %

46

Alireza Sanaeifar, Mahamed Lamine Guindo, Adel Bakhshipour, Hassan Fazayeli, Xiaoli Li,

<1 %

# Ce Yang. "Advancing precision agriculture: The potential of deep learning for cereal plant head detection", Computers and Electronics in Agriculture, 2023

Publication

---

---

Exclude quotes Off

Exclude matches Off

Exclude bibliography On