

Arboreal Entomophagous Arthropods of Rice Insect Pests Inhabiting Adaptive Vegetables and Refugia in Freshwater Swamps of South Sumatra

by ARSI TANAMAN2024

Submission date: 20-Jul-2024 10:33PM (UTC+0700)

Submission ID: 2419615696

File name: 2283-13358-1-PB.pdf (2.14M)

Word count: 7292

Character count: 39158



Arboreal Entomophagous Arthropods of Rice Insect Pests Inhabiting Adaptive Vegetables and Refugia in Freshwater Swamps of South Sumatra

Tili Karenina¹⁾, Siti Herlinda^{2,3*)}, Chandra Irsan^{2,3)} and Yulia Pujiastuti^{2,3)}

¹⁾ Postgraduate Program of Agriculture Sciences, Faculty of Agriculture, Universitas Sriwijaya, Palembang 30139, South Sumatra, Indonesia

²⁾ Department of Plant Pests and Diseases, Faculty of Agriculture, Universitas Sriwijaya, Indralaya 30662, South Sumatra, Indonesia

³⁾ Research Center for Sub-optimal Lands (PUR-PLSO), Universitas Sriwijaya, Palembang 30139, South Sumatra, Indonesia

ARTICLE INFO

Keywords:

Habitat
Cardiochiles sp.
Momordica charantia
Paederus fuscipes
Tetragnatha javana
Zinnia sp.

Article History:

Received: July 6, 2019

Accepted: May 6, 2020

^{*)} Corresponding author:
E-mail: sitiherlinda@unsri.ac.id

ABSTRACT

The plants surrounding rice field serve as a habitat and niche for entomophagous arthropods. This study aimed to identify the entomophagous arthropod species and to analyze their abundance and community in vegetables and refugia grown in the rice field. The field was surrounded by 4 species of refugia (*Zinnia* sp., *Tagetes erecta*, *Cosmos caudatus*, and *Sesamum indicum*) and 4 species of vegetables (*Vigna unguiculata*, *Momordica charantia*, *Cucumis sativus*, and *Luffa acutangula*). The arthropod found were 67 species of predatory arthropods and 22 species of parasitoids. The predatory arthropods were mostly found in rice (51 species) followed by *Zinnia* sp. (15 species), and *M. charantia* (9 species). Parasitoid species were dominantly found in rice (19 species), *Zinnia* sp. (7 species), and *M. charantia* (6 species). The predatory arthropods mostly found were *Tetragnatha javana*, *Tetragnatha virescens*, and *Paederus fuscipes*, while the dominant parasitoids were *Cardiochiles* sp., *Elasmus* sp., and *Snellenius* sp. The parasitoid species composition in rice was more similar to those in bitter melon and zinnia. The composition of predatory arthropod species in rice was similar to those in all vegetables and refugia, except in cowpea. *Zinnia* sp. and *M. charantia* were the most chosen habitat by entomophagous arthropods.

INTRODUCTION

Wetland is a land saturated with water, both year-round and seasonal. Wetland in Indonesia generally consists of freshwater (non-tidal) swamp and tidal lowland. The freshwater swamp is a wetland that is flooded due to the flow of river water or rain, while the lowland tidal is inundated due to the tides (Hanif et al., 2020). According to Margono, Bwangoy, Potapov, & Hansen (2014), the wetland area in Indonesia is around 39.6 Mha of which 77% are spread in Sumatra Island (11.9 Mha), Kalimantan (12.2 Mha), and Papua (11.8 Mha). The remaining 23% are spread in Java (1.9 Mha), Sulawesi (1.2 Mha), Maluku (0.5 Mha), and Bali-Nusa Tenggara (0.2 Mha).

Freshwater swamps in South Sumatra are generally inundated from November to April, or May depended on the lowland typology. During dry season, the area were often in drought condition (based on direct observation in the center of freshwater swamps, Ogan Ilir District, South Sumatra since 2012 up to now). When the land was inundated, the local farmers raise swamp fish or local duck and alabio duck (*Anas platyrhynchos*). During dry season, they grow rice (Lakitan et al., 2018) or adaptive vegetables (Lakitan et al., 2019) or mixed cropping between rice and adaptive vegetables. Some adaptive vegetables in freshwater swamps are cowpea (*Vigna unguiculata*) (Bhaskar,

ISSN: 0126-0537 Accredited First Grade by Ministry of Research, Technology and Higher Education of The Republic of Indonesia, Decree No: 30/E/KPT/2018

Cite this as: Karenina, T., Herlinda, S., Irsan, C., & Pujiastuti, Y. (2020). Arboreal entomophagous arthropods of rice insect pests inhabiting adaptive vegetables and refugia in freshwater swamps of South Sumatra. *AGRIVITA Journal of Agricultural Science*, 42(2), 214–228. <https://doi.org/10.17503/agrivita.v0i0.2283>

Tili Karenina et al.: *Arthropods Inhabiting Adaptive Vegetables and Refugia*.....

Baruah, Vadivelu, Raja, & Sarkar, 2010), cucumber (*Cucumis sativus*) (Baptiste & Smardon, 2012), ridged gourd (*Luffa acutangula*) and bitter melon (*Momordica charantia*) (Widuri et al., 2016), chili pepper (*Capsicum annum L.*) (Siaga et al., 2018) common bean (*Phaseolus vulgaris*) (Susilawati & Lakitan, 2019), and tomatoes (Emile, Honorine, Thomas, & Marie-Anne, 2012). The vegetables planted around the rice fields usually have multiple functions. These crops are not only directed to increase land productivity, yet provide natural habitat and niche for natural enemies of rice insect pests as well (Karenina, Herlinda, Irsan, & Pujiastuti, 2019).

Cowpeas are inhabited by 21 insect species of 12 families and 5 orders (Coleoptera, Hemiptera, Orthoptera, Homoptera, and Lepidoptera) (Niba, 2011). Cucumbers are visited by 11 insect species of 7 families and 3 orders (Hymenoptera, Diptera, and Coleoptera) (Hossain, Yeasmin, Rahman, Akhtar, & Hasnat, 2018). Ridged gourds are inhabited by 6 insect species of 3 families and 2 orders (Hymenoptera and Diptera), while bitter melons are visited by 4 insect species of 3 families and 2 orders (Bodlah & Waqar, 2013). Chili pepper is visited by 41 species of arthropods consisting of 14 species of pests and natural enemies, 12 species of visitors, and 1 species of pollinator (Kaur & Sangha, 2016).

The diversity of arthropods in freshwater swamps is also supported by the existence of wild flowering weeds or non-crop plants like refugia grown surrounding the rice field. These plants provide niche, additional food, and other resources for natural enemies of rice pests (Benvenuti & Bretzel, 2017; de Faria Lopes, Ramos, & de Almeida, 2017; Hassan, Pervin, Mondal, & Mala, 2016; McCabe, Loeb, & Grab, 2017; Zhu et al., 2015). Grassy rice fields in ecosystems have a higher number of arthropods than those in non-weed ecosystems (Hu et al., 2012). The existence of refugia, sunflower plants (*Helianthus annuus*), indian mustard (*Brassica juncea*), sesame (*Sesamum indicum*), marigold (*Tagetes erecta*), yellow ray flower (*Cosmos caudatus*), and Zinnia (*Zinnia sp.*) is known to be effective in reducing the attack of leaf-rolling pests (*Cnaphalocrocis medinalis*) on several rice varieties in India (Desai, Swaminathan, & Desai, 2017). Marigold is reported to be associated with several species of predatory arthropods such as *Oxyopes javanus*, *Coccinella septempunctata*, *Syrphus spp.*, and *Geocoris spp.* (Ganai et al., 2017). Zinnia is also reported to be associated with several species of spiders, including

Argiope aemula, *Oxyopes sp.*, and *Perenethis sp.* (Desai, Swaminathan, & Desai, 2017). Thus, vegetables and refugia are actually beneficial as habitat and niche for entomophagous arthropods (parasitoid and predatory arthropods) which act as natural enemies of insect pests. There is little information available the entomophagous arthropods that are associated with vegetables and refugia in freshwater swamps of South Sumatra. This study aimed to identify the species of entomophagous arthropods of rice insect pests and to analyze their abundance and community in adaptively grown vegetables and refugia in freshwater swamps in South Sumatra, Indonesia.

MATERIALS AND METHODS

The field experiment was carried out in the center of freshwater swamps at the village of Pelabuhan Dalam of Pemulutan Subdistrict, the district of Ogan Ilir, South Sumatra, Indonesia from May to September 2018. The area of the rice field covers around 7.1 Mha. The species identification was carried out in the laboratory from September 2018 to May 2019.

Rice, Vegetables, and Refugia Planting

The rice plot area used was 1 ha, surrounded by 4 species of refugia and 4 vegetable species with the distance between plots was around 100 m. One hectare of plot area was divided into three sub-plots and used as replications. Each rice subplot was surrounded by 4 species of refugia (*Zinnia sp.*, *T. erecta*, *C. caudatus*, and *S. indicum*), as well as other rice subplots were surrounded by 4 vegetable species (*V. unguiculata*, *M. charantia*, *C. sativus*, and *L. acutangula*). This research used the randomized block design. The position of 4 refugia species or the 4 species of vegetables in each rice sub-plot was in four embankments surrounding the sub-plot, and each embankment was planted with one plant species. In consequence, the four embankments surrounding the rice subplots were planted with different species of refugia or vegetables. The plant spacing of vegetables followed the habit of the local farmers (30 cm); meanwhile, the refugia were planted closer (15 cm) and containing 5 seeds per hole. So, the density of vegetables and refugia were 9 hills/m² and 21 hill/m², respectively these arrangement gave entomophagous arthropods alternative of habitats aside from rice. The refugia and vegetables were planted 30 days prior to rice and these would

bring the plants in flowering stage when the rice still in vegetative phase (14 days after transplanting, DAT). The rice seeds were sown according to the traditions of local farmers, using the "Samir" method, i.e., the seeds of 7-10 days old were transplanted into the field. The rice was planted according to planting system of 2:1 "jajar legowo" with the planting distance of 50 cm x 25 cm x 12.5 cm. Manure with the dosage of 1 t/ha, 2 l extract of liquid compost (Suwandi, Ammar, & Irsan, 2012) and no synthetic pesticide were given during the rice culture. The rice was transplanted in the same time with soil preparation and the application of manure. When the rice plant was in 2 weeks after transplanting, the fertilization was applied using extract liquid compost (Bahua & Gubali, 2020) every 2 weeks.

Sampling the Arboreal Arthropods Inhabiting Refugia and Vegetables

Arthropod sampling that was inhabiting refugia and vegetables surrounding the rice field was conducted once a week started from 14 to 84 DAT of the rice. In every observation, the sampling was carried out twice, at 07:00 to 08:00 am and at 04:00 to 05:00 pm. The sampling was carried out by randomly picking 5 flowers for each species of refugia and vegetables. The flowers were collected and put in a 150 ml plastic container ($\varnothing = 7$ cm and height = 6.5 cm) perforated on the lid with a diameter of 2 cm and covered with gauze glued together. Each flower was put in separate container and labelled. The flowers were incubated and observed until the arthropods were released from the flower. The arthropods were put into a 10 ml glass bottle containing 80% ethanol. The glass bottles containing arthropods were labeled and the arthropods were identified in Laboratory of Entomology, Department of Plant Pests and Diseases, Faculty of Agriculture, Universitas Sriwijaya. The identification of spiders was based to Barrion & Litsinger (1995) and the identification of insects was referred to Heinrichs (1994), Kalshoven (1981), and McAlpine *et al.* (1987).

The Sampling of Arboreal Arthropods in Rice Plants

Observation of the arthropods was conducted weekly started when the rice in 14 to 84 DAT. The sampling of the arboreal arthropods for the observations used nets (net handle length = 100 cm, net length = 75 cm, and net $\varnothing = 30$ cm) at five points arranged diagonally at the rice plot for each

subplot (3 subplots as a repetition). The sampling was carried out at 06.00 to 07.00 am when the weather was in mild conditions and no rain. The arthropods collection with nets was carried out following the method of Janzen & Schoener (1968) with modification, i.e. the arthropods were collected by swinging a net of one double swing in a straight line in 30 cm depth in the canopy of the plants. The net coverage was based on the modified methods of Masika, Masanza, Aluana, Barrigossi, & Kizito (2017) by swinging a net that tied on a plant stem. The nets were intentionally applied on the rice stem to obtain the insects on the stems and leaves of the rice plants. The obtained arthropods were sorted, put into the vial bottles containing 80% ethanol, labeled, and then identified in the laboratory. The identification of the spiders referred to Barrion & Litsinger (1995), and identification of insects referred to Heinrichs (1994), Kalshoven (1981), and McAlpine *et al.* (1987).

Data Analysis

The data on species composition and abundance of entomophagous arthropods inhabiting refugia and vegetables were recorded. Their subsequent abundance data were also grouped according to the guild, i.e. predator, parasitoid, herbivore, and neutral insect. Correspondence analysis was used to investigate how species of arthropods and plants (refugia, vegetables, and rice) were grouped based on how they interacted with (Raffaelli & Hall, 1992) the analyzed species data were grouped into species community of predators, parasitoid, herbivore, and neutral insects. The calculation of correspondence analysis used the software of SAS University Edition 2.7 9.4 M5.

RESULTS AND DISCUSSION

Species Composition of Arboreal Entomophagous Arthropods

Arboreal entomophagous arthropods are arthropods that act as predators and parasitoids for natural enemies of insect pests. In this study, the arboreal entomophagous arthropods found in rice were grouped into predatory arthropods and parasitoids. Predatory arthropods consisted of spiders and predatory insects groups, while parasitoid was a group of insects that act as parasite to insects or other arthropods. The total number of predatory and parasitoids species were 67 species from 21 families (Table 1) and 22 species from 17 families (Table 2), respectively.

Tili Karenina *et al.*: *Arthropods Inhabiting Adaptive Vegetables and Refugia*.....**Table 1.** Families of predatory arthropods found in rice, refugia, and vegetables

NO	Class/ Ordo/ Family	Habitat (individual/net or individual/flower)								
		A	B	C	D	F	G	H	I	
	Arachnida	1.88	0.32	0.18	0.08	0.02	0.06	0.08	0	0
	Araneae	1.88	0.32	0.18	0.08	0.02	0.06	0.08	0	0
1.	Lycosidae	0.04	0	0	0	0	0	0	0	0
2.	Araneidae	0.13	0.03	0.04	0.02	0	0	0	0	0
3.	Tetragnathidae	1.34	0.04	0.01	0.01	0	0.04	0.02	0	0
4.	Linyphiidae	0.12	0.01	0.04	0	0	0	0.01	0	0
5.	Oxyopidae	0.12	0.1	0.01	0.03	0.01	0	0.02	0	0
6.	Theridiidae	0.01	0	0.01	0	0	0	0	0	0
7.	Thomisidae	0	0	0.03	0	0	0	0.02	0	0
8.	Salticidae	0.1	0.14	0.04	0.02	0.01	0.02	0.01	0	0
9.	Hahniidae	0.02	0	0	0	0	0	0	0	0
	Insecta	0.86	0.06	0	0.02	0.02	0.02	0.04	0.09	0.05
	Hemiptera	0.04	0	0	0	0	0	0	0	0
10.	Miridae	0.04	0	0	0	0	0	0	0	0
	Coleoptera	0.71	0.06	0	0.02	0.02	0	0.04	0.09	0.05
11.	Carabidae	0.01	0	0	0	0	0	0	0	0
12.	Staphylinidae	0.18	0.04	0	0	0.01	0	0	0	0.01
13.	Coccinellidae	0.5	0.01	0	0.02	0.01	0	0.03	0.09	0.04
14.	Elateridae	0.01	0	0	0	0	0	0	0	0
15.	Anthicidae	0.01	0.01	0	0	0	0	0.01	0	0
	Odonata	0.06	0	0	0	0	0	0	0	0
16.	Coenagrionidae	0.05	0	0	0	0	0	0	0	0
17.	Libellulidae	0.01	0	0	0	0	0	0	0	0
	Orthoptera	0.02	0	0	0	0	0	0	0	0
18.	Tettigonidae	0.02	0	0	0	0	0	0	0	0
	Hymenoptera	0.01	0	0	0	0	0.02	0	0	0
19.	Formicidae	0.01	0	0	0	0	0.02	0	0	0
	Diptera	0.01	0	0	0	0	0	0	0	0
20.	Syrphidae	0.01	0	0	0	0	0	0	0	0
	Mantodea	0.01	0	0	0	0	0	0	0	0
21.	Mantidae	0.01	0	0	0	0	0	0	0	0
		2.74	0.38	0.18	0.1	0.04	0.08	0.12	0.09	0.05
		51	15	14	7	4	5	9	5	4

Remarks: A = rice; B = *Zinnia* sp.; C = *Tagetes erecta*; D = *Cosmos caudatus*; E = *Sesamum indicum*; F = *Vigna unguiculata*; G = *Momordica charantia*; H = *Cucumis sativus*; I = *Luffa acutangula*

Table 2. Families of parasitoid found on rice, refugia, and vegetables

No.	Class/ Ordo/ Family	Habitat (individual/net or individual/flower)								
		A	B	C	D	E	F	G	H	I
	Insecta	0.37	0.15	0.05	0.02	0.06	0.03	0.13	0.01	0.04
	Hymenoptera	0.34	0.13	0.02	0	0.01	0.01	0.08	0.01	0.02
1.	Ichneumoidae	0.01	0	0	0	0	0	0	0	0
2.	Eulophidae	0.02	0.03	0	0	0	0	0.01	0	0
3.	Scelionidae	0	0	0.01	0	0	0	0	0	0
4.	Braconidae	0.13	0.07	0.01	0	0	0.01	0.05	0.01	0
5.	Trichogrammatidae	0	0	0	0	0	0	0.01	0	0
6.	Perilampidae	0.01	0	0	0	0	0	0.01	0	0.01
7.	Ceraphronidae	0.04	0.02	0	0	0	0	0	0	0.01
8.	Pamphiliidae	0.02	0	0	0	0	0	0	0	0
9.	Encyrtidae	0.02	0	0	0	0	0	0	0	0
10.	Eupelmidae	0.01	0.01	0	0	0	0	0	0	0
11.	Heloridae	0.02	0	0	0	0	0	0	0	0
12.	Pteromalidae	0.03	0	0	0	0.01	0	0	0	0
13.	Chalcididae	0.01	0	0	0	0	0	0	0	0
14.	Eurytomidae	0.02	0	0	0	0	0	0	0	0
	Diptera	0.03	0.02	0.03	0.02	0.05	0.02	0.05	0	0.02
15.	Tachinidae	0.02	0.01	0.02	0.02	0.05	0.02	0.04	0	0.01
16.	Cryptochetidae	0	0.01	0.01	0	0	0	0	0	0
17.	Sarcophagidae	0.01	0	0	0	0	0	0.01	0	0.01
Total Abundance (N)		0.37	0.15	0.05	0.02	0.06	0.03	0.13	0.01	0.04
Number of Species (S)		19	7	4	1	2	2	6	1	4

Remarks: A = rice; B = *Zinnia* sp.; C = *Tagetes erecta*; D = *Cosmos caudatus*; E = *Sesamum indicum*; F = *Vigna unguiculata*; G = *Momordica charantia*; H = *Cucumis sativus*; I = *Luffa acutangula*

In rice field, the number of predatory arthropods species was dominant (51 species) compared to refugia and vegetables. In refugia, the predatory arthropods were merely found in *Zinnia* sp. (15 species) and *M. charantia* (9 species) on vegetables. While, the less preferred habitat of predatory arthropods was observed in *S. indicum* (refugia) and *L. acutangula* (vegetable). There are five species that were observed dominant in rice, i.e. *Tetragnatha javana*, *Tetragnatha virescens*, *Tetragnatha mandibulata*, *Paederus fuscipes*, and *Micraspis inops*. Four of the said species (*T. javana*, *T. virescens*, *T. mandibulata*, and *P. fuscipes*) were found in *Zinnia* sp. and only two species, i.e. *T. virescens* and *M. inops* were observed in *M. charantia*. Aside from the five species, several minor predatory

arthropods were also in rice, refugia, and vegetables, like *O. javanus*, *Oxyopes matiensis*, *Menochilus sexmaculatus*, and *Coccinella septempunctata*.

The arboreal predatory arthropods species in rice, refugia, and vegetables found in this study were the important predators attacking insect pests of rice. *T. javana*, *T. virescens*, and *T. mandibulata* belong to the spider family of Tetragnathidae and they can prey on the insects pest from Homoptera and Lepidoptera in rice (Tahir & Butt, 2009). Betz & Tschamntke (2017) stated that the Tetragnathidae also preys on Homoptera (leafhoppers). *P. fuscipes* is reported to be a predator of *Nilaparvata lugens* (Meng et al., 2016), and *M. inops* is an insect pest of rice generalist predator (Karindah, Yanuwadi, Sulistyowati, & Green, 2011). *O. javanus* effectively

Tili Karenina et al.: *Arthropods Inhabiting Adaptive Vegetables and Refugia*.....

preys on *Hieroglyphus banian*, *Sogetella furcilera*, *Marasmia patnalis*, and *Scripophaga innotata* (Tahir & Butt, 2009). *T. virescens* effectively controls *S. furcifera* (Prasad, Prabhu, & Balikai, 2010). Coccinellidae preys on *N. virescens*, *N. lugens*, and *S. furcifera* (Shanker et al., 2018).

Number parasitoid species were merely found in rice (19 species) compared to refugia and vegetables. In refugia the highest parasitoid was found in *Zinnia* sp. (7 species), *M. charantia* (6 species) in vegetables (Table 2). The most abundant parasitoids found in rice were *Cardiochiles* sp. (0.09 individual/flower), and this species was also found in *Zinnia* sp. (0.04 individual/flower), *M. charantia* (0.05 individual/flower), and *C. sativus* (0.01 individual/flower). *Cardiochiles* sp. was reported to be an effective parasitoid for *C. medinalis* control in rice (Behera, 2012). Aside from the *Cardiochiles* sp., several parasitoids were also observed in *Zinnia* and *M. charantia*. Existed in *Zinnia*, *Snellenius* sp. was reported to be a parasitoid of *Spodoptera litura* larvae (Javier & Ceballo, 2018) and *Elasmus* sp. was a parasitoid of *Dominulus polystes* (Gumovsky, Rusina, & Firman, 2007). *Blondelia* sp. found in *M. charantia* generally attacked the Lepidoptera of the Geometridae family (Cutler, Garipey, De Silva, & Hillier, 2015).

Between refugia and vegetables, the abundance of predatory arthropods was found higher in *Zinnia* sp., *T. erecta*, and *M. charantia*. At the same time, parasitoid was higher in *Zinnia* sp., *S. indicum*, and *M. charantia* (Fig. 1). Refugia and vegetables were preferred by both entomophagous arthropods because of their morphological features with a long flower opening (Jennings, Longcore, & Bird, 2017), and the availability of floral nectar and pollen (Eggs & Sanders, 2013; Foti et al., 2017). The yellow petal of *T. erecta*, *S. indicum*, and *M. charantia* was seemed to be an important factor of the entomophagous arthropods settlement (Fig. 2). These findings was in line with the report of Rocha-Filho & Rinaldi (2011), that yellow flower was merely preferred compared to white and pink flowers. Having red petals, *Zinnia* sp. was also found to be preferred due to its longest blooming period (23.67 days) compared to other planted refugia and vegetable crops (Wahocho, Miano, Memon, & Wahocho, 2016). The flower shape was also determined the arthropods preference. The rossete flower shape of *Zinnia* sp., *T. erecta* and *M. charantia* were reported to have high attraction for predator and parasitoid,

thus longer to be visited by arthropods (Jennings, Longcore, & Bird, 2017). Pollen and nectar of the refugia and vegetable flowers also become other beneficial factor for arthropods, like spiders (Eggs & Sanders, 2013) and parasitoids (Foti et al., 2017) to stay longer.

The visiting periods between predators and parasitoids were also different. Predators, especially spiders, usually found in refugia and vegetables at 7-8 am and 4-5 pm (Fig. 3). While, the parasitoid generally visited the flowers at 7 am to 8 pm (Fig. 4).

Zinnia sp., *T. erecta*, and *M. charantia* were visited by the predators in the morning and evening, and more often than other refugia or vegetable species. This is related to the longer flower opening period in *Zinnia* sp. Predators generally visit refugia and vegetables in the morning and evening since it is related with the existence of preys. The duration needed by the predators for hunting their preys is more longer than those needed by the parasitoids, for example, spider periods of predation ranging from 5 a.m. to 10 p.m. (Arango, López-Portillo, Parra-Tabla, Hernández-Salazar, & Rico-Gray, 2012), but the parasitoid generally visited the plants in the morning and these related with the period of flower opening. Most of refugia and vegetables flowers open in the morning and the opening flower is an indication of nectar and pollen availability. According to Schmidt, Orosz-Kovács, & Farkas (2012), parasitoids feed flower nectar and pollen in the morning. Thus, the existence of refugia and vegetables around the rice field is useful in providing alternative habitat and niche for the parasitoid and predator of rice pest insects.

The Community of Arboreal Arthropods in One Rice Growing Season

Arthropods can be grouped into the guilds, i.e., predators, parasitoids, herbivores, and neutral insects. The data showed that predators and parasitoids were commonly found in all planted refugia species. While in all vegetables species, the parasitoids and herbivores were more dominant. In rice, the herbivores were more dominant, followed by predators and the developing herbivore population. The predators played a role in suppressing herbivores compared to the parasitoid population in rice (Herlinda et al., 2018; Settle et al., 1996). Since the herbivore is the predators prey, then the higher the herbivore population would induce the increase of the predators.

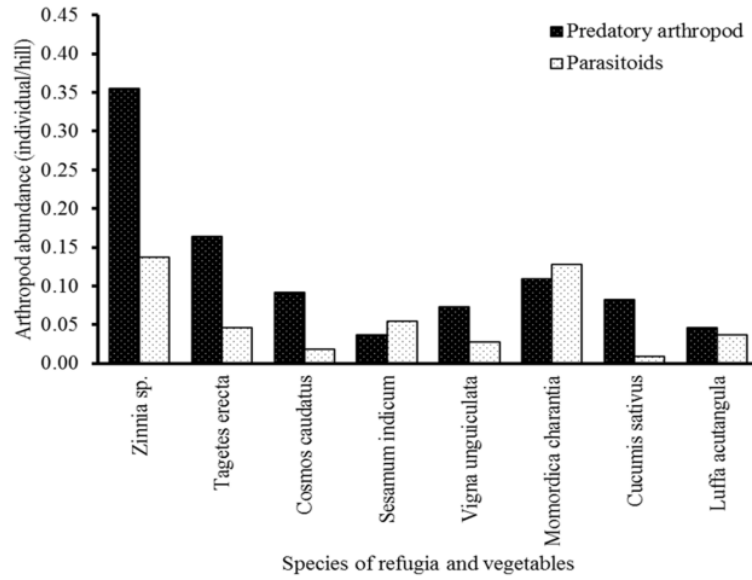


Fig. 1. Abundance of predatory arthropods and parasitoids inhabiting refugia and vegetables




Fig. 2. Flower of refugia and vegetables: zinnia (a), marigold (b), yellow ray flower (c), sesame (d), cowpea (e), bitter melon (f), cucumber (g), ridged gourd (h)

Tili Karenina et al.: Arthropods Inhabiting Adaptive Vegetables and Refugia.....

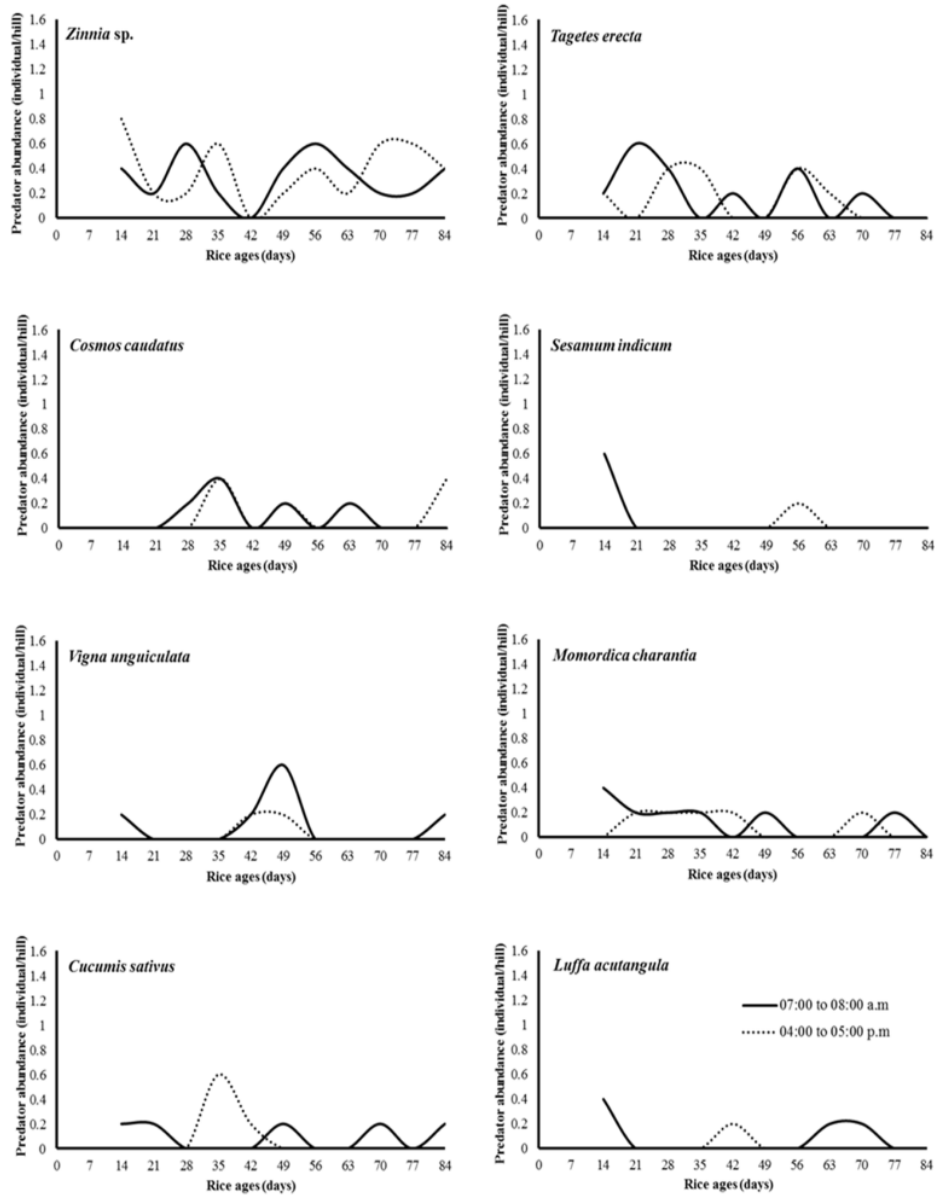


Fig. 3. Predatory abundance found on refugia and vegetables in the period of 14-84 days after rice transplanting

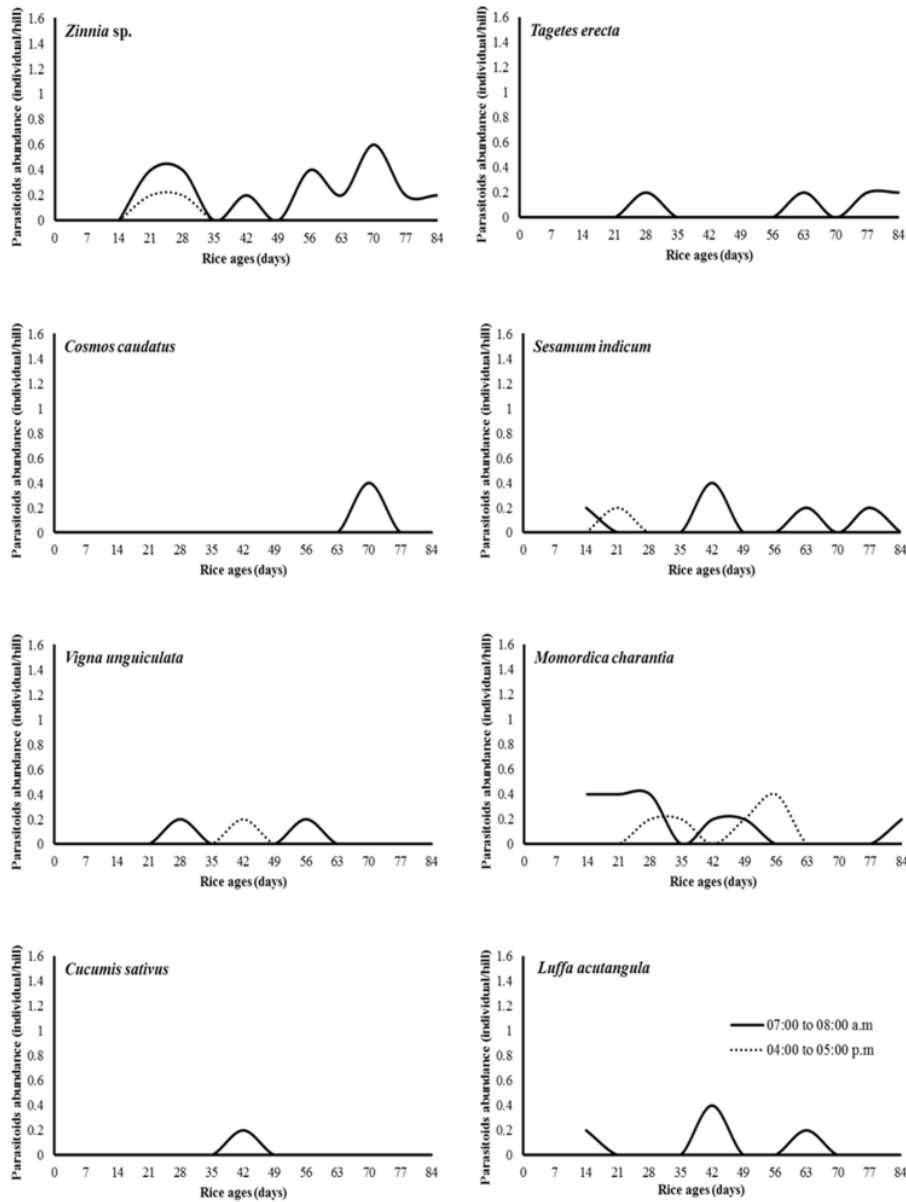


Fig. 4. Parasitoid abundance found on refugia and vegetables in the period of 14-84 days after rice transplanting or during a rice season

An interesting phenomenon was found in refugia, especially in *Zinnia* sp. Parasitoids and predators were found more abundant at the beginning of rice growth stage. At the same time, when the rice was at 35 DAT, the population of both entomophagous arthropods at *Zinnia* sp. began to decrease. In contrast, in the early rice planting, the parasitoid population began to increase at 42 DAT, and the predator began to increase at 21 DAT. According to Settle et al. (1996) the population of arthropods in rice is affected by the movement of the entomophagous arthropods from non-crop plants and vegetables to rice, and vice versa. This can occur if habitat and other niches are available around the rice fields that are appropriate for the arthropods. When the rice was at the vegetative stage, the predatory arthropods inhabiting rice, vegetables, and

refugia generally have the similar high community, except the arthropod that inhabits cowpea (Fig. 5a). The predatory arthropods gathered from these plants include *Pardosa pseudoannulata*, *Cyrtophora koronadalensis*, and *Neoscona theisi* that were categorized as hunting spiders. Species composition in rice, refugia, and vegetables had high similarity based on the observation on predatory arthropods migration from from rice to vegetables and refugia or vice versa. Their movement was caused by the herbivores inhabited in rice, such as *N. lugens*, *Sogatella furcifera*, and *Spodoptera* sp. (Fig. 5c) which were the main prey for the predatory arthropods, including their alternative preys like neutral insect, such as *Tetanocera* sp., *Tipula maxima*, and *Psorophora* sp. (Fig. 5d).




Fig. 5. Composition of predatory arthropods (a), parasitoids (b), herbivores (c), and neutral insects (d) found during rice vegetative stage; arthropods (o); plant (Δ)

The parasitoid species composition in rice was highly similar to the parasitoid in *Zinnia* sp. and bitter melon (Fig 5b) indicating that Zinnia and bitter melon were also preferred by parasitoids as habitat and alternative niche. In line with Settle et al. (1996), the movement of spiders among habitats was due to generalist predators on hunting prey in alternative habitat. The species of parasitoid composition in rice were generally similar to those in the vegetable and refugia species, except those that inhabiting marigolds and ridged gourd. The species of neutral insects in rice were mostly similar to the neutral species in bitter melon.

When the rice was in the milky stage, the predatory arthropod species composition in rice was quite similar to the arthropods that inhabited in bitter melon, sesame, zinnia, yellow ray flower,

and marigold. The recorded arthropod species in these plants were *Coccinella repanda*, *T. virescens*, *Bathyphantes tagalogensis*, and *O. javanus* (Fig. 6a). The parasitoid species composition inhabiting rice such as *Cardiochiles* sp. and *Sarcophagidae* (Fig. 6b) was quite similar to the parasitoid inhabiting cucumber and bitter melon. The herbivore composition species in rice were similar to those of herbivores inhabiting zinnia and marigolds, particularly *Leptocoris acuta*. The species of herbivores found in rice were *N. lugens*, *S. furcifera*, and *L. acuta* (Fig. 6c). The predatory arthropods found in bitter melon, sesame, zinnia, yellow ray flower, marigold were the predators of *N. lugens*, *S. furcifera*, and *L. acuta* in rice. The neutral insect species (*Chironomus* sp. and *Tipula maxima*) (Fig. 6d) in rice and marigolds were prey for these predatory generalists.

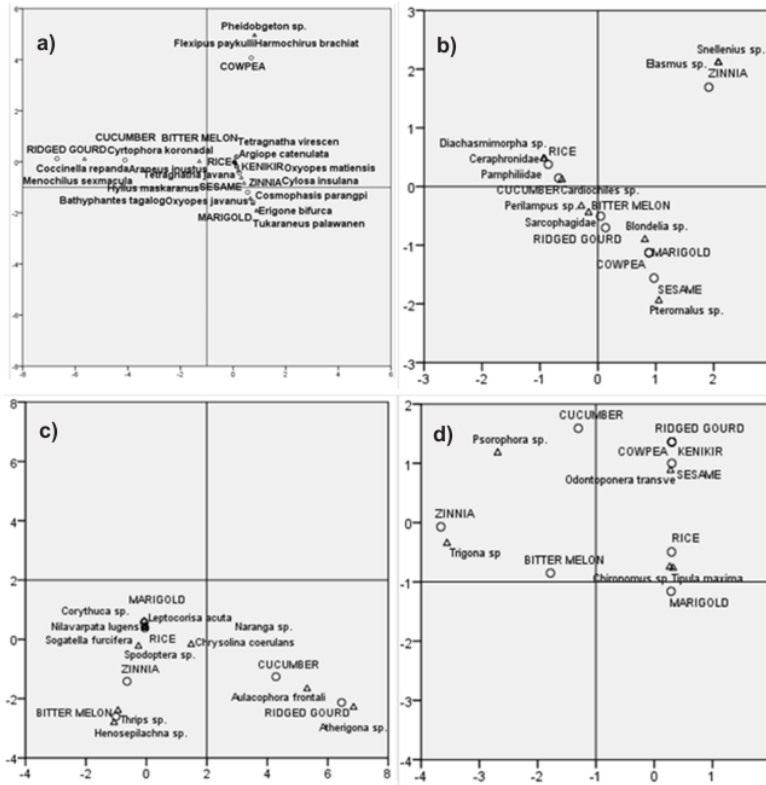


Fig. 6. Composition of predatory arthropods (a), parasitoids (b), herbivores (c), and neutral insects (d) found during rice milky stage; arthropods (o); plant (Δ)

Tili Karenina *et al.*: *Arthropods Inhabiting Adaptive Vegetables and Refugia*.....

Thus, the movement of species from refugia and vegetables to rice occur when the availability of preys in rice field was high for predatory generalists. This result is quite similar to Herlinda *et al.* (2018) and Settle *et al.* (1996). The parasitoid species composition in rice was more similar to that in bitter melon and zinnia. The results of this study also revealed that the predator and parasitoid of rice pests were also found in refugia and vegetables. The refugia species in that the predators and parasitoid were merely found was *Zinnia* sp. In vegetables, bitter melon were observed to give more conducive habitat for predators and parasitoids.

CONCLUSION

Among 4 species of refugia, *Zinnia* sp. had higher settlement of entomophagous arthropods as an alternative habitat in addition to rice. In vegetables, *M. charantia* was the most preferred habitat alternative for the entomophagous arthropods. *M. charantia* was considered more beneficial than *Zinnia* sp. for entomophagous arthropods the conservation. Aside from providing alternative habitat and niche for the entomophagous arthropods, *M. charantia* also increased land productivity.

ACKNOWLEDGEMENT

This research was financially supported by the Program of Professor Research Grant (Penelitian Unggulan Profesi Profesor) of Universitas Sriwijaya, Indonesian Ministry of Research, Technology and Higher Education, the Republic of Indonesia with a budget year of 2018, Contract Number: 0006/UN9/SK.LP2M.PT/2018, 5 June 2018 chaired by Siti Herlinda. We would like to thank to Program Beasiswa SDM IPTEK, Indonesian Ministry of Research, Technology, and Higher Education that has given a scholarship for Tili Karenina, a postgraduate student.

REFERENCES

- Arango, A. M., López-Portillo, J., Parra-Tabla, V., Hernández-Salazar, L. T., & Rico-Gray, J. E. M. (2012). Effect of the spider *Peucea viridans* (oxyopidae) on floral visitors and seed set of *Cnidoscolus multilobus* (euphorbiaceae). *Acta Botanica Mexicana*, 100, 1–14. Retrieved from http://www.scielo.org.mx/scielo.php?script=sci_abstract&pid=S0187-71512012000300001&lng=es&nrm=iso&tng=en
- Bahua, M. I., & Gubali, H. (2020). Direct seed planting system and giving liquid organic fertilizer as a new method to increase rice yield and growth (*Oryza sativa* L.). *AGRIVITA Journal of Agricultural Science*, 42(1), 68–77. <https://doi.org/10.17503/agrivita.v42i1.2324>
- Baptiste, A. K., & Smardon, R. (2012). A review of wetland use and management of the Nariva Swamp, Trinidad. *Caribbean Geography*, 17(1&2), 73–91. Retrieved from https://www.researchgate.net/publication/273001155_A_review_of_wetland_use_and_management_of_the_Nariva_SwampTrinidad
- Barrion, A. T., & Litsinger, J. A. (1995). *Riceland spiders of South and Southeast Asia*. Wallingford, UK: CAB International; Manila, Philippines: International Rice Research Institute. Retrieved from <https://trove.nla.gov.au/work/21883244?q&versionId=46512183>
- Behera, K. S. (2012). Biology of *Cardiochiles nigricollis* Cameron, a Larval Endo-parasitoid of *Cnaphalocrocis medinalis* (Guen.) and *Marasmia exigua* Butler. *Journal of Biological Control*, 26(4), 376–379. Retrieved from <http://www.informaticsjournals.com/index.php/jbc/article/view/3485>
- Benvenuti, S., & Bretzel, F. (2017). Agro-biodiversity restoration using wildflowers: What is the appropriate weed management for their long-term sustainability? *Ecological Engineering*, 102, 519–526. <https://doi.org/10.1016/j.ecoleng.2017.02.062>
- Betz, L., & Tschamtker, T. (2017). Enhancing spider families and spider webs in Indian rice fields for conservation biological control, considering local and landscape management. *Journal of Insect Conservation*, 21, 495–508. <https://doi.org/10.1007/s10841-017-9990-2>
- Bhaskar, B. P., Baruah, U., Vadivelu, S., Raja, P., & Sarkar, D. (2010). Remote sensing and GIS in the management of wetland resources of Majuli Island, Assam, India. *Tropical Ecology*, 51(1), 31–40. Retrieved from http://www.tropecol.com/pdf/open/PDF_51_1/Jour.05.pdf
- Bodlah, I., & Waqar, M. (2013). Pollinators visiting summer vegetables ridge gourd (*Luffa acutangula*), bitter melon (*Momordica charantia* L.) and brinjal (*Solanum melongena*). *Asian Journal of*

Tili Karenina et al.: *Arthropods Inhabiting Adaptive Vegetables and Refugia*.....

- Agriculture and Biology*, 1(1), 8–12. Retrieved from <https://www.asianjab.com/pollinators-visiting-summer-vegetables-ridge-gourd-luffa-acutangula-bitter-gourd-momordica-charantia-l-and-brinjal-solanum-melongena/>
- Cutler, G. C., Garipey, T. D., De Silva, E. C. A., & Hillier, N. K. (2015). High rates of parasitism of blueberry spanworm (Lepidoptera: Geometridae) by Ichneumonidae and Tachinidae in commercial lowbush blueberry fields. *Journal of Pest Science*, 88, 219–223. <https://doi.org/10.1007/s10340-015-0650-6>
- de Faria Lopes, S., Ramos, M. B., & de Almeida, G. R. (2017). The role of mountains as refugia for biodiversity in Brazilian Caatinga: Conservationist implications. *Tropical Conservation Science*, 10, 1–12. <https://doi.org/10.1177/1940082917702651>
- Desai, S. D., Swaminathan, R., & Desai, V. S. (2017). Effect of habitat manipulation on infestation of paddy leaf folder, *Cnaphalocrocis medinalis* (Guenee). *International Journal of Current Microbiology and Applied Sciences*, 6(10), 1469–1477. <https://doi.org/10.20546/ijcmas.2017.610.174>
- Eggs, B., & Sanders, D. (2013). Herbivory in spiders: The importance of pollen for orb-weavers. *PLoS ONE*, 8(11), e82637. <https://doi.org/10.1371/journal.pone.0082637>
- Emile, T., Honorine, N., Thomas, N., & Marie-Anne, S. (2012). Vegetable production systems of swamp zone in urban environment in West Cameroon: Case of Dschang city. *Universal Journal of Environmental Research & Technology*, 2(2), 83–92. Retrieved from <https://www.environmentaljournal.org/2-2/ujert-2-2-9.pdf>
- Foti, M. C., Rostás, M., Peri, E., Park, K. C., Slimani, T., Wratten, S. D., & Colazza, S. (2017). Chemical ecology meets conservation biological control: Identifying plant volatiles as predictors of floral resource suitability for an egg parasitoid of stink bugs. *Journal of Pest Science*, 90, 299–310. <https://doi.org/10.1007/s10340-016-0758-3>
- Ganai, S. A., Ahmad, H., Sharma, D., Sharma, S., Khaliq, N., & Norboo, T. (2017). Diversity of arthropod fauna associated with marigold (*Tagetes erecta* L.) in Jammu. *Journal of Entomology and Zoology Studies*, 5(5), 1940–1943. Retrieved from <http://www.entomoljournal.com/archives/2017/vol5issue5/PartY/5-5-193-255.pdf>
- Gumovsky, A., Rusina, L., & Firman, L. (2007). Bionomics and morphological and molecular characterization of *Elasmus schmitti* and *Baryscapus elasmii* (Hymenoptera: Chalcidoidea, Eulophidae), parasitoids associated with a paper wasp, *Polistes dominulus* (Vespoidea, Vespidae). *Entomological Science*, 10(1), 21–34. <https://doi.org/10.1111/j.1479-8298.2006.00195.x>
- Hanif, K.I., Herlinda, S., Irsan, C., Pujiastuti, Y., Prabawati, G., Hasbi, & Karenina, T. (2020). The impact of bioinsecticide overdoses of *Beauveria bassiana* on species diversity and abundance of not targeted arthropods in South Sumatra (Indonesia) freshwater swamp paddy. *Biodiversitas*, 21(5), 2124–2136. <https://doi.org/10.13057/biodiv/d210541>
- Hassan, K., Pervin, M., Mondal, F., & Mala, M. (2016). Habitat management: A key option to enhance natural enemies of crop pest. *Universal Journal of Plant Science*, 4(4), 50–57. Retrieved from http://www.hrpub.org/journals/article_info.php?aid=5517
- Heinrichs, E. A. (1994). *Biology and management of rice insects*. International Rice Research Institute. Retrieved from https://books.google.co.id/books/about/Biology_and_Management_of_Rice_Insects.html?id=wOtMTN2zcNYC&redir_esc=y
- Herlinda, S., Yudha, S., Thalib, R., Khodijah, Suwandi, Lakitan, B., & Verawaty, M. (2018). Species richness and abundance of spiders inhabiting rice in fresh swamps and tidal lowlands in South Sumatra, Indonesia. *Journal of the International Society for Southeast Asian Agricultural Sciences*, 24(1), 82–93. Retrieved from <https://www.cabdirect.org/cabdirect/abstract/20183221277>
- Hossain, M., Yeasmin, F., Rahman, M., Akhtar, S., & Hasnat, M. (2018). Role of insect visits on cucumber (*Cucumis sativus* L.) yield. *Journal of Biodiversity Conservation and Bioresource Management*, 4(2), 81–88. <https://doi.org/10.3329/jbcm.v4i2.39854>
- Hu, S., Fu, D., Liu, X., Zhao, T., Han, Z., Lü, J., ... Ye, H. (2012). Diversity of planthoppers associated with the winter rice agroecosystems in Southern Yunnan, China. *Journal of Insect Science*, 12, 29. <https://doi.org/10.1673/031.012.2901>
- Janzen, D. H., & Schoener, T. W. (1968). Differences in insect abundance and diversity between wetter and drier sites during a tropical dry season. *Ecology*, 49(1), 96–110. <https://doi.org/10.2307/1933565>

Tili Karenina *et al.*: *Arthropods Inhabiting Adaptive Vegetables and Refugia*.....

- Javier, A. M. V., & Ceballo, F. A. (2018). Life history and biological control potential of *Snellenius manilae* ashmead (Hymenoptera: Braconidae), a parasitoid of *Spodoptera litura* fabricius (Lepidoptera: Noctuidae). *Philippine Agricultural Scientist*, 101(2), 148–157.
- Jennings, D. T., Longcore, J. R., & Bird, J. E. (2017). Spiders (Araneae) inhabit lepidopteran-feeding shelters on ferns in Maine, USA. *Journal of the Acadian Entomological Society*, 13, 5–14. Retrieved from https://acadianes.org/journal/papers/jennings_16-3.pdf
- Kalshoven, L. G. E. (1981). *Pests of crops in Indonesia*. (P. A. van der Laan & G. H. L. Rothschild, Eds.). Jakarta: PT. Ichtiar Baru : Van Hoeve. Retrieved from <https://www.worldcat.org/title/pests-of-crops-in-indonesia/oclc/964210647>
- Karenina, T., Herlinda, S., Irsan, C., & Pujiastuti, Y. (2019). Abundance and species diversity of predatory arthropods inhabiting rice of refuge habitats and synthetic insecticide application in freshwater swamps in South Sumatra, Indonesia. *Biodiversitas*, 20(8), 2375–2387. <https://doi.org/10.13057/biodiv/d200836>
- Karindah, S., Yanuwadi, B., Sulistyowati, L., & Green, P. T. (2011). Abundance of *Metioche vittalcolis* (Orthoptera: Gryllidae) and natural enemies in a rice agroecosystem as influenced by weed species. *AGRIVITA Journal of Agricultural Science*, 33(2), 133–141. Retrieved from <https://agrivita.ub.ac.id/index.php/agrivita/article/view/55>
- Kaur, G., & Sangha, K. (2016). Evaluation of yellow sticky trap shapes for capturing alate insects in chilli agroecosystem. *Journal of Insect Science*, 29(1), 67–72. Retrieved from <http://www.insais.org/wp-content/themes/WTheme/manuscripts/48e59e109e03ff5ce71c8cdd0148809013.pdf>
- Lakitan, B., Alberto, A., Lindiana, L., Kartika, K., Herlinda, S., & Kurnianingsih, A. (2018). The benefits of biochar on rice growth and yield in tropical riparian wetland, South Sumatra, Indonesia. *Chiang Mai University Journal of Natural Sciences*, 17(2), 111–126. <https://doi.org/10.12982/CMUJNS.2018.0009>
- Lakitan, B., Lindiana, L., Widuri, L. I., Kartika, K., Siaga, E., Meihana, M., & Wijaya, A. (2019). Inclusive and ecologically-sound food crop cultivation at tropical non-tidal wetlands in Indonesia. *AGRIVITA Journal of Agricultural Science*, 41(1), 23–31. <https://doi.org/10.17503/agrivita.v40i0.1717>
- Margono, B. A., Bwangoy, J.-R. B., Potapov, P. V., & Hansen, M. C. (2014). Mapping wetlands in Indonesia using landsat and PALSAR data-sets and derived topographical indices. *Geo-Spatial Information Science*, 17(1), 60–71. <https://doi.org/10.1080/10095020.2014.898560>
- Masika, F. B., Masanza, M., Aluana, G., Barrigossi, A. F., & Kizito, E. B. (2017). Abundance, distribution and effects of temperature and humidity on arthropod fauna in different rice ecosystems in Uganda. *Journal of Entomology and Zoology Studies*, 5(5), 964–973. Retrieved from <http://www.entomoljournal.com/archives/2017/vol5issue5/PartM/5-4-120-357.pdf>
- McAlpine, J. F., Petersen, B. V., Shewell, G. E., Teskey, H. J., Vockeroth, J. R., & Wood, D. M. (1987). *Manual of Nearctic Diptera*. Canada: Research Branch Agriculture. Retrieved from https://books.google.co.id/books/about/Manual_of_Nearctic_Diptera.html?id=KzIIAQAAMAJ&redir_esc=y
- McCabe, E., Loeb, G., & Grab, H. (2017). Responses of crop pests and natural enemies to wildflower borders depends on functional group. *Insects*, 8(3), 73. <https://doi.org/10.3390/insects8030073>
- Meng, J., Mabubu, J. I., Han, Y., He, Y., Zhao, J., Hua, H., ... Wu, G. (2016). No impact of transgenic cry1C rice on the rove beetle *Paederus fuscipes*, a generalist predator of brown planthopper *Nilaparvata lugens*. *Scientific Reports*, 6, 30303. <https://doi.org/10.1038/srep30303>
- Niba, A. S. (2011). Arthropod assemblage dynamics on cowpea (*Vigna unguiculata* L. Walp) in a subtropical agro-ecosystem, South Africa. *African Journal of Agricultural Research*, 6(4), 1009–1015. Retrieved from <https://academicjournals.org/journal/AJAR/article-full-text-pdf/D7DF9B637246>
- Prasad, R., Prabhu, S. T., & Balikai, R. A. (2010). Incidence of white backed plant hopper on rice and its predators under rainfed ecosystems and their correlation with weather parameters. *Research Journal of Agricultural Sciences*, 1(4), 322–326. Retrieved from <http://delphacid.s3.amazonaws.com/6679.pdf>
- Raffaelli, D., & Hall, S. J. (1992). Compartments and predation in an estuarine food web. *The Journal of Animal Ecology*, 61(3), 551–560. <https://doi.org/10.2307/5610>

Tili Karenina *et al.*: *Arthropods Inhabiting Adaptive Vegetables and Refugia*.....

- Rocha-Filho, L., & Rinaldi, I. (2011). Crab spiders (Araneae: Thomisidae) in flowering plants in a Brazilian "Cerrado" ecosystem. *Brazilian Journal of Biology*, 71(2), 359–364. <https://doi.org/10.1590/s1519-69842011000300004>
- Schmidt, K., Orosz-Kovács, Z., & Farkas, Á. (2012). Nectar secretion dynamics in some raspberry and blackberry cultivars. *The International Journal of Plant Reproductive Biology*, 4(2), 147–150. Retrieved from https://www.researchgate.net/publication/233808478_Nectar_secretion_dynamics_in_some_raspberry_and_blackberry_cultivars
- Settle, W. H., Ariawan, H., Astuti, E. T., Cahyana, W., Hakim, A. L., Hindayana, D., ... Sartanto. (1996). Managing tropical rice pests through conservation of generalist natural enemies and alternative prey. *Ecology*, 77(7), 1975–1988. <https://doi.org/10.2307/2265694>
- Shanker, C., Chintagunta, L., Muthusamy, S., Vailla, S., Srinivasan, A., & Katti, G. (2018). Flora surrounding rice fields as a source of alternative prey for coccinellids feeding on the pests of rice. *European Journal of Entomology*, 115, 364–371. <https://doi.org/10.14411/EJE.2018.036>
- Siaga, E., Lakitan, B., Hasbi, Bernas, S. M., Wijaya, A., Lisda, R., ... Meihana, M. (2018). Application of floating culture system in chili pepper (*Capsicum annum* L.) during prolonged flooding period at riparian wetland in Indonesia. *Australian Journal of Crop Science*, 12(05), 808–816. <https://doi.org/10.21475/ajcs.18.12.05.PNE1007>
- Susilawati, & Lakitan, B. (2019). Cultivation of common bean (*Phaseolus vulgaris* L.) subjected to shallow water table at riparian wetland in South Sumatra, Indonesia. *Australian Journal of Crop Science*, 13(01), 98–104. <https://doi.org/10.21475/ajcs.19.13.01.p1298>
- Suwandi, Ammar, M., & Irsan, C. (2012). Aplikasi ekstrak kompos meningkatkan hasil dan menekan penyakit padi sistem ratun di sawah pasang surut kabupaten Banyuasin. *Jurnal Lahan Suboptimal*, 1(2), 116–122. Retrieved from <http://www.jlsuboptimal.unsri.ac.id/index.php/jlso/article/view/15>
- Tahir, H. M., & Butt, A. (2009). Predatory potential of three hunting spiders inhabiting the rice ecosystems. *Journal of Pest Science*, 82, 217–225. <https://doi.org/10.1007/s10340-008-0242-9>
- Wahocho, S. A., Miano, T. F., Memon, N. U. N., & Wahocho, N. A. (2016). Photoperiodic effect on vegetative growth and flower quality of Zinnia (*Zinnia elegans* Jacq.). *Sarhad Journal of Agriculture*, 32(4), 258–423. Retrieved from http://researcherslinks.com/current-issues/Photoperiodic-Effect-on-Vegetative-Growth-and-Flower-Quality-of-Zinnia-Zinnia_elegans_Jacq/14/1/259/html
- Widuri, L. I., Lindiana, L., Kartika, K., Siaga, E., Meihana, M., Hasmeda, M., ... Lakitan, B. (2016). Identifikasi kebutuhan petani dan permasalahan budidaya sayuran di lahan rawa lebak menggunakan grounded theory. In *Prosiding Seminar Nasional Lahan Suboptimal 2016* (pp. 587–594). Palembang: PUR-PLSO Universitas Sriwijaya. Retrieved from http://pur-plso.unsri.ac.id/userfiles/71_HAL_587-594_Laily-ilman-widuri-identifikasi-kebutuhan-petani-lahan-rawa-lebak.pdf
- Zhu, P., Wang, G., Zheng, X., Tian, J., Lu, Z., Heong, K. L., ... Gurr, G. M. (2015). Selective enhancement of parasitoids of rice Lepidoptera pests by sesame (*Sesamum indicum*) flowers. *BioControl*, 60, 157–167. <https://doi.org/10.1007/s10526-014-9628-1>

Arboreal Entomophagous Arthropods of Rice Insect Pests Inhabiting Adaptive Vegetables and Refugia in Freshwater Swamps of South Sumatra

ORIGINALITY REPORT

2%

SIMILARITY INDEX

%

INTERNET SOURCES

2%

PUBLICATIONS

%

STUDENT PAPERS

MATCH ALL SOURCES (ONLY SELECTED SOURCE PRINTED)

1%

★ Siti Herlinda, Mimma Gustianingtyas, Suwandi Suwandi, Radix Suharjo, Jelly Milinia Puspita Sari, Ragil Putri Lestari. "Endophytic fungi confirmed as entomopathogens of the new invasive pest, the fall armyworm, *Spodoptera frugiperda* (JE Smith) (Lepidoptera: Noctuidae), infesting maize in South Sumatra, Indonesia", *Egyptian Journal of Biological Pest Control*, 2021

Publication

Exclude quotes On

Exclude matches < 1%

Exclude bibliography On