

Textural properties of laksa noodle as affected by rice flour particle size

By Nura Malahayati

3 Textural properties of laksa noodle as affected by rice flour particle size

10
Nura, M., *Kharidah, M., Jamilah, B. and Roselina, K.

Faculty of Food Science and Technology, Universiti Putra Malaysia, 43400 UPM
Serdang, Selangor, Malaysia

Abstract: This study examined the physicochemical properties of rice flours with five different particle sizes (≤ 63 , 80, 100, 125, and 140 μm) prepared by dry milling and their effects on textural properties of laksa noodles. Rice flour with the smallest particle size had the highest water absorption index, peak viscosity, hot paste viscosity, breakdown, final or cold paste viscosity and gel hardness, but the lowest gelatinization temperature. Reduction of rice flour particle size improved textural properties of laksa noodle. Laksa noodle produced from rice flour with the smallest particle size had the best textural properties.

Keywords: Rice flour, particle size, physicochemical, textural, laksa noodle

Introduction

2
Laksa noodle, produced from rice flour, is one of the most popular and widely consumed noodles in Southeast Asia. Different from rice vermicelli, laksa noodle has a larger diameter and looks like white spaghetti. There are two types of laksa noodles available in the market: 2 fresh and dried. Similar to rice vermicelli, laksa noodles are made from long-grain rice with medium to high amylose content (>22 g/100 g) (Juliano and Sakurai, 1985; Tungtrakul *et al.*, 1988; Fu, 2007) that plays a critical role in creating a gel network and setting the noodle structure (Mestres *et al.*, 1988).

Cooking and textural qualities are two main attributes of rice noodle and vermicelli quality (Tungtrakul *et al.*, 1988; Bhattacharya *et al.*, 1999; Yoenyongbuddhagal and Noomhorm, 2002; Vangsawasdi *et al.*, 2002; Horndok and Noomhorm, 2007). However, textural quality of cooked noodles is the most important characteristic that determines consumer acceptance. Previous studies reported that certain 5 physicochemical properties of rice flour, including flour swelling power, pasting properties, and gel hardness were highly correlated 2 the textural quality of rice noodle and vermicelli (Bhattacharya *et al.*, 1999; Yoenyongbuddhagal and Noomhorm, 2002; Horndok and Noomhorm, 2007).

Textural quality of noodle was found to be affected by flour particle size. Flour with fine particle size gave cooked wheat noodles with the best textural parameters (Hatcher *et al.*, 2002). Similarly, sorghum flour with smaller particle size produced stronger and firmer noodle (Suhendro *et al.*, 2000). Yoenyongbuddhagal and Noomhorm (2002) reported that reduction of particle size in wet-milled rice flour

1
produced acceptable vermicelli 3 terms of cooking and textural quality. The effect of flour particle size on the textural properties 3 of laksa noodle, however, has not been studied. In this study, the physicochemical properties of 3 milled rice flours with five different particle sizes and their effects on textural properties of laksa noodle were determined.

Materials and Methods

Sample preparation

Malaysian rice with medium amylose content was procured from a local supermarket. In the preparation of the flour, rice grains were dry-milled (Good and Well, 4 Malaysia) using a rice miller with a 200 μm sieve. Rice flour sample was placed in a sieving machine (Fritsch Analysetechnik 3, Germany) with 200 mm diameter sieves of particle sizes 63, 80, 100, 125, and 140 μm . The processing of laksa noodle was adopted from home industries with some modification. Rice flour with each particle size was mixed with boiled water. The amount of boiled water added was 60% of the total weight of dough formed. The mixture was kneaded until the dough was well homogenized. The kneaded dough was extruded through the holes (3 mm in diameter) of a cylindrical shaped mould. The extruded noodle was then boiled in water until it floated (10 min) 11 then transferred into cooled water, strained, and dried at 40°C until the final moisture was about 10-12%.

Chemical analyses of rice flour

Ash and moisture contents were determined using the AOAC methods 923.03 and 925.10, respectively (AOAC, 2005). Total fat was determined with FOSS Soxtec Automated System 2050 (FOSS, Sweden)

*Corresponding author.

Email: kharidah@putra.upm.edu.my

Tel: +603 89468394/8353; Fax: +603 89423552

which complied with AOAC method 920.85 (AOAC, 2005). Total protein was determined using Kjeldahl method based on AOAC method 920.87 (AOAC, 2005). The amylose content was determined using FIAstar™ method (FOSS, Sweden).

Physical properties of rice flour

Water Absorption Index (WAI) was determined using Anderson *et al.* (1969) method. Pasting properties were determined using a Rapid Viscosity Analyzer (RVA) (Newport Scientific, Australia) based on AACC method 61-02 (AACC, 2000). The cold paste from the RVA test run was used to determine its gel hardness with a Texture Analyzer (TA.XT.plus, Stable Micro System, UK) following the method of Yoenyongbuddhagal & Noomhorm (2002).

Textural properties of laksa noodle

Texture profile analysis (TPA) of cooked laksa noodle was determined with a Texture Analyzer following the method of Bhattacharya *et al.* (1999) method.

Sensory evaluation

Sensory evaluation of cooked laksa noodle prepared using flours with five different particle sizes (≤ 63 , 80, 100, 125, and 140 μm) was carried out with fifty panelists comprising of students and staff on Faculty of Food Science and Technology, Universiti Putra Malaysia. Testing was conducted in the sensory laboratory. Panelists were required to evaluate the aroma, appearance, taste, texture, and overall acceptability of the cooked laksa noodles using the 9-point hedonic scale with 1=dislike extremely, 2=dislike very much, 3=dislike moderately, 4=dislike slightly, 5=neither like nor dislike, 6=like slightly, 7=like moderately, 8=like very much, and 9=like extremely.

Statistical analysis

Laksa noodle production and all analyses were performed in triplicates. Data were subjected to analysis of variance (ANOVA) followed by Fisher's least significant difference test (LSD) to compare treatment means; differences were considered at significant level of 95% ($P < 0.05$) (SPSS v.17 software).

Results and Discussion

Chemical analyses of rice flour

Proximate compositions of the rice flours with different particle sizes are presented in Table 1. The moisture content was 8.50-8.58% for all samples.

Total ash and protein contents were 0.40-0.48% and 7.37-7.45%, respectively. The fat content of all samples was 0.45-0.69%. Amylose content was 23.14-23.30% for all samples.

Table 1. Chemical compositions of rice flours with different particle sizes

Particle size (μm)	Moisture (%)	Ash (%)	Protein (%)	Fat (%)	Amylose (%)
≤ 63	8.58 \pm 0.01	0.48 \pm 0.09	7.37 \pm 0.06	0.67 \pm 0.00	23.14 \pm 0.08
80	8.52 \pm 0.01	0.47 \pm 0.03	7.37 \pm 0.06	0.69 \pm 0.11	23.30 \pm 0.19
100	8.50 \pm 0.07	0.42 \pm 0.01	7.43 \pm 0.01	0.45 \pm 0.01	23.29 \pm 0.05
125	8.58 \pm 0.03	0.41 \pm 0.01	7.44 \pm 0.01	0.57 \pm 0.10	23.28 \pm 0.16
140	8.57 \pm 0.01	0.40 \pm 0.00	7.45 \pm 0.00	0.65 \pm 0.15	23.19 \pm 0.12

Values are means \pm standard deviations of triplicate determinations.

Physical properties of rice flour

The WAI and gel hardness of rice flours with different particle sizes are shown in Figure 1 and 2, respectively. The WAI was 66.17-83.70% for all samples. Figure 1 shows that flour particle size was inversely proportional to the WAI. Smaller particles have higher surface area for water absorption to occur. The gel hardness of all samples ranged from 30.00-59.67 g. The gel hardness was also inversely proportional to the particle size of the flour (Figure 2). The smaller the rice flour particle size, the more amylose was released into the starch gel which could result in rapid retrogradation. The retrograded starch gel could increase the gel hardness. Gel hardness of flour was considered to be a dominant factor for texture of cooked noodle (Bhattacharya *et al.*, 1999; Yoenyongbuddhagal and Noomhorm, 2002; Hormdok and Noomhorm, 2007).

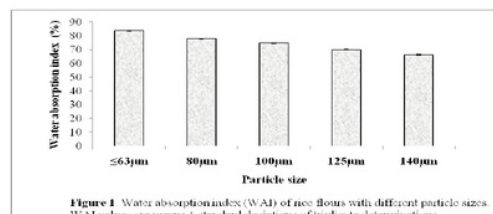


Figure 1. Water absorption index (WAI) of rice flours with different particle sizes. WAI values are means \pm standard deviations of triplicate determinations.

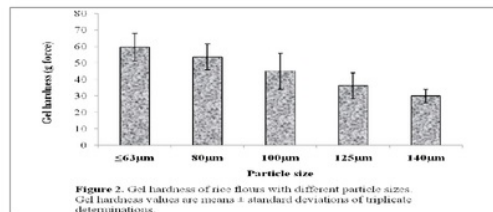


Figure 2. Gel hardness of rice flours with different particle sizes. Gel hardness values are means \pm standard deviations of triplicate determinations.

Pasting properties of rice flours

The pasting properties of rice flours with different particle sizes are presented in Figure 3 and Table 2, respectively. Pasting temperatures of rice flour samples were 80.81-82.37°C. PT was reduced as particle size decreased ($P < 0.05$). This might be due to the smaller particle size of rice flour that could rapidly absorb water and its starch granules quickly

3
Table 2. Pasting properties of rice flours with different particle sizes

Particle size (µm)	PV (RVU)	HPV (RVU)	BD (RVU)	FV (RVU)	SB (RVU)	PT (°C)
≤63	237.36a±1.28	160.56a±2.65	76.81a±3.62	332.53a±5.76	95.17a±6.57	80.81a±0.15
80	232.17b±1.26	159.17a±8.03	73.00b±9.27	327.97ab±4.71	95.81a±5.97	80.97a±0.51
100	229.08bc±1.59	156.53ab±2.87	72.56a±4.44	326.14ab±1.98	97.06a±3.54	81.40b±0.00
125	226.58c±2.76	154.78ab±4.09	71.81a±2.68	321.86bc±4.44	95.28a±2.51	81.52b±0.06
140	221.21d±1.04	150.67b±0.50	70.54a±1.54	317.38c±4.88	96.17a±5.92	82.37c±0.30

PV = peak viscosity, HPV = hot paste viscosity, BD = breakdown (RVU), FV = final viscosity, SB = setback (RVU). Measured in RVU (Rapid Visco Analyser Unit). PT = pasting temperature (measured in °C).

Means for each characteristic followed by the same letter within the same column are not significantly different at P<0.05 by LSD test.

Table 3. Textural properties of laksa noodle prepared using flours with different particle sizes

Particle size (µm)	Hardness (g)	Adhesiveness (gs)	Springiness	Cohesiveness	Chewiness (gmm)
≤63	2369.00a±8.06	87.93a±12.94	0.78a±0.16	0.49a±0.04	911.67a±27.82
80	2186.00ab±18.71	56.67b±17.79	0.67ab±0.06	0.52ac±0.03	774.67ab±15.64
100	2168.67ab±4.74	60.00b±22.54	0.70ab±0.01	0.51a±0.02	775.67ab±51.05
125	2063.67bc±9.30	51.00b±7.00	0.72ab±0.04	0.48ab±0.02	704.67ab±28.11
140	1848.67c±4.80	49.00b±9.00	0.68ab±0.44	0.42b±0.05	535.67b±10.58

Means are means ± standard deviations of triplicate determinations.

Means for each characteristic followed by the same letter within the same column are not significantly different at P<0.05 by LSD test.

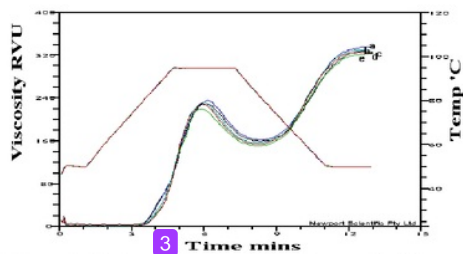


Figure 3. Pasting properties of rice flours with different particle sizes. Samples are indicated as: a (≤63 µm); b (80 µm); c (100 µm); d (125 µm); and e (140 µm).

swelling resulting in easily gelatinizing of starch at lower temperature.

Peak viscosity (PV), hot paste viscosity (HPV), breakdown (BD), final or cold paste viscosity (FV), and setback (SB) of rice flour samples varied from 221.21-237.36 RVU, 150.67-160.56 RVU, 70.54-76.81 RVU, 317.38-332.53 RVU, and 95.17-97.06 RVU, respectively. PV, HPV, BD, and FV of largest particle size rice flour were significantly lower than those from the smaller particle size (P<0.05). These results indicated that rice flour with the smaller particle size reached the onset gelatinization temperature faster and exhibited higher thickening behavior than that of the larger particle sized flour. The term SB which indicates the retrogradation tendency was relatively high in all the five flours studied. This could be due to the higher amylose released in starch gel which resulted in rapid retrogradation, and as expected, the texture was harder after cooling.

Textural properties of laksa noodle

The results from TPA (Table 3) showed that textural properties of laksa noodle were affected by rice flour particle size. Hardness, adhesiveness,

springiness, and chewiness of laksa noodles prepared from small particle sized flour were significantly higher than those prepared from large particle sized flour (P<0.05). This indicated that the laksa noodles had firmer texture, less stickiness, higher springiness, and chewiness, representing better quality of laksa noodle. The result was also in agreement with the findings of Yoenyongbuddhagal and Noomhorm (2002), Hatcher *et al.* (2002) and Suhendro *et al.* (2000) in which reduction of flour particle size improved textural properties of noodles.

It was caused by the fact that the starch granules in laksa noodle prepared from finer flours were more completely gelatinized than those prepared from coarser flours, since more heat and water penetrated into the cores of the starch granules in the flours with smaller particle sizes. This condition was supported by the lower PT. The higher paste viscosities (PV, HPV, BD and FV) for finer rice flour (Table 2) indicated a higher proportion of gelatinized starches for rice flours with smaller particle sizes. The amount of gelatinized starch was important for rice noodle structure which functioned as binding agent during extrusion (Fu, 2007). In addition, the increased gelatinized starch improved textural quality of laksa noodle. Therefore, the rice flour samples with smaller particle size produced better laksa noodle.

Sensory evaluation

Results of sensory evaluation in terms of aroma, appearance, taste, texture, and overall acceptability are presented in Table 4. The evaluation of sensory attributes of laksa noodle showed differences among samples. Hedonic scales of appearance, taste, texture, and overall acceptability of laksa noodles prepared from small particle sized flour were significantly

Table 4. Mean of hedonic scales for panelist's acceptance of laksa noodle prepared using flours with different particle sizes

Particle size (µm)	Aroma	Appearance	Taste	Texture	Overall acceptability
≤63	5.74a±1.93	7.32a±1.13	6.12a±1.45	6.92a±1.26	7.02a±1.12
80	5.64a±1.69	6.44b±1.18	5.80ab±1.46	6.24b±1.39	6.36b±1.17
100	5.58a±1.75	5.76c±1.32	5.36b±1.60	5.22c±1.48	5.56c±1.36
125	5.74a±1.52	5.14d±1.40	5.24b±1.48	4.44d±1.46	4.80d±1.46
140	6.00a±1.57	4.30e±1.58	5.14b±1.74	3.66e±1.73	3.98e±1.61

Values are means ± standard deviations, n = 50.

9-point hedonic scale with 1 = dislike extremely, 2 = dislike very much, 3 = dislike moderately, 4 = dislike slightly, 5 = neither like nor dislike, 6 = like slightly, 7 = like moderately, 8 = like very much, and 9 = like extremely.

Means for each characteristic followed by the same letter within the same column are not significantly different at P<0.05 by LSD test.

higher than those prepared from large particle sized flour (P<0.05). Laksa noodles prepared from the smallest particle size flour received scores higher than 6 (like slightly) for appearance, taste, texture, and overall acceptability attributes, implying that the laksa noodle was the most-liked by panelists.

Conclusion

The results of this study indicated that particle size influenced WAI, pasting properties, and gel hardness of rice flours. The textural properties of laksa noodle made from smaller particle sized flour were significantly higher than those made from large particle sized flour. Flour with particle size ≤63µm produced laksa noodle with the best textural properties and sensory attributes.

Acknowledgements

The authors thank Padiberas Nasional Berhad (BERNAS) and Universiti Putra Malaysia for financial support of this research.

References

- AACC. 2000. American Association of Cereal Chemists: Approved Methods. St. Paul, MN, AACC No. 02-52, 61-02, 66-50.
- Anderson, R.A., Conway, H.F., Pfeiffer, V.F. and Griffin Jr, E.L. 1969. Gelatinization corn grits by roll and extrusion cooking. *Cereal Science Today* 14(1): 4-7.
- AOAC. 2005. Official Methods of Analysis of the AOAC International, 16th 432 ed., supplement 1998. AOAC, Washington, DC, pp. 25-28.
- Bhattacharya, M., Zee, S.Y. and Corke, H. 1999. Physicochemical properties related to quality of rice noodles. *Cereal Chemistry*, 76(6): 861-867.
- Fu, B.X. 2007. Asian noodles: History, classification, raw materials, and processing. Food Research International. Canadian International Grains Institute. Winnipeg, Manitoba, Canada.
- Hatcher, D.W., Anderson, M.J., Desjardins, R.G., Edwards, N.M. and Dexter, J.E. 2002. Effects of flour particle size and starch damage on processing and quality of white salted noodles. *Cereal Chemistry* 79: 64-71.

- Horndok, R. and Noomhorm, A. 2007. Hydrothermal treatments of rice starch for improvement of rice noodle quality. *LWT* 40: 1723-1731.
- Juliano, B.O. and Sakurai, J. 1985. Miscellaneous rice products. In B.O. Juliano, Rice: Chemistry and Technology (2nd ed.) St. Paul, MN: AACC.
- Mestres, C., Colonna, P. and Buleon, A. 1988. Characteristics of starch networks within rice flour noodles and mungbean starch vermicelli. *Journal of Food Science* 53: 1809-1812.
- Suhendro. E.L., Kunetz, C.F., McDonough, C.M., Rooney, L.W. and Waniska, R.D. (2000). Cooking characteristics and quality of noodles from food sorghum. *Cereal Chemistry* 77: 96-100.
- Tungtrakul, P., Surojanametakul, V., Supari, R. and Varayanond, W. 1988. The use of dry-milled rice flour for rice noodles production. Institut of Food Research and Product Development. Kasetsart University, Bangkok.
- Vangsawadi, P., Noppharat, M., Hiranyaprateep, N. and Tirapong, N. 2002. Relationship between rheological properties of rice flour and qualities of vermicelli. Department of Microbiology, Department of Food Engineering. King Mongkut's University of Technology.
- Yoenyongbuddhagal, S. and Noohorm, A. 2002. Effect of raw material preparation on rice vermicelli quality. *Starch/Stärke*, 54: 534-539. 2002 WILEY-VCH Verlag GmbH & Co. KGaA, Weinheim.

Textural properties of laksa noodle as affected by rice flour particle size

ORIGINALITY REPORT

27%

SIMILARITY INDEX

PRIMARY SOURCES

- 1 Sorada Yoenyongbuddhagal. "Effect of Raw Material Preparation on Rice Vermicelli Quality", Starch - Stärke, 11/2002 226 words — 9%

Crossref
- 2 Rungarun Hormdok, Athapol Noomhorm. "Hydrothermal treatments of rice starch for improvement of rice noodle quality", LWT - Food Science and Technology, 2007 107 words — 4%

Crossref
- 3 psasir.upm.edu.my 107 words — 4%

Internet
- 4 anchan.lib.ku.ac.th 62 words — 2%

Internet
- 5 Ahmed, Ishfaq, Ihsan Mabood Qazi, and Suraiya Jamal. "Quality evaluation of noodles prepared from blending of broken rice and wheat flours", Starch - Stärke, 2015. 51 words — 2%

Crossref
- 6 M.W. SCHILLING. "UTILIZATION OF AGGLOMERATIVE HIERARCHICAL CLUSTERING IN THE ANALYSIS OF HEDONIC SCALED CONSUMER ACCEPTABILITY DATA", Journal of Sensory Studies, 8/2007 34 words — 1%

Crossref
- 7 digitalcommons.usu.edu 33 words — 1%

Internet

-
- 8 Myeongseon Kim, Imkyung Oh, Sungmin Jeong, Suyong Lee. "Particle size effect of rice flour in a rice-zein noodle system for gluten-free noodles slit from sheeted doughs", Journal of Cereal Science, 2019
20 words — 1%
Crossref
-
- 9 Muhammad Lubowa, Shin Y Yeoh, Azhar M Easa. "Textural and physical properties of retort processed rice noodles: Influence of chilling and partial substitution of rice flour with pregelatinized high-amylose maize starch", Food Science and Technology International, 2018
16 words — 1%
Crossref
-
- 10 krishikosh.egranth.ac.in
16 words — 1%
Internet
-
- 11 www.agri.ubu.ac.th
12 words — < 1%
Internet
-
- 12 Luyan Liao, Huihui Liu, Zengpeng Gan, Weiguo Wu. "Structural properties of sweet potato starch and its vermicelli quality as affected by heat-moisture treatment", International Journal of Food Properties, 2019
9 words — < 1%
Crossref
-
- 13 Kim, Ji-Myoung, and Malshick Shin. "Effects of particle size distributions of rice flour on the quality of gluten-free rice cupcakes", LWT - Food Science and Technology, 2014.
8 words — < 1%
Crossref
-
- 14 Yoenyongbuddhagal, Sorada, and Athapol Noomhorm. "Effect of Physicochemical Properties of High-Amylose Thai Rice Flours on Vermicelli Quality", Cereal Chemistry, 2002.
6 words — < 1%
Crossref
-

