

ISSN: 2088-5334

Vol 7, No 4 (2017)

# International Journal on Advanced Science Engineering Information Technology

Available online at  
<http://ijaseit.insightsociety.org>

Advanced Science Image processing image retrieval microprocessor  
Back Projection fuzzy Engineering alumina Gait analysis Biometric  
Mobile Agent Interpolation Soft Tissue hydrothermal stability Outlier filter  
Sampling Theorem Magnetic field porous structure acidity Wireless  
Parsimony Database Server Robot Operation Life Cycle Cost  
Graphical User Interface Virus Compensation Strength Energy Saving  
Current shaping Phylogenetic Analysis Sensor Networks Image matching  
Metamorphic Virus neural network Predictive Tools Energy Optimization  
parallel port Obfuscation Techniques Admixure Router Image Analysis  
Power factor Boost regulator catalyst Construction Delay Support Vector Machine Regression Analysis  
breast phantom Effects of Delay Current harmonics Surveillance  
Information Technology soybean



## Vol. 7 (2017) No. 4

### Articles

#### Thermal Performance Assessment of Shipping Container Architecture in Hot and Humid Climates

*Ghada Mohammad Elrayies*

pages: 1114-1126 [Full text](#) DOI:10.18517/ijaseit.7.4.2235

#### The Behaviour Study of Shear Wall on Concrete Structure by Pushover Analysis

*- Hanafiah, - Saloma, Yakni Idris, Julius Yahya*

pages: 1127-1133 [Full text](#) DOI:10.18517/ijaseit.7.4.2495

#### The Effect of Fire Retardant Composition on Burning Path and Determination of Thermal Resistance of Sawdust for Building Insulation

*Muhammad Said, Muhammad Faizal*

pages: 1134-1140 [Full text](#) DOI:10.18517/ijaseit.7.4.2288

#### The Effect of Blending Composition against Latched Power and the Resistance of Batik Wax against Cracking and Alkaline Chemicals

*Nita Kusumawati, Anang Kistyanto, Supari Muslim*

pages: 1141-1147 [Full text](#) DOI:10.18517/ijaseit.7.4.1063

#### Aqueous Extraction, Purification and Characterization of Galactomannans from Aren Sugar Palm (Arenga pinnata) Fruits

*Anis Shobirin Meor Hussin, Che Wan Nur Safraa Che Wan Sapawi, Aliaa Anzian, Hajar Balkhis Ramli*

pages: 1148-1154 [Full text](#) DOI:10.18517/ijaseit.7.4.1760

#### Effects of Metal Fillers on Properties of Epoxy for Rapid Tooling Inserts

*Mohd Tanwyn Mohd Khushairi, Safian Sharif, Khairur Rijal Jamaludin, Amrifan Saladin Mohruni*

pages: 1155-1161 [Full text](#) DOI:10.18517/ijaseit.7.4.2480

#### Second Order Learning Algorithm for Back Propagation Neural Networks

*Nazri Mohd Nawi, Noorhamreeza Abdul Hamid, Noor Azah Samsudin, Mohd Amin Mohd Yunus, Mohd Firdaus Ab Aziz*

pages: 1162-1171 [Full text](#) DOI:10.18517/ijaseit.7.4.1956

#### Novel Statistical Clustering Method for Accurate Characterization of Word Pronunciation

*Abdul Rahim Bahari, Aminatuzzaharah Musa, Mohd Zaki Nuawi, Zairi Ismael Rizman, Suziana Mat Saad*

pages: 1172-1177 [Full text](#) DOI:10.18517/ijaseit.7.4.1360

#### A Survey on Web Mining Techniques and Applications

*Tawfiq A. Al-asadi, Ahmed J. Obaid, Rahmat Hidayat, Azizul Azhar Ramli*

pages: 1178-1184 [Full text](#) DOI:10.18517/ijaseit.7.4.2803

#### Prototype of Parking Finder Application for Intelligent Parking System

*Lana Benny, Prashant Kumar Soori*

pages: 1185-1190 [Full text](#) DOI:10.18517/ijaseit.7.4.2326

#### New Solutions for Instant Payment Problems in Indonesia

*Bambang Robi'in, Leonardus Ari Wardana, - Suyoto*

pages: 1191-1197 [Full text](#) DOI:10.18517/ijaseit.7.4.2221

#### Development of Mobile Face Verification Based on Locally Normalized Gabor Wavelets

## IJASEIT

About

Editorial Board

Guide for Authors

Journal Contact

Online Submission

Publication Ethics

Browse Authors

NEW Update : IJASEIT in Scopus

NEW Update : IJASEIT in Scimago JR

## Scimago Journal Rank



## Scopus CiteScore

1.31 2017  
CiteScore

Powered by Scopus

*Fadhlan Hafizhelmi Kamaru Zaman, Ahmad Asari Sulaiman, Ihsan Mohd Yassin, Nooritawati Md Tahir, Zairi Ismael Rizman*  
pages: 1198-1205 [Full text](#) DOI:10.18517/ijaseit.7.4.1352

#### Development of IoT Service Classification Algorithm for Integrated Service Platform

*Daewon Lee, Kinam Park*  
pages: 1206-1212 [Full text](#) DOI:10.18517/ijaseit.7.4.2672

#### Fast Procedure for Characterization of Voltage Sag for Medium Voltage (MV) Distribution Network without Online Monitoring Using Fault and Regression Analyses

*Chin Koon Loo, Mau Teng Au*  
pages: 1213-1219 [Full text](#) DOI:10.18517/ijaseit.7.4.2310

#### A Strategic Approach Using Representative LV Networks in the Assessment of Technical Losses on LV Network with Solar Photovoltaic

*Jun Huat Tang, Mau Teng Au, Hussain Shareef, A.M. Busrah*  
pages: 1220-1226 [Full text](#) DOI:10.18517/ijaseit.7.4.2286

#### Optimum Ratio Between Waste Cooking Oil and Coconut Oils Raw Material for Biodiesel Production

*Muthia Elma, Satria Anugerah Suhendra, Wahyuddin Wahyuddin, Wido Saputri, Shafira Ainun Adhi Utami*  
pages: 1227-1233 [Full text](#) DOI:10.18517/ijaseit.7.4.2432

#### Biocomposite Materials of Eleocharis dulcis Fibers with Iron (III) Nanoparticles and Its Potential for Sasirangan Textile Wastewater Treatment

*Chairul Irawan, Iryanti Fatyasari Nata, Meilana Dharma Putra, Muthia Elma, Khairul Fauziah Hanisa*  
pages: 1234-1240 [Full text](#) DOI:10.18517/ijaseit.7.4.2425

#### Acid Mine Drainage Treatment Using Activated Carbon Ceramic Adsorbent in Adsorption Column

*Tine Aprianti, Bazlina Dawami Afrah, Tuty Emilia Agustina*  
pages: 1241-1247 [Full text](#) DOI:10.18517/ijaseit.7.4.2593

#### Reliability Assessment of Generating Systems with Wind Power Penetration via BPSO

*Athraa Ali Kadhem, Noor Izzri Abdul Wahab, Ishak Aris, Jasronita Jasni, Ahmed N. Abdalla, Yoshiaki Matsukawa*  
pages: 1248-1254 [Full text](#) DOI:10.18517/ijaseit.7.4.2311

#### Performance Evaluation of a Pressurized Cooking Stove Using Vegetable Cooking Oils as Fuel

*- Suhartono, Tiara Arini Putri, Lutfi Fauziah*  
pages: 1255-1261 [Full text](#) DOI:10.18517/ijaseit.7.4.2430

#### Planning of City Transportation Infrastructure Based on Macro Simulation Model

*Joni Arliansyah, Muhammad Rizky Prasetyo, Astri Yuli Kurnia*  
pages: 1262-1267 [Full text](#) DOI:10.18517/ijaseit.7.4.2444

#### Thermal Performance of Oscillating Heat Pipe with Ethanol/Methanol for Heat Recovery Application Design

*Adi Winarta, Nandy Putra, Fadli Bakhtiar*  
pages: 1268-1274 [Full text](#) DOI:10.18517/ijaseit.7.4.2692

#### System Performance Modelling of a Grid-Connected Photovoltaic System in UiTM, Malaysia

*Nurmalessa Muhammad, Nor Zaini Zakaria, Sulaiman Shaari, Ahmad Maliki Omar*  
pages: 1275-1281 [Full text](#) DOI:10.18517/ijaseit.7.4.2290

#### Direct Drive Linear Generator Designs with Aluminium Spacer and Alternate Slot Winding for Wave Energy Conversion System

*Naily Akmal Mohd Zamri, Taib Ibrahim, Nursyarizal Mohd Nor*  
pages: 1282-1288 [Full text](#) DOI:10.18517/ijaseit.7.4.2316

#### Product Competitiveness of Upgrading Brown Coal (UBC) Process in Indonesia

*Bazlina Dawami Afrah, Boonrood Sajjakulnukit, Muhammad Djoni Bustan*  
pages: 1289-1295 [Full text](#) DOI:10.18517/ijaseit.7.4.2488

#### The Tolerance of Photosynthesis of Some Maize Cultivars (Zea mays L.) to Waterlogging at Different Stages of Growth

*Sri Endang Agustina Rahayuningsih, Didik Inradewa, Endang Sulistyanyingsih, Azwar Maas*  
pages: 1296-1301 [Full text](#) DOI:10.18517/ijaseit.7.4.2150



Template of Journal IJASEIT

#### Support Contact

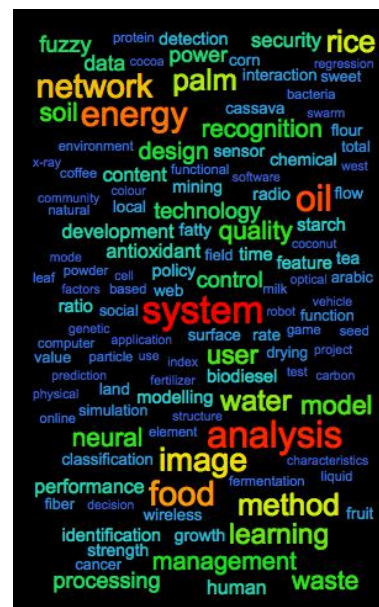
WAG : +62-82171-822448

E-mail : [ijaseit@insightsociety.org](mailto:ijaseit@insightsociety.org)

#### The Map Authors



#### Keywords Cloud



Published by



Member of

### Facile Strategy for Surface Functionalization of Corn Cob to Biocarbon and Its Catalytic Performance on Banana Peel Starch Hydrolysis

*Iryanti Fatyasari Nata, Meilana Dharma Putra, Desi Nurandini, Chairul Irawan*

pages: 1302-1308 [Full text](#) DOI:10.18517/ijaseit.7.4.2427

### Land Policy for Sustainable Agricultural Land Development and Its Implementation: Experiences from West Sumatra

*Melinda Noer, Yossyafra Yossyafra, Rini Hakimi, Muhamad Reza*

pages: 1309-1314 [Full text](#) DOI:10.18517/ijaseit.7.4.1153

### Synthesis of Antioxidant Peptides from Melinjo (Gnetum gnemon) Seed Protein Isolated Using Sol-Gel Immobilized Alcalase

*Tri Agus Siswoyo, Nur Fauziah Matra, Anadini Aulia Safiera, Anang Supriyadi*

pages: 1315-1321 [Full text](#) DOI:10.18517/ijaseit.7.4.936

### Comparison of Constraints Handling Methods for Economic Load Dispatch Problem using Particle Swarm Optimization Algorithm

*M. N Abdullah, Ralphael Tawai, M. F Yousof*

pages: 1322-1327 [Full text](#) DOI:10.18517/ijaseit.7.4.3146

### Finite Element Analysis of Thermoelectric Generator with Aluminum Plate for Waste Heat Recovery Application

*Muhammad Nubli Zulkiffi, Izzudin Ilias, Amir Abas, Wan Mansor Wan Muhamad*

pages: 1328-1333 [Full text](#) DOI:10.18517/ijaseit.7.4.3148

### Dendritic Cells Feature Extraction using Geometric Features and 1D Fourier Descriptors

*Anis Azwani Muhd Suberi, Wan Nurshazwani Wan Zakaria, Razali Tomari, Nurmiza Othman, Nik Farhan Nik Fuad*

pages: 1334-1339 [Full text](#) DOI:10.18517/ijaseit.7.4.3136

### The Analysis of Leakage Current on a 20-kV Silicone Rubber Post-Insulator under Dry and Wet Conditions

*Moch Dhofir, Mukti Friyan Aditama, Rini Nur Hasanah, Hadi Suyono*

pages: 1340-1346 [Full text](#) DOI:10.18517/ijaseit.7.4.3134

### Single-Loop Optimization for Losses Minimization in Medium-Voltage Power Distribution System

*Teguh Utomo, Rini Nur Hasanah, Muhammad Fahmy Madjid*

pages: 1347-1352 [Full text](#) DOI:10.18517/ijaseit.7.4.3135

### Multi-Objective Sensitivity Analyses for Power Generation Mix: Malaysia Case Study

*Siti Mariam Mohd Shokri, Nofri Yenita Dahlan, Hasmaini Mohamad*

pages: 1353-1360 [Full text](#) DOI:10.18517/ijaseit.7.4.2329

### Lifetime Prediction of Lead-Acid Batteries in Base-Transceiver Station

*Unggul Wibawa, Bobby Pratama, Rini Nur Hasanah*

pages: 1361-1366 [Full text](#) DOI:10.18517/ijaseit.7.4.3133

### Modelling and PSO Fine-tuned PID Control of Quadrotor UAV

*Aminurrashid Noordin, Mohd Ariffanan Mohd Basri, Zaharuddin Mohamed, Amar Faiz Zainal Abidin*

pages: 1367-1373 [Full text](#) DOI:10.18517/ijaseit.7.4.3141

### Design of Crude Palm Oil Monitoring System using Electrical Capacitance Tomography: A Conceptual Framework

*Hanis Liyana Mohamad Ameran, Elmy Johana Mohamad, Ruzairi Abdul Rahim, Wan Norhisyam Abd Rashid, Zulkiffli Mansor*

pages: 1374-1380 [Full text](#) DOI:10.18517/ijaseit.7.4.3145

### Critical Equivalent Series Resistance Estimation for Voltage Regulator Stability Using Hybrid System Identification and Neural Network

*Mohd Hairi Mohd Zaman, M Marzuki Mustafa, Aini Hussain*

pages: 1381-1388 [Full text](#) DOI:10.18517/ijaseit.7.4.1746

### Investigating the Relationship between the Reflected Near Infrared Light and the Internal Quality of Pineapples Using Neural Network

*Mohamad Nur Hakim Jam, Kim Seng Chia*

pages: 1389-1394 [Full text](#) DOI:10.18517/ijaseit.7.4.3143



### Improving the Neural Network Testing Performance by Transforming the Normalized Data Nonlinearly for Trip Distribution Modelling

Gusri Yaldi

pages: 1395-1402 [Full text](#) DOI:10.18517/ijaseit.7.4.2130

### Alpha Multipliers Breadth-First Search Technique for Resource Discovery in Unstructured Peer-to-Peer Networks

Azrul Amri Jamal, William John Teahan

pages: 1403-1412 [Full text](#) DOI:10.18517/ijaseit.7.4.1451

### Graph Theoretic Lattice Mining Based on Formal Concept Analysis (FCA) Theory for Text Mining

Hasni Hassan, Noraida Ali, Aznida Hayati Zakaria, Mohd Isa Awang, Abd Rasid Mamat

pages: 1413-1418 [Full text](#) DOI:10.18517/ijaseit.7.4.1461

### Comparative Analysis of Text Classification Algorithms for Automated Labelling of Quranic Verses.

Abdullahi Oyekunle Adeleke, Noor Azah Samsudin, Aida Mustapha, Nazri M Nawri

pages: 1419-1427 [Full text](#) DOI:10.18517/ijaseit.7.4.2198

### Multimodal Approach to Emotion Recognition for Enhancing Human Machine Interaction - A Survey

Veni S, Thushara S

pages: 1428-1433 [Full text](#) DOI:10.18517/ijaseit.7.4.1662

### Implementation of Enterprise Resource Planning System in Manufacturing Firm in Indonesia

Rachmad Hidayat, Sabarudin Akmad

pages: 1434-1440 [Full text](#) DOI:10.18517/ijaseit.7.4.1078

### Radio Environment Analysis at Balai Cerap KUSZA for Solar Burst Study

Marhamah Mohd Shafie, Roslan Umar, Nor Hazmin Sabri, Nur Zulaikha Mohd Afandi, Zainol Abidin Ibrahim

pages: 1441-1447 [Full text](#) DOI:10.18517/ijaseit.7.4.1177

### A Survey on Advanced Segmentation Techniques for Brain MRI Image Segmentation

Rupika Nilakant, Hema P Menon, Vikram K

pages: 1448-1456 [Full text](#) DOI:10.18517/ijaseit.7.4.1271

### Hammerstein Model Based RLS Algorithm for Modeling the Intelligent Pneumatic Actuator (IPA) System

Siti Fatimah Sulaiman, Mohd Fua'ad Rahmat, Ahmad Athif Mohd Faudzi, Khairuddin Osman, NH Sunar, Syed Najib Syed Salim

pages: 1457-1463 [Full text](#) DOI:10.18517/ijaseit.7.4.3149

### Differences of Street Connectivity Between Old And New Zones In Malaysian Small Town

Ismail Said, Wan Saiful Nizam Wan Mohamad

pages: 1464-1470 [Full text](#) DOI:10.18517/ijaseit.7.4.2275

### A Conceptual Model of E-Government Adoption in Indonesia

Darmawan Napitupulu

pages: 1471-1478 [Full text](#) DOI:10.18517/ijaseit.7.4.2518

### Incorporating Multiple Biology based Knowledge to Amplify the Prophecy of Enzyme Sub-Functional Classes

Sharon K. Guramad S, Rohayanti Hassan, Razib M. Othman, Hishammuddin Asmuni, Shahreen Kasim

pages: 1479-1485 [Full text](#) DOI:10.18517/ijaseit.7.4.2346

Published by INSIGHT - Indonesian Society for Knowledge and Human Development

© IJASEIT - ISSN: 2088-5334 | e-ISSN : 2460-6952 | DOI : 10.18517



is licensed under a Creative Commons Attribution-ShareAlike 4.0 International License.

**00582636** [View My Stats](#)

## Structural Behaviour of Steel Building with Modified X-Braced EBF (Eccentrically Braced Frames) by Pushover Analysis

Yakni Idris<sup>#</sup>, Saloma<sup>#</sup>, Hanafiah<sup>#</sup>, and Federico<sup>#</sup>

<sup>#</sup>Civil Engineering Department, Sriwijaya University, Indralaya, Sumatera Selatan 30662, Indonesia  
E-mail: saloma\_571@yahoo.co.id

**Abstract**—In this paper, modified X-braced EBF steel frame is designed using pushover analysis. This study discussed five models of a steel building with 10 floors. The dimension of each model is 18 m width, 18 m length, and 4 m height. The building has a function as an office in Palembang. The building uses two types of EBF bracing, that is X with a vertical link and horizontal link. The result of the study shows that X bracing, with horizontal link model, has the best effectiveness to increase building stiffness and strength. Model 5 with X Bracing and horizontal link can reduce storey drift to 57.71 %, and drift ratio is 72.38%. By pushover analysis, this model gained the most effective performance point with base shear of 441.67 ton. The performance of the five building models is immediate occupancy (IO).

**Keywords**— pushover analysis; performance point; immediate occupancy

### I. INTRODUCTION

One of the systems that are used to decrease a risk of damage caused by an earthquake is the bracing system. Generally, the bracing system used in the steel structure. The design of steel structure has three types. They are moment resisting frame (MRF), concentrically braced frame (CBF), and eccentrically braced frame (EBF). EBF is a combination of two conventional bracing systems namely MRF and CBF. The characteristic of bracing EBF has link beam. The usage of EBF is to reduce the seismic load. Bracing EBF has bigger ductility compared to MRF and CBF, so that the energy dissipation capacity increased [1], [2], [3]. In EBF system, the usage of vertical link caused base shear decreased compared to horizontal link so that EBF has been found small displacement and energy dissipation increased [4], [5]. This paper discussed the response of steel structure to resist earthquake by pushover analysis. There are five models of a steel structure with ten floors using X bracing with a vertical link and horizontal link. The length of link beam is 1 m. The purpose of this study is to analyses plastic hinge distribution, to investigate the first plastic hinge formation, to determine the performance level of the building based on ATC-40, and to evaluate the effectiveness of the models to reduce seismic energy. The scope of the discussion in this study is seismic performance analysis by pushover analysis. The result is drift storey, drift ratio, capacity curve, performance level, and plastic hinge formations and propagation.

Pushover analysis can be used for indicating the damage of structures. Pushover analysis is a way of nonlinear static analysis by simplification of the time history nonlinear analysis [6], [7], [8]. Pushover analysis is done by applying an incremental load in a structure until a certain condition. The static load value increased gradually which caused the first yield. Pushover analysis identified the weakness in structure so that the structural element can be strengthened based on the weakness. Pushover analysis produced pushover curve which describes the correlation between shear and displacement. Pushover analysis also produced the comparison of performance level to structure [9], [10], [11]. The main steps of pushover analysis are [12], [13]:

- Determine point control to monitor the structure displacement
- Calculate capacity curve based on several kinds of lateral force distribution
- Estimation of lateral displacement
- Evaluate structure performance level with control point on target displacement based on ATC-40

As can be seen from Fig. 1, point B represent the yields a condition of the structure. From point B to point C showed the plastic deformation of the structure. Point C, D, and E represent the ultimate capacity, the residual strength, and total failure of structure from pushover analysis.

Point IO-immediate occupancy, LS-life safety, and CP-collapse prevention showed the acceptance criteria when hinge develops in the structure [3].

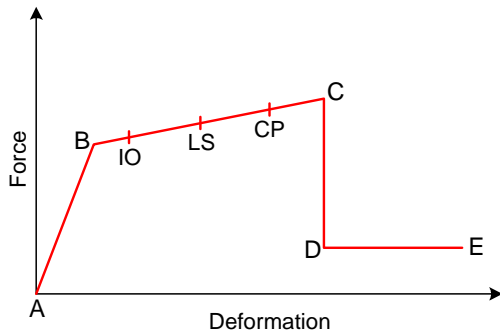


Fig. 1 Pushover curve (ATC-40)

## II. MATERIAL AND METHOD

In this study, two model of the frame to be analysed, e.g., moment resisting frame (Model 1), and four eccentrically braced frame (Model 2, Model 3 and Model 4).

Steel sections used in this study are shown in Table 1. The mechanical properties of steel sections with the yield strength 340MPa and E 200,000MPa.

The plan of the building can be seen in Fig. 2, and the thick line (red line) showed the position of the bracing. The span of the beam is 6 m, and the floor height is 4 m, and the building consisted of 10 floors. Fig. 3 showed the five models to be studied.

TABLE I  
STEEL SECTIONS USED

Storey	Column Section	Beam Section	Diagonal Bracing	Vertical and Horizontal Bracing
10	W10x100	W16x40	W8x31	W8x48
9	W10x100	W16x40	W8x31	W8x48
8	W10x100	W16x40	W8x31	W8x48
7	W12x120	W16x40	W8x31	W8x48
6	W12x120	W16x40	W8x31	W8x48
5	W12x120	W16x50	W8x31	W8x48
4	W14x176	W16x50	W8x31	W8x48
3	W14x176	W16x50	W8x31	W8x48
2	W14x176	W16x50	W8x31	W8x48
1	W14x370	W16x50	W8x31	W8x48

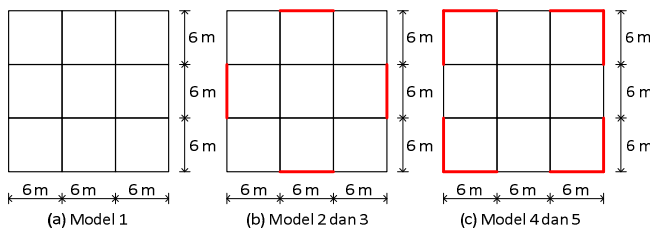


Fig. 2 Building plans

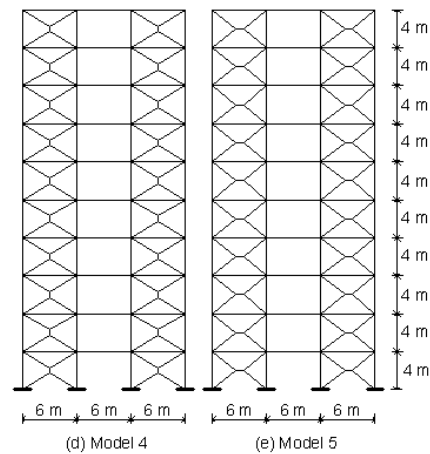
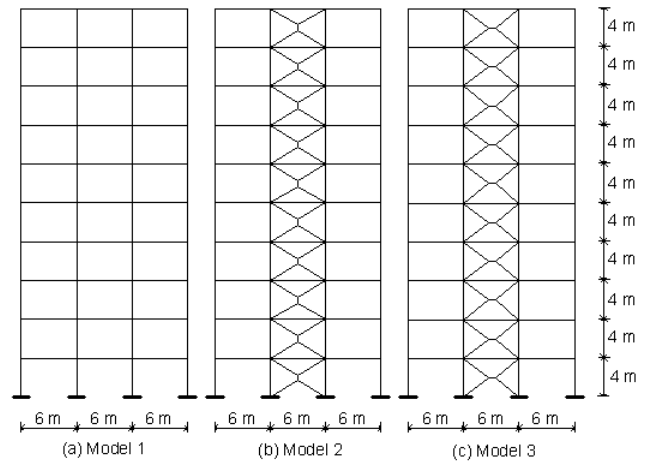


Fig. 3 Structure models

## III. RESULTS AND DISCUSSION

### A. Building's Mass and Base Shear

The ground motion generates internal forces caused by the building mass vibration. The comparison of building's mass of each model is shown in Table 2 and Fig. 4.

TABLE II  
COMPARISON OF BUILDING'S MASS

Storey	Building's mass (ton)				
	Model 1	Model 2	Model 3	Model 4	Model 5
10	136.81	138.19	137.40	139.57	137.99
9	235.96	238.73	237.14	241.49	238.33
8	235.96	238.73	237.14	241.49	238.33
7	236.84	239.61	238.03	242.38	239.21
6	237.80	240.57	238.98	243.33	240.17
5	239.80	242.57	240.99	245.33	242.17
4	242.35	245.12	243.54	247.88	244.72
3	245.03	247.79	246.21	250.56	247.39
2	245.03	247.79	246.21	250.56	247.39
1	254.22	257.75	255.40	261.28	256.59
$\Sigma$	<b>2,309.85</b>	<b>2,336.88</b>	<b>2,321.09</b>	<b>2,363.91</b>	<b>2,332.33</b>

The base of a structure is considered to be the level where the ground motions are imparted into the structure. Base shear is an estimate of the maximum expected lateral force that will occur due to seismic ground motion at the base of a structure. Base shear ( $V$ ) is a function of buildings mass. The comparison of base shear of each model is shown in Table 3 and Fig. 5(a) and 5(b).

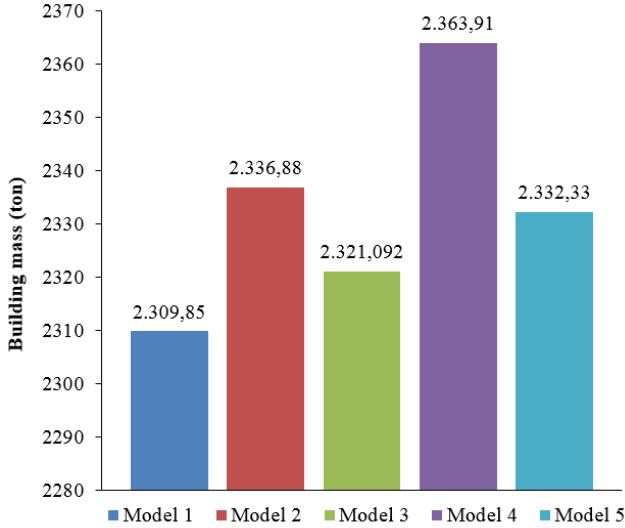


Fig. 4 Comparison of building's mass

TABLE III  
COMPARISON OF BASE SHEAR

Model	Scale Factor (g.I/R)		Base Shear (ton)	
	x-direction	y-direction	$V_x$	$V_y$
Model 1	1.226	1.226	39.138	33.595
Model 2	1.226	1.226	49.508	44.290
Model 3	1.226	1.226	53.479	51.103
Model 4	1.226	1.226	57.865	52.370
Model 5	1.226	1.226	65.510	63.629

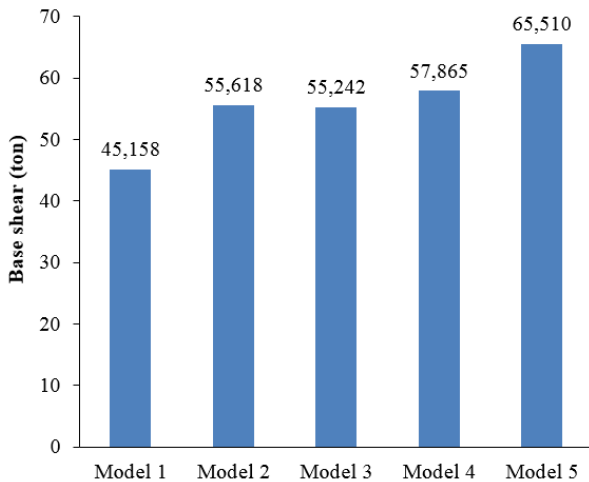


Fig. 5(a) Comparison of base shear  $V_x$

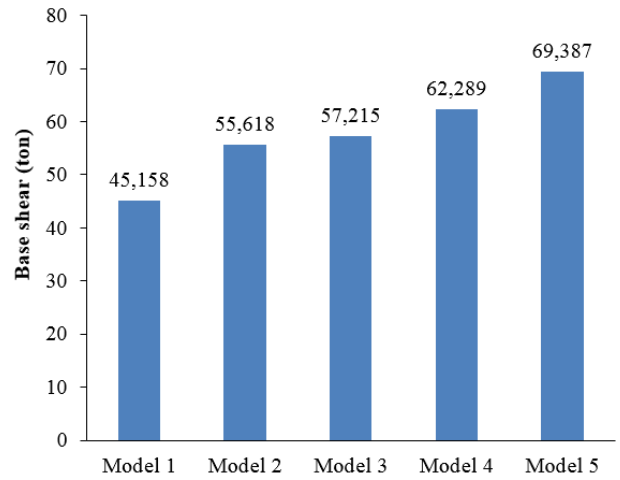


Fig. 5(b) Comparison of base shear  $V_y$

### B. Lateral Displacement

The comparison of floor horizontal deflection in x and y directions of each model is shown in Table 4. Based on the analysis results, it can be seen that model 5 with X EBF bracing is the most effective bracing system to reduce horizontal deflection. Model 5 with the horizontal link is capable of reducing deflection to 48.22% on x-direction and 57.71% on y-direction. Graphs of lateral displacements in x and y-direction can be seen in Fig. 6(a) and Fig. 6(b).

TABLE IV  
THE COMPARISON OF LATERAL DISPLACEMENT

Model	$\Delta_{maks}$ (mm)		Percentage of lateral displacement reduction to model 1	
	x-direction	y-direction	x-direction	y-direction
1	39.403	55.107	0	0
2	28.672	37.362	27.23%	32.20%
3	25.056	29.446	36.41%	46.57%
4	22.910	30.823	41.86%	44.07%
5	20.360	23.286	48.22%	57.71%

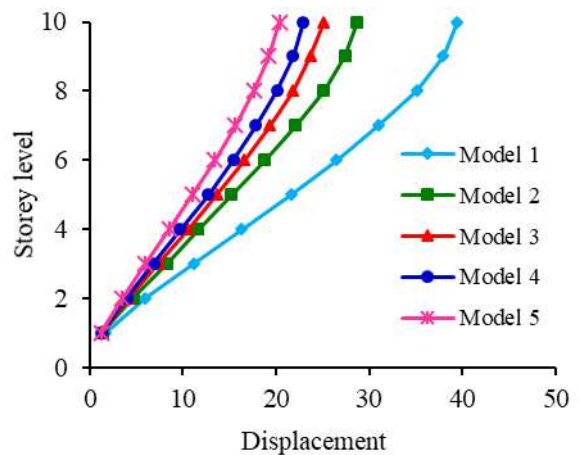


Fig. 6(a) Lateral displacement in x direction (mm)



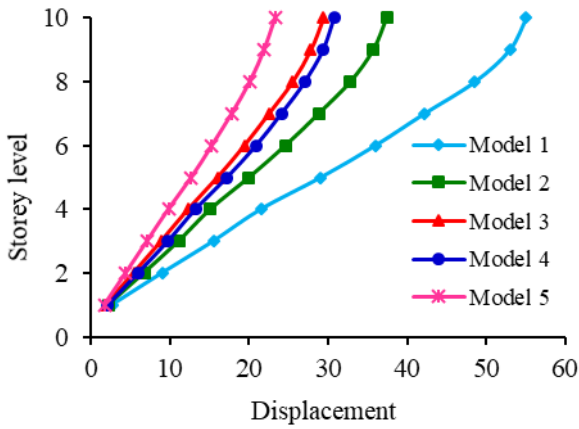


Fig. 6(b) Lateral displacement in y-direction (mm)

### C. Drift Ratio

Floor horizontal displacements of each model are shown in Table 5 and 6. Drift ratio of each model are shown in Table 7 and Table 8 and also in Fig. 7(a) and (b).

TABLE V  
FLOOR DISPLACEMENT (X DIRECTION)

Storey	$\delta_x$ (mm)				
	Model 1	Model 2	Model 3	Model 4	Model 5
10	39.403	28.672	25.056	22.910	20.360
9	37.949	27.364	23.748	21.784	19.179
8	35.108	25.134	21.814	20.078	17.571
7	30.980	22.081	19.334	17.844	15.581
6	26.519	18.752	16.596	15.389	13.368
5	21.604	15.250	13.618	12.670	10.977
4	16.278	11.636	10.455	9.739	8.469
3	11.203	8.251	7.357	6.913	5.993
2	6.024	4.705	4.181	3.986	3.488
1	1.680	1.444	1.324	1.278	1.185

TABLE VI  
FLOOR DISPLACEMENT (Y DIRECTION)

Storey y	$\delta_x$ (mm)				
	Model 1	Model 2	Model 3	Model 4	Model 5
10	55.107	37.362	29.446	30.823	23.286
9	53.022	35.712	27.805	29.385	21.910
8	48.568	32.779	25.466	27.110	20.068
7	42.185	28.780	22.546	24.112	17.823
6	36.023	24.579	19.394	20.871	15.340
5	29.114	20.005	15.967	17.231	12.656
4	21.532	15.107	12.319	13.238	9.838
3	15.499	11.078	8.947	9.698	7.132
2	8.973	6.692	5.415	5.919	4.373
1	2.724	2.243	1.938	2.103	1.677

Drift ratio is reduced significantly if bracing is used on the steel building. At the fifth floor of model 2, drift ratio is

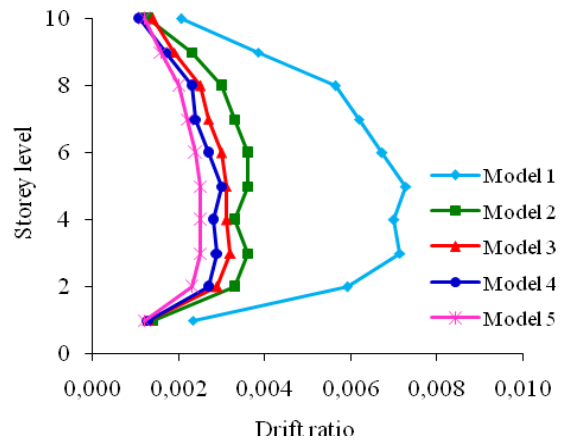
reduced 50.69% for x-direction and 55.33% for y-direction. At the fifth floor of model 3, drift ratio is reduced 57.53% for x-direction and 64.76% for y-direction. At the fifth floor of model 4, drift ratio is reduced 58.90% for x-direction and 61.91% for y-direction. At the fifth floor of model 5, drift ratio is reduced 65.75% for x-direction and 72.38% for y-direction.

TABLE VII  
DRIFT RATIO (X-DIRECTION)

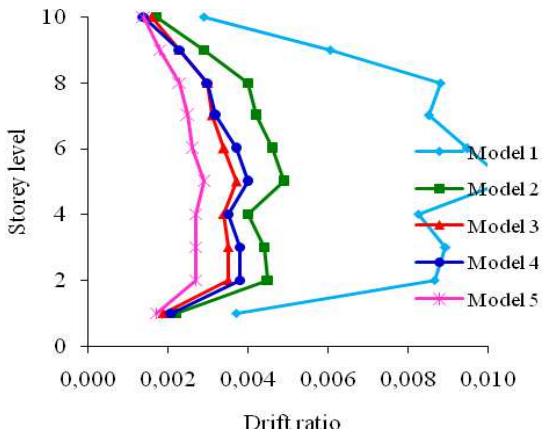
Storey	DRIFT RATIO				
	Model 1	Model 2	Model 3	Model 4	Model 5
10	0.0020	0.0013	0.0013	0.0011	0.0012
9	0.0039	0.0022	0.0019	0.0017	0.0016
8	0.0057	0.0031	0.0025	0.0023	0.0020
7	0.0061	0.0033	0.0027	0.0025	0.0022
6	0.0068	0.0035	0.0030	0.0027	0.0024
5	0.0073	0.0036	0.0032	0.0029	0.0025
4	0.0070	0.0034	0.0031	0.0028	0.0025
3	0.0071	0.0035	0.0032	0.0029	0.0025
2	0.0060	0.0033	0.0029	0.0027	0.0023
1	0.0023	0.0014	0.0013	0.0013	0.0012

TABLE VIII  
DRIFT RATIO (Y-DIRECTION)

Storey	DRIFT RATIO				
	Model 1	Model 2	Model 3	Model 4	Model 5
10	0.0029	0.0016	0.0016	0.0014	0.0014
9	0.0061	0.0029	0.0023	0.0023	0.0018
8	0.0088	0.0040	0.0029	0.0030	0.0022
7	0.0085	0.0042	0.0032	0.0032	0.0025
6	0.0095	0.0046	0.0034	0.0036	0.0027
5	0.0104	0.0049	0.0036	0.0040	0.0028
4	0.0083	0.0040	0.0034	0.0035	0.0027
3	0.0090	0.0044	0.0035	0.0038	0.0028
2	0.0029	0.0016	0.0016	0.0014	0.0014
1	0.0061	0.0029	0.0023	0.0023	0.0018



(a) x-direction



(b) y-direction

Fig. 7 Drift ratio

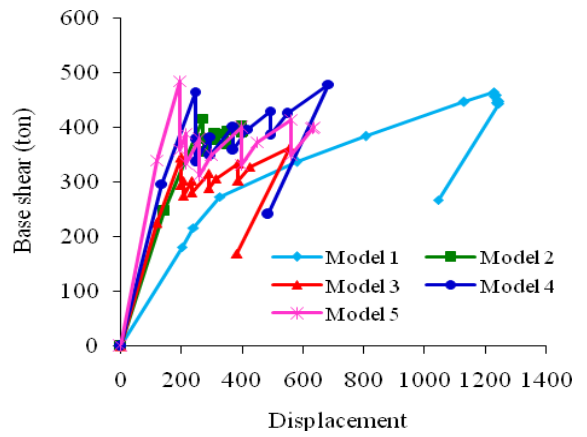
#### D. Performance Point and Performance Level

Base shear forces and its corresponding displacements for each model are shown in Table 9, Fig. 8(a), and 8(b). Performance point is a correlation between base shear and displacement. Curve capacity and performance points of the five model can be seen in Fig. 9(a) and 9(b).

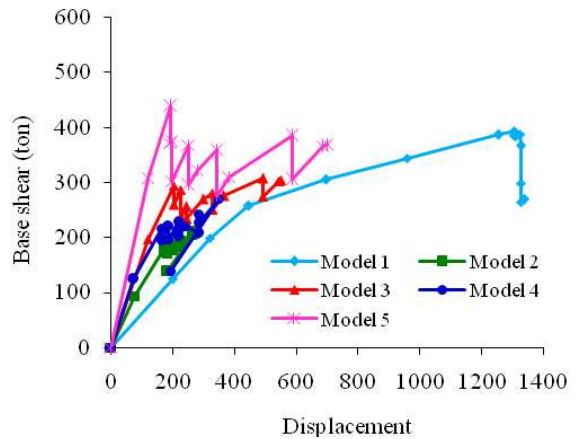
The best performance point is shown by model 5 for x or y-direction. In model 5 x direction shear force limit increased 72.33% and displacement decreased 43.34%, while for y-direction shear force limit increased 84.07%, and displacement decreased 52.63%. In model 4 for x-direction, shear force limit increased 53.67%, and displacement decreased 34.07%, while for y-direction shear force limit increased 7.82% and displacement decreased 47.39%. In model 3 for x-direction, shear force limit increased 30.55%, and displacement decreased 33.57%, while for y-direction, shear force limit increased 23.01% and displacement decreased 21.53%. In model 2 for x-direction, shear force limit increased 38.84%, and displacement decreased 25.00%, while for y-direction shear force limit increased 6.88% and displacement decreased 32.39%. The performance level of each model is described in Table 10.

TABLE IX  
BASE SHEAR FORCE AND DISPLACEMENT

Model	Base Shear (ton)	Displacement (mm)	Base Shear (ton)	Displacement (mm)
	x-direction		y-direction	
1	256.30	299.10	222.59	372.11
2	355.85	224.31	207.28	251.60
3	334.60	198.69	273.80	292.00
4	393.85	197.21	205.19	195.76
5	441.67	169.48	409.73	176.27

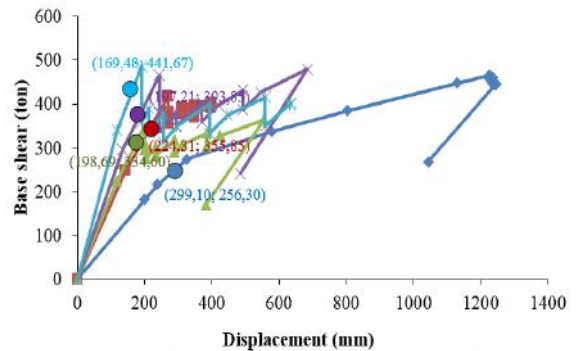


(a) x-direction

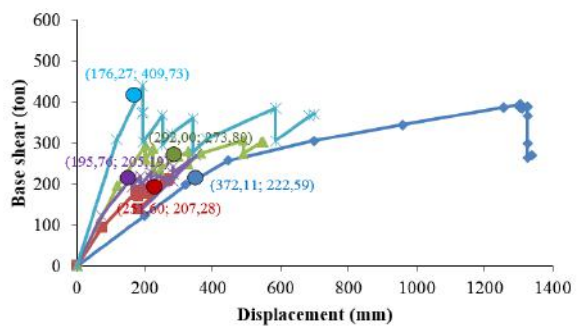


(b) direction

Fig. 8 Base shear force and displacement



(a) x-direction



(b) y-direction

Fig. 9 Curve capacity and performance point

TABLE X  
PERFORMANCE LEVEL

Model	Maximum total drift	Maximum inelastic drift	Maximum total drift	Maximum inelastic drift	Performance level
	x-direction		y-direction		
1	0.0075	0.0025	0.0093	0.0043	IO
2	0.0056	0.0020	0.0063	0.0044	IO
3	0.0050	0.0020	0.0073	0.0043	IO
4	0.0049	0.0016	0.0049	0.0031	IO
5	0.0042	0.0013	0.0044	0.0015	IO

E. Plastic Hinge Propagation

The beam section deformation where the plastic bending occurs is described as a plastic hinge. Propagation path of the plastic hinges of the 5 models in x-direction was shown in Fig. 10. Propagation path of the plastic hinges of the 5 models were y-direction in shown in Fig. 11.

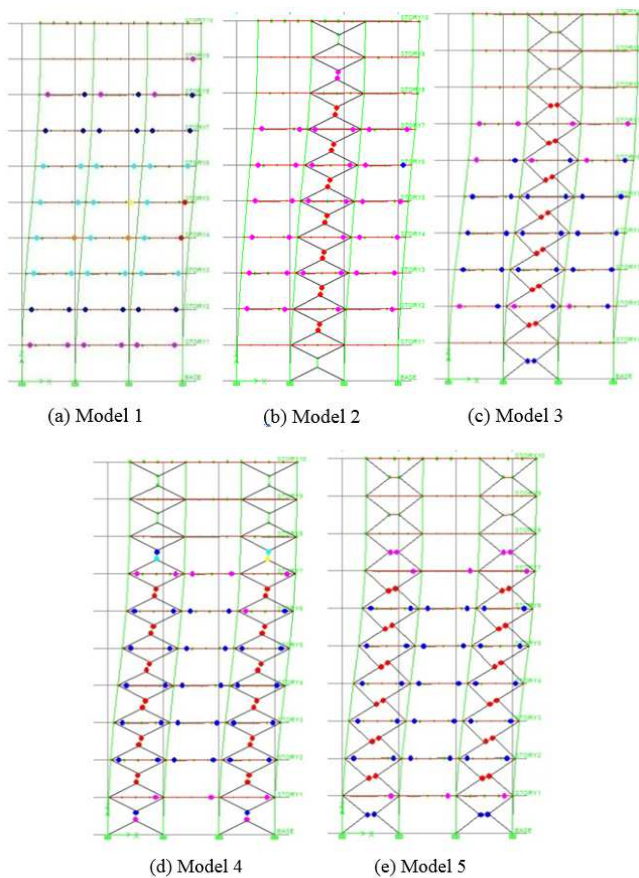


Fig. 10 Plastic hinge propagation in x-direction in step 15

Plastic hinge propagation mechanism of model 1 is shown in Fig. 10(a) dan 11(a). In x-direction, plastic hinge occurred in 15<sup>th</sup> steps with base shear 268.31 ton, displacement 1.044 mm. There are two red beams which indicate collapse condition. In y-direction, plastic hinge also occurred in steps 15 with base shear 269.24 ton, displacement 1.338 mm. There are six beams collapsed.

The plastic hinge mechanism of model 2 is shown in Fig. 8(b) and 9(b). In x-direction, the plastic hinge occurs in 15th step with base shear 393.13 ton, displacement 399.43 mm. There are two red beams which indicate collapse condition.

In y-direction, plastic hinge also occurred in steps 15 with base shear 137.65 ton, displacement 182.07 mm. There are six beams collapsed. In step 15, some bracing collapsed, while other beams were in the first yielding.

The plastic hinge mechanism of model 3 is shown in Fig. 8(c) and 9(c). In x-direction, the plastic hinge occurs in 15th step with base shear 169.70 ton, displacement 382.18 mm, some bracing has collapsed, and beams come into IO level. In y-direction, the plastic hinge also occurs in steps 15 with base shear 303.54 ton, displacement 549.11 mm, some bracing has collapsed, and beams come into IO level.

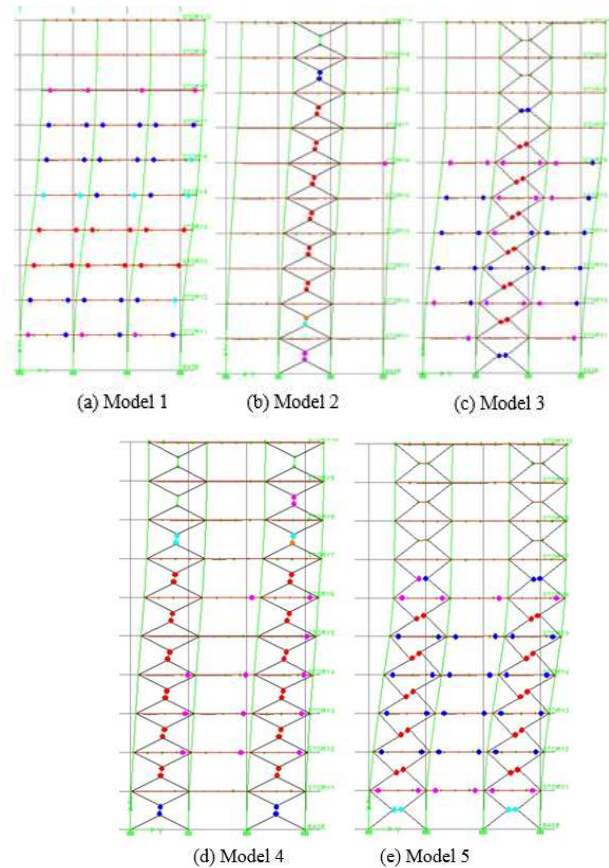


Fig. 11 Plastic hinge propagation in y-direction in step 15

The plastic hinge mechanism of model 4 is shown in Fig. 8(d) and 9(d). In x-direction, the plastic hinge occurs in 15th step with base shear 241.48 ton, displacement 484.74 mm, some bracing has collapsed, and beams come into IO level. In y-direction, the plastic hinge also occurs in steps 15 with base shear 139.39 ton, displacement 192.08 mm, some bracing has collapsed, and beams come into IO level.

The plastic hinge mechanism of model 5 is shown in Fig. 8(e) and 9(e). In x-direction, the plastic hinge occurs in 15th step with base shear 401.31 ton, displacement 636.22 mm, some bracing has collapsed, and beams come into IO level. In y-direction, plastic hinge is also occurred in steps 15 with base shear 370.17 ton, displacement 698.34 mm, some bracing has collapsed, and beams come into IO level.

IV. CONCLUSION

The study of structural response and pushover analysis caused by the earthquake in five models concludes the followings: Floor horizontal displacement in model 5

reduced to 57.71%; The use of bracing model 5 reduced structural response by 72.38%; Performance point of model 5 showed increase in shear force to 84.07% and a decrease in displacement to 52.63%. In this study, the performance level of the five building models is in immediate occupancy (IO).

The sequence of plastic hinge propagation is in accordance with the concept of the strong column weak beam. Plastic hinge formation didn't occur in the columns.

#### REFERENCES

- [1] ATC-40. *Seismic Evaluation and Retrofit of Concrete Buildings*. Applied Technical Council, California Seismic Safety Commission. Redwood City, California, 1996.
- [2] Marquez, Edelis del V, William Lobo-Q. and J. C. Vielma, *Comparative Analysis of the Energy Dissipation of Steel Buildings with Concentric and Eccentric Braces*, The Open Civil Engineering Journal, Vol 9: Page No. 295-307, 2015.
- [3] N. V. Gunderao, G.S. Hiremath, *Seismic Behavior of Reinforced Concrete Frame with Eccentric Steel Bracings*, SSRG International Journal of Civil Engineering, Vol 2: Page No. 41-46, 2015.
- [4] A. Shahnawaz and J. Raheem, *Comparison of Moment Resisting, Concentrically Braced & Eccentrically Braced Steel Frames*, International Journal for Scientific Research & Development, Vol 3: Page No. 1220-1222, 2015.
- [5] Jouybari, Y. Mozaffari, and A. A. Nikghalb, *Assessment of The Seismic Behavior of Eccentrically Braced Frame with Vertical and Horizontal Link*, International Journal of Civil Engineering and Building Materials, Vol 2: Page No. 39-46, 2012.
- [6] M. I. Khan and K.N. Khan, *Seismic Analysis of Steel Frame with Bracings using Pushover Analysis*, International Journal of Advanced Technology in Engineering and Science, Volume No. 02. Issue No. 07, Page No. 369-381, 2014.
- [7] Hanafiah, Saloma, Yakni Idris, and Julius Yahya, *The Behaviour Study of Shear Wall on Concrete Structure by Pushover Analysis*, International Journal on Advanced Science Engineering Information Technology, vol 7, pp. 1127-1133, 2017
- [8] M.G. Kalibhat, K. Kamath, S.K. Prasad, and R.R. Pai, "Seismic Performance of Concentric Braced steel frames from Pushover Analysis". IOSR Journal of Mechanical and Civil Engineering, Page No. 67-73, 2014.
- [9] R.C. Barros and R. Almeida, *Pushover Analysis of Asymmetric Three-Dimensional Building Frames*, Journal of Civil Engineering and Management, vol. XI, No. 1, pp. 3-12, 2005.
- [10] M.R. Maheri and R. Akbari, *Seismic Behaviour Factor R for Steel X-braced and Knee-braced RC Buildings*, Journal of Engineering Structures 25, pp.1505-1513, 2003.
- [11] Saloma, Yakni Idris, Hanafiah, and Nico Octavianus, *Structural Behaviour of Steel Building with Diagonal and Chevron Braced CBF (Concentrically Braced Frames) by Pushover Analysis*, International Journal on Advanced Science Engineering Information Technology, vol 7, pp. 716-722, 2017.
- [12] FEMA 356, *Prestandard and Commentary for the Seismic Rehabilitation of Buildings*, Federal Emergency Management Agency, Washington DC, 2000.
- [13] FEMA 440, *Improvement of Nonlinear Static Seismic Analysis Procedures*, Applied Technology Council, Redwood City, California, 2005.



KEMENTERIAN RISET, TEKNOLOGI, DAN PENDIDIKAN TINGGI  
**UNIT PENELITIAN DAN PENGABDIAN  
 PADA MASYARAKAT DAN KERJASAMA  
 FAKULTAS TEKNIK UNIVERSITAS SRIWIJAYA**



Jln. Raya Prabumulih KM. 32 Inderalaya (306620) Telp. (0711) 580739-580741 Fax (0711) 580062  
 e-mail : ftunsri@plasa.com

**REGISTRASI INTERNATIONAL JOURNAL ON ADVANCED SCIENCE  
 ENGINEERING INFORMATION TECHNOLOGY**

Sesuai dengan data yang ada pada kami, maka tulisan dengan judul :

- The Behaviour Study of Shear Wall on Concrete Structure by Pushover Analysis

ISSN : 2088-5334

*Penulis* : Dr. Ir. Hanafiah, MS

Telah teregistrasi dengan No.

NOMOR REGISTRASI																	
0	3	0	1	0	1	0	2	1	7	0	1	0	1	1	5	3	0
Kode Fakultas	Kode PS/Jurusan	Kode Publikasi	Kode Penulis	Tahun Publikasi	Kode Sumber Tulisan	Sumber Dana	Nomor urut Publikasi dan Fakultas										

Inderalaya, 27 Juli 2018



Unit Penelitian dan Pengabdian Masyarakat FT. UNSRI

*Abdullah Saleh*

Ir. I. Abdullah Saleh MS. M.Eng  
 NIP. 195304261984031001