

1.27_Adsorption of Lead Content in Leachate of Sukawinatan Landfill Using Solid Waste of Tofu 12.43.06 AM.pdf

By Hermansyah Hermansyah

Adsorption of Lead Content in Leachate of Sukawinatan Landfill Using Solid Waste of TofuSri Hartati^{1,*}, Dedik Budianta², Hermansyah³¹ Department of Natural Resources Management, Faculty of Environmental Management, Graduate Program, Sriwijaya University² Faculty of Agriculture, Department of Soil Sciences, Sriwijaya University³ Faculty of Mathematics and Natural Sciences, Department of Chemistry, Sriwijaya University Jl Padang Selasa, Bukit Besar Palembang 30129, Indonesia

*Corresponding author. email: hello2srinarch@gmail.com

11

Article history

Received	Received in revised form	Accepted	Available online
1 July 2016	23 July 2016	1 August 2016	15 August 2016

Abstract: A study on the adsorption of lead content in the leachate from the landfill by using solid waste of tofu. This study assessed the effects of weight of the solid waste of tofu and the contact time on the efficiency of the Pb adsorption. The sample used in this study was artificial sample of a solution of Pb metal ion and the sample of the leachate of the landfill waste. The study was carried out with a batch system, with the variables of weight of waste of tofu of 0.5; 1.0; 1.5 g. While the variables of the contact time were 0, 30, 60, 90, 120 and 150 minutes. To determine the optimum conditions, the waste of tofu was dissolved in 50 mL of Pb metal ion solution with a concentration of 20.27 mg/L and stirred with a shaker for 30 minutes at a speed of 180 rpm. The same thing was done by varying the contact time. When the optimum condition was obtained, it was applied with varying concentrations of Pb metal ion solution and garbage landfill leachate. The initial and the final levels of the Pb metal ion solution were analyzed by using the Atomic Adsorption Spectroscopy (AAS). The initial and the final results of the heavy metals were analyzed for disclosing the adsorption efficiency. To reveal the effects of the weight of the waste of tofu and the contact time, the data were analyzed with graphs. The waste of tofu with a weight of 1.5 g and a contact time of 90 minutes, had an adsorption efficiency of 97.68% at a concentration of 20.27 mg / L for Pb ion solution and 28.57% for the leachate from the landfill waste in 100 mL of leachate.

Keywords: solid waste of tofu, adsorbent, adsorption, lead, leachate

Abstrak (Indonesian): Telah dilakukan penelitian tentang adsorpsi kadar timbal dalam lindi dari sampah TPA dengan menggunakan limbah tahu. Penelitian ini akan mengkaji pengaruh berat ampas tahu dan waktu kontak terhadap efisiensi adsorpsi Pb. Sampel yang digunakan dalam penelitian ini adalah sampel buatan dari larutan ion logam Pb dan sampel dari lindi sampah TPA. Penelitian dilakukan dengan sistem batch, dengan variabel berat ampas tahu 0,5; 1,0; 1,5 g. Sedangkan variabel waktu kontak adalah 0, 30, 60, 90, 120 dan 150 menit. Untuk menentukan kondisi optimum, variabel berat ampas tahu dilarutkan dalam 50 ml larutan ion logam Pb dengan konsentrasi 20,27 mg/L lalu di aduk dengan shaker selama 30 menit dengan kecepatan 180 r.p.m. Hal yang sama dilakukan dengan variasi waktu kontak, setelah diperoleh kondisi optimum diaplikasikan dengan variasi konsentrasi larutan ion Pb dan lindi sampah TPA. Kadar larutan ion logam Pb awal dan akhir dianalisis dengan menggunakan Spektrofotometer Serapan Atom. Hasil awal dan akhir logam berat dianalisis untuk diketahui efisiensi adsorpsinya. Untuk mengetahui pengaruh berat ampas tahu dan waktu kontak data dianalisis dengan grafik. Ampas tahu dengan berat 1,5 g dan waktu kontak 90 menit, efisiensi adsorpsinya sebesar 97,68% pada konsentrasi 20,27 mg/L untuk larutan ion Pb dan 28,57% untuk lindi dari sampah TPA dalam 100 mL lindi.

Kata kunci: limbah padat tahu, adsorben, adsorpsi, timbal, lindi.

1. Introduction

At present the city of Palembang is faced with the problem of handling domestic waste which is increasingly accumulating. The city's garbage being accommodated in the Final Disposal Area (FDA) will undergo decomposition. The decomposition process leads to the physical, chemical and biological changes

simultaneously. The Problems will arise when rainwater and surface water seeps into the trash heap and causes the seepage of the liquid called leachate. This fluid can contaminate surface water and underground water.

The leachate from the landfill (FDA) is a contaminant that can damage the health of humans, pollute the environment and aquatic biota, because the leachate

contains a variety of organic and inorganic chemical compounds and a number of pathogenic bacteria [1].

Although various efforts have been made to eliminate the ions / heavy metal compounds from the industrial waste for decades, but the effectiveness of their physical and chemical processes is still limited [2]. The conventional method usually done is by way of depositing the metals in the sediment pond. Furthermore, the heavy metals are removed by means of extraction and electro reclamation [3]. Out of cost considerations, some innovative methods were developed. The methods include ultrafiltration with polymer [4] or by adsorption of biopolymers [5,6], filtration adsorption by using sand [6,7], adsorption by using magnetic iron oxide [8] and biosorption [9].

Biosorption is a method of taking / binding of metal ions by adsorption by using biological materials. Biosorption has been widely demonstrated as an alternative method for removing heavy metal compounds from contaminated waters, not only because it is inexpensive but also because it is safe for the environment [10].

Cost consideration is an important parameter in the sorbent materials. A Sorbent is considered "cheap" when it is obtained through simple processing, available in abundance both naturally and as a byproduct / waste of industrial activity, has a high adsorption capacity [6] and allows for renewal [11]. Relatively cheap biological material has shown its potential in removing these ions. Some byproducts of industry and agricultural products have potential to be used as a cheap adsorber.

The waste of tofu is a biomaterial produced from tofu manufacturing. This biomaterial potentially will cause environmental problems if it is not managed properly. But this waste contains a protein comprising of amino acids capable of forming a zwitterionic ions (doubly charged), a protein that has active sides (groups) such as (-NH₂) and OH and allows -SH to bind to metal ions or other compounds. Besides it also contains substances that are not soluble in water such as fat, starch and sugar. Time, the weight of the adsorbent, and Pb concentration are the factors that affect the adsorption. Therefore, these variables are used in this study.

2. Experimental Sections

The equipment used in this study were AA-7000 Atomic Adsorption Spectroscopy from Shimadzu, oven, analytical balance, shaking tool/shaker, erlenmeyer, beaker glass, flask, Whatman filter paper No. 42, desiccator, iron clamp, porcelain crucible, titrimetric pipette, pH meter, glass bottles to contain leachate.

The materials used in this study were Sukawinatan's landfill leachate water, HNO₃ 65%, Pb (NO₃)₂, distilled water, solid waste of tofu at Kemang Manis.

This study was carried out with a laboratory scale experimental method. This study began with the manufacturing of adsorbent from waste of tofu by putting 0.5 kg of wet tofu waste on an oven for 5 hours at a temperature of 105°C. Then dried tofu was obtained

which was then pulverized and sieved through a sieve to obtain dried tofu with a size of ± 250 µm. Furthermore, the process of adsorption between waste of tofu and lead metal ion solution. The variable process was the weight variation of 0.5; 1.0 up to 1.5 g with 50 mL volumes of waste for each sample and a stirring speed of 180 rpm. The contact time of adsorption process was 0; 30; 60; 90; 120; and 150 minutes with 0,5 g waste of tofu, 50 mL volumes of waste for each sample and a stirring speed of 180 rpm. For adsorption isotherms the variation of lead metal ion concentration was 0; 20; 40; 60; 80 and 100 ppm in an optimum condition. Furthermore, it was applied by using the leachate from the Sukawinatan's landfill based on the optimum condition from the previous stage.

The metal uptake, q (mg/g) expressed in the equation:

$$Q = \frac{(C_0 - C_e)V}{m} \quad (1)$$

where C_0 and C_e are the initial and final metal ion concentrations (in mg/L) respectively, V is the volume of the solution (in mL) and m is waste of tofu weight (in g) in dry form.

2.1. Freundlich isotherm

In 1906, Freundlich introduced adsorption isotherm equation. This empirical model can be applied to an adsorption system which is not ideal on heterogeneous surfaces such as on the adsorption by double surfaces and is expressed in the equation below:

$$q_e = K_f C_e^{1/n} \quad (2)$$

This equation can be used in a linear form by changing the above equation to become:

$$\log_{10} q_e = \log_{10} K_f + \frac{1}{n} \log_{10} C_e \quad (3)$$

in which q_e is the number of ions adsorbed (mg/g), C_e is the equilibrium concentration of the solution (mg/L), K_f and n are the equilibrium constants [12].

2.2. Langmuir isotherm

In 1916 Langmuir developed the theory of equilibrium isotherm to the amount of gas adsorbed on the surface. The Langmuir model is very good and can be applied to the adsorption isotherm. Langmuir isotherm formula is expressed as follows:

$$q_e = \frac{q_{max} b C_e}{1 + b C_e} \quad (4)$$

The above equation can be changed into the following linear equation:

$$\frac{C_e}{q_e} = \frac{1}{q_{max}b} + \frac{C_e}{q_{max}} \quad (5)$$

in which C_e is the equilibrium concentration of solution (mg/L), q_e is the amount of ions adsorbed (mg/g), q_{max} is the amount of maximum adsorption surface (mg/g), b is the equilibrium constant of adsorption [12].

Langmuir model assumes that the capture metal ions occurs on the homogeneous surface with a single layer adsorption without interaction among the ions adsorbed.

3. Result and Discussion

3.1. The characteristics of the leachate of Sukawinatan's landfill

Leachate contains organic materials, inorganic materials, and pathogenic bacteria. The leachate in this study has the characteristics of blackish brown and a pungent odor. The results of the study reveal the quality of the leachate as shown in Table 1.

Table 1. The Results of Analysis of the Leachate of Sukawinatan's Landfill

No.	Testing Parameter	Unit	Testing Results	Quality Standard	Notes
1.	Pb	mg/L	0,18	0,1	Over TLV
2.	BOD ₅	mg/L	266,95	50	Over TLV
3.	COD	mg/L	2320,6	100	Over TLV
4.	TSS	mg/L	239	200	Over TLV
5.	DO	mg/L	2,1	6	No More Than TLV
6.	NO ₂	mg/L	0,27	1	No More Than TLV
7.	pH	-	8,1	6,0 – 9,0	No More Than TLV
8.	Temperature	°C	24,9	38	No More Than TLV

The data in Table 1 show that four parameters, namely DO, NO₂, pH and temperature do not exceed the threshold limit value (TLV), while the other four parameters, namely Pb, BOD₅, COD, TSS exceed the threshold limit value (TLV) as specified by the Minister of State for the Environmental Matters Number 51 of the Year 1995 regarding The Quality Standards of Industrial Wastewater, so those that exceed the threshold limit value (TLV) need further processing before the leachate is allowed to enter the surrounding waters.

3.2. The characteristics of the waste of tofu

The data in Table 2 show that the waste of tofu taken from the area of Kemang Manis in Palembang City has the protein content fairly high at 18.91%. The protein has a power uptake of amino acids that form a zwitterionic ions (doubly charged) and can bind Pb²⁺. The pH value is 5.17 and the moisture content is high at 83.31%.

Table 2. The Results of Analysis of the Dried Waste of Tofu

No.	Parameter	Unit	Results
1.	Protein	%	18.91
2.	pH	-	5.17
3.	Moisture Content	%	83.31

3.3. The effects of the weight of tofu waste

The results of the study conducted on the basis of the weight of tofu waste of 0.5; 1.0; 1.5 g are presented in the curve below: the weight of tofu with the highest efficiency of adsorption of the metal ions of lead is 1.5 g.

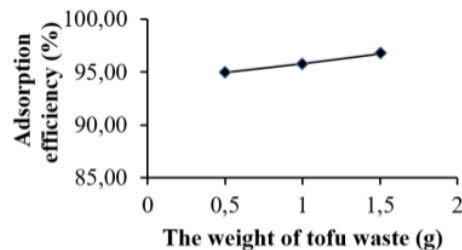
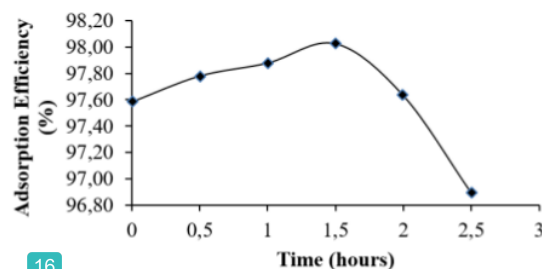


Figure 1. The effects of the weight of tofu waste on the adsorption of the Pb metal ion solution

The data in Figure 1 show that the heavier the tofu waste is used, the greater the efficiency of adsorption of the metal ions. For the weight of 0.5 g of tofu waste, the adsorption efficiency is 94.97%. When the weight of tofu waste is increased to 1.5 g, the adsorption efficiency increases to 96.74%. The increase of the weight of tofu waste is proportional with the increasing number of particles and the surface area of tofu waste, causing an increase in the active site of adsorption and adsorption efficiency. The adsorption process takes place on the surface layer of cells that have sites that are oppositely charged metal ions so that the interaction is passive and relatively fast [13]. The particles of adsorbent have an active side with a negative charge that will interact with positively charged metal ions [14]. By decreasing the particle size of the adsorbent, the more extensive the surface becomes, and the higher the adsorption efficiency becomes.



16

Figure 2. The effects of contact time (hours) on the adsorption of the Pb metal ion solution

20

3.4. The effects of contact time

The results of the study on the basis of the contact time of 0; 0.5; 1; 1.5; 2; 2.5 hours are presented in the curve below shown in Figure 2: the adsorption efficiency increases with the length of the contact time and the optimum contact time is achieved in 1.5 hours, then decreases. Before reaching 1.5 hours the likelihood is

3

<http://dx.doi.org/10.22135/sje.2016.1.2.42-46>

44

that the active group of tofu waste has not reached saturation, meaning that there are still many active groups that have not been used to adsorb Pb. At 1.5 hours, the active group that is used to adsorb Pb is in the optimum amount that is equal to 98.03%. After 1.5 hours, the adsorption decreases, this is because the active groups that exist in the adsorbent getting saturated by lead and the lead concentration in the solution is getting smaller in amount.

3.5. The capacity of adsorption of Pb metal ion by the waste of tofu

Biosorption isotherm is a relationship of equilibrium concentration of solute in a solution and solute equilibrium in biosorbent at a constant temperature. The type of adsorption isotherm can be used to study the mechanism of adsorption. The solid-liquid phase adsorption generally adopted Freundlich and Langmuir isotherm types [15]. The bonds between the molecules of adsorbate and adsorbent surface may occur by means of physisorption and chemisorption.

Table 3. Isotherm Adsorption of Pb Metal Ion Solution

Equilibrium Concentration (mg/L) C_e	Capacity of Adsorption (mg/g) q_e	C_e/q_e	$\log C_e$	$\log q_e$
0.47	0.66	0.71	-0.33	-0.18
1.06	1.24	0.86	0.03	0.09
1.47	1.92	0.77	0.17	0.28
2.17	2.59	0.84	0.34	0.41
3.02	3.22	0.94	0.48	0.51

In the determination of the type of isotherm the adsorbent used was at the optimum condition. Isotherm Adsorption of Pb Metal Ion Solution is shown in Table 3 and the isotherm adsorption of tofu waste of Langmuir and Freundlich type is shown in Figures 3 and 4. Freundlich isotherm showed higher linearity at 99.6% compared with the Langmuir isotherm at 69.5% with a value of $b = 0.10$. The value of the constant of $K_f = 1.29$ and $n = 1.15$.

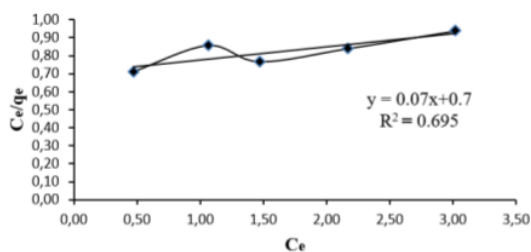


Figure 3. Langmuir's isotherm of the Pb metal ion biosorption by the biomass of tofu waste

The adsorption of Pb metal ion by tofu waste is considered to follow Freundlich isotherm type. If the type of isotherm adopted is Langmuir isotherm, the adsorption which takes place is chemisorption monolayer. If isotherm adopted is the Freundlich isotherm, adsorption occurs is physisorption

multilayered [16]. The mechanism of physisorption allows the bond between metal ions contained in the solution or waste, in addition to their ties with the adsorbent. Both bonds are only bound by van der Waals forces so that the bond between the adsorbate and adsorbent is weak. This allows the adsorbate to move freely until multi-layer adsorption process takes place.

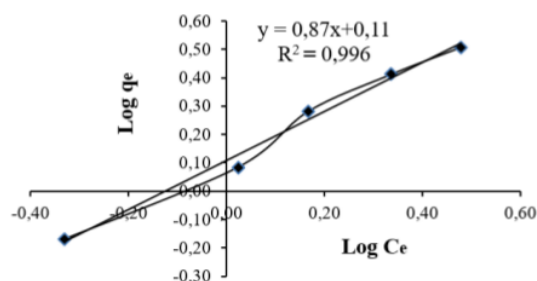


Figure 4. Freundlich isotherm of biosorption of Pb metal ions by the biomass of tofu waste.

3.6. The application of tofu waste on Pb in the leachate of Sukawinatan's Landfill

The lead (Pb) in the leachate of the landfill tested in this study had an initial Pb value before treatment of 0.14 mg/L in 100 mL of leachate waste and a final Pb value after treatment with tofu waste weighing 1.5 g with the contact time of 1.5 h has a value of 0.10 mg/L. The decrease of the Pb level reached 28.57% and an adsorption power of 0.003 mg/g. The testing of the existence of Pb contained in leachate used a testing method of Pb level with Atomic Absorption Spectrophotometer by means of reduction. The results show that the adsorption of the lead in the leachate provides good absorption efficiency. This shows that tofu waste with the optimum condition is an excellent adsorbent for use as an adsorbent material.

The value of the adsorption capacity obtained is quite good. The adsorptive capacity depends on the characteristics of the tofu waste such as its texture (surface area, pore size distribution), surface chemistry (functional groups on the surface) and protein content. It also relies on the adsorption characteristics: molecular weight, polarity, pKa, molecular size, and functional groups. The condition of the solution is also influential such as: pH, concentration and the adsorption of the other substances [17].

4. Conclusion

Based on the results of this study it can be concluded that the greater the x-concentration of Pb metal ions, the greater the mass of Pb metal ions adsorbed by the waste of tofu. The optimum adsorption is at a concentration of 20.27 mg/L that is equal to 7.68% with the weight of tofu waste of 1.5 g, the stirring speed of 180 rpm, and a

contact time of 1.5 hours. The adsorption of Pb metal ions by using tofu waste follows isotherm adsorption of Freundlich with R^2 value of 0.996. Its application to the leachate may decrease Pb metal by 28.57% and absorption capacity of 0.003 mg/g in 100 mL of leachate which is based on the optimum conditions obtained from the previous treatment.

References

- [1] S. P. Ganefati, dan J. P. Susanto. "Pengolahan Lindi (Leachate) dengan Model Coagulation – Biofilter Unaerobic." *Jurnal Teknologi Lingkungan*, vol. 9, pp. 191-196, 2008.
- [2] D. Kratochvil, and B. Volesky. "Biosorption of Cu from Ferruginous Wastewater by Algal Biomass." *Journal of Water Research*, vol. 32, pp. 2760-2768, 1998.
- [3] S. Babel, and D. Dacera. "Heavy Metal Removal from Contaminated Sludge for Land Application". *Journal of Waste Management*, vol. 26, pp. 988-1004, 2005.
- [4] E. Guibal. "Interactions of Metal Ions with Chitosan-Based Sorbents." *Journal of Separation and Purification Technology*, vol. 38, pp. 43-74, 2004.
- [5] L. K. Jang, D. Nguyen, and G. G. Geese. "Effect of pH on the Absorption of Cu(II) by Alginate Gel." *Journal of Water Research*, vol. 29, pp. 315-321, 1995.
- [6] S. E. Bailey, J. O. Trudy, R. M. Bricka, and D. D. Adrian. "A Review of Potentially Low-Cost Sorbents For Heavy Metals." *Journal of Water Research*, vol. 33, pp. 2469-2479, 1999.
- [7] M. M. Benjamin, R. S. Sletten, R. P. Bailey, and T. Bennet. "Sorption and Filtration of Metal using Iron-Oxide-Coated Sand". *Journal of Water Research*, vol. 30, pp. 2609-2620, 1996.
- [8] W. Y. Chen, P. R. Anderson and T. M. Holsen. "Recovery and Recycle of Metals from Wastewater with a Magnetite-Based Adsorption Proses." *Research Journal of the Water Pollution*, vol. 63, pp. 958-964, 1991.
- [9] B. Volesky. *Biosorption of Heavy Metal*, Florida, Boca Raton: CRC Press, 1990, pp. 396.
- [10] F. Veglio and F. Beolchini. "Removal of Metals by Biosorption." *Research Paper Hidrometallurgy*, vol. 44, pp. 301-316, 1997.
- [11] S. S. Ahluwalia and D. Goyal. "Microbial and Plant Derived Biomass for Removal of Heavy Metals from Wastewater." *Journal of Bioresource Technology*, vol. 98, pp. 2243-2257, 2007.
- [12] X. Wang and Y. Qin. "Equilibrium Sorption Isotherms for of Cu^{2+} on Rice Bran." *Journal of Process Biochemistry*, vol. 40, pp. 677-680, 2005.
- [13] M. N. Hughes dan R. K. Poole. *Metals and Microorganism*, London: Chapman and Hall, 1984.
- [14] A. H. A. Mahvi, D. Naghipour, F. Vaezi and S. Nazmara. "Teawaste as an Adsorbent for Heavy Metal Removal from Industrial Wastewater." *American Journal of Applied Science*, vol. 2, pp. 372-375, 2005.
- [15] P. W. Atkins. *Kimia Fisika 2*, Jakarta : Erlangga, 1999.
- [16] I. T. Anggraningrum. *Model Adsorpsi Ion Kompleks Koordinasi Nikel (II) pada Permukaan Alumina*, Jakarta: Tesis, Magister Sains Ilmu Kimia Universitas Indonesia, 1996.
- [17] F. Villacarias. "Adsorption of Simple Aromatic Compound on Activated Carbon." *Journal of Colloid and Interface Science*, vol. 293, pp. 128-136. 2005.

1.27_Adsorption of Lead Content in Leachate of Sukawinatan Landfill Using Solid Waste of Tofu 12.43.06 AM.pdf

ORIGINALITY REPORT

14%

SIMILARITY INDEX

PRIMARY SOURCES

1	media.neliti.com Internet	58 words — 2%
2	es.scribd.com Internet	47 words — 2%
3	Elisa Wildayana, M. Edi M. Edi Armanto. "Formulating Popular Policies for Peat Restoration Based on Livelihoods of Local Farmers", <i>Journal of Sustainable Development</i> , 2018 Crossref	36 words — 1%
4	www.scielo.org.ar Internet	34 words — 1%
5	Seyedeh Marzieh Ghasemi Demneh, Bahram Nasernejad, Hamid Modarres. "Modeling investigation of membrane biofouling phenomena by considering the adsorption of protein, polysaccharide and humic acid", <i>Colloids and Surfaces B: Biointerfaces</i> , 2011 Crossref	28 words — 1%
6	www.scilit.net Internet	28 words — 1%
7	www.e-journals.in Internet	27 words — 1%
8	Qi Zhou, Jianyong Liu, Guangren Qian, Jizhi Zhou. "Granular laterite for batch and column studies of phosphate removal and its modification with iron for enhancing the	25 words — 1%

-
- 9 Mahnaz Amiri, Masoud Salavati-Niasari, Ahmad Akbari, Tahereh Gholami. "Removal of malachite green (a toxic dye) from water by cobalt ferrite silica magnetic nanocomposite: Herbal and green sol-gel autocombustion synthesis", International Journal of Hydrogen Energy, 2017
21 words — 1%
Crossref
-
- 10 ejurnal.bppt.go.id
Internet 21 words — 1%
-
- 11 repositorio.ucam.edu
Internet 15 words — < 1%
-
- 12 Monika Jain, V.K. Garg, K. Kadirvelu. "Chromium(VI) removal from aqueous system using Helianthus annuus (sunflower) stem waste", Journal of Hazardous Materials, 2009
11 words — < 1%
Crossref
-
- 13 pt.scribd.com
Internet 11 words — < 1%
-
- 14 Wang, X.s.. "Equilibrium sorption isotherms for of Cu²⁺ on rice bran", Process Biochemistry, 200502
10 words — < 1%
Crossref
-
- 15 www.tandfonline.com
Internet 10 words — < 1%
-
- 16 A. Hashem. "Modification of Sodium Alginate for the Removal of Cd(II) from Aqueous Solutions", Polymer-Plastics Technology and Engineering, 7/1/2006
9 words — < 1%
Crossref
-
- 17 Qian, Q.. "Removal of organic contaminants from aqueous solution by cattle manure compost (CMC) derived activated carbons", Applied Surface Science, 20090401
8 words — < 1%
Crossref

-
- 18 www.ache.org.rs 8 words — < 1%
Internet
-
- 19 Gonte, Renuka R., Gauri Shelar, and K. Balasubramanian. "Polymer–agro-waste composites for removal of Congo red dye from wastewater: adsorption isotherms and kinetics", *Desalination and Water Treatment*, 2014. 7 words — < 1%
Crossref
-
- 20 Sari, A.. "Biosorption of Pb(II) and Ni(II) from aqueous solution by lichen (*Cladonia furcata*) biomass", *Biochemical Engineering Journal*, 20071115 6 words — < 1%
Crossref
-
- 21 B Benguella, H Benaissa. "Effects of competing cations on cadmium biosorption by chitin", *Colloids and Surfaces A: Physicochemical and Engineering Aspects*, 2002 6 words — < 1%
Crossref
-

EXCLUDE QUOTES ON
EXCLUDE BIBLIOGRAPHY ON

EXCLUDE MATCHES < 1%