

Growth aspect of squid (*Loligo chinensis*) from the Banyuasin Coastal Waters, South Sumatra, Indonesia

by Wike Ayu Eka Putri

Submission date: 04-Jun-2020 12:10PM (UTC+0700)

Submission ID: 1337492913

File name: EM_Mba_OJi.pdf (648.96K)

Word count: 5215

Character count: 27616



Ecologica Montenegrina
ISSN 2330-8744 (print) | ISSN 2337-0173 (online)

Ecologica Montenegrina 27: 1-10 (2020)
This journal is available online at: www.biotaxa.org/em

Article

Growth aspect of squid (*Loligo chinensis*) from the Banyuasin Coastal Waters, South Sumatra, Indonesia

FAUZIYAH^{1*}, ANNA I. S. PURWIYANTO¹, FITRI AGUSTRIANI¹ & WIKE A. E. PUTRI¹

Marine Science Study Program, Faculty of Mathematics and Natural Sciences, University of Sriwijaya, Indonesia.

*Corresponding author. E-mail: siti_fauziyah@yahoo.com

Received 3 November 2019 | Accepted by V. Pešić: 30 December 2019 | Published online 10 January 2020.

Abstract

Squid (*Loligo chinensis*) played an important role in small scale fisheries in Banyuasin Coastal Waters, however, the information and publications were limited. This study aimed to estimate the length at first capture ($L_{C50\%}$), the length at first maturity (L_m), growth pattern and condition factor of *L. chinensis* from Banyuasin Coastal Waters of South Sumatra. The squids were observed for samples in April 2018 and March 2019 using a stationary lift net. During the observation, the squid measurement was conducted on 1179 individuals. The mantle length ranged was 40-210 mm and their body weight ranged was 2-42 gr. The value of $L_{C50\%}$, L_m and $\frac{1}{2}L_\infty$ were obtained at 103 mm, 147 mm, and 110.5 mm respectively. The analysis results of the length-weight relationship ($W = 0.0145L^{1.4618}$, $R^2 = 0.9265$ and $P < 0.05$) showed that their growth pattern was negative allometric ($b < 3$). The mean relative condition factor ($K_n = 1.01$) above the critical value limits ($K=0.56$) confirmed that the environmental condition of Banyuasin Coastal Waters suitable for the *L. chinensis* growth. However, should be careful with their length size of the squid catch were not feasible in the capture.

Key words: allometric, Banyuasin, condition factor, *Loligo chinensis*.

Introduction

Banyuasin coastal waters are strongly influenced by Sungsang estuary and have good fish diversity (Fauziyah et al. 2019b; Fauziyah et al. 2019c; Fauziyah et al. 2019a). This area is essential for the local fishing community (Fauziyah et al. 2018; Fauziyah et al. 2019b) due to not only maritime transport and settlement but as fishing center activities (Sari et al. 2013; Nurhayati et al. 2016).

In Banyuasin Coastal Waters, squid (*L. chinensis*) is the by-catch of fishing operation but it has high economic value (Fauziyah et al. 2012; Fauziyah et al. 2013). The composition of squid catches using the fishing gear of stationary lift net in Banyuasin Coastal Waters ranged from 7-12% (Gustaman et al. 2012). On the other hand, in the Cirebon waters, the squid is the main catch of the "bouke ami" net with an average percentage of catch more than 50% of total fish landed (Puspasari and Triharyuni 2013).

Although as a by-catch, due to its high economic value (Gustaman et al. 2012), squid plays an important role for the small scale fisheries in Banyuasin Coastal Waters and also in other waters in

Indonesia such as Rembang (Puspasari and Triharyuni 2013), Bangka (Oktariza et al. 2015) and Lampung (Yudha 2011). In addition, using the stationary lift net, the squid was also caught by local fishermen in the Java Sea using pure seine and seine net (Puspasari and Triharyuni 2013).

Besides squids play an important role in the small-scale fisheries, they play an important role in the marine food chain due to belong to the third trophic level in the food chain (Emam et al. 2014). However, the information and publications on squid fisheries in Banyuasin are limited therefore, a preliminary study on squid resources is needed. One of them is the study of growth aspects such as size distribution, morphometric, length-weight relationship (LWR), condition factor, growth pattern, age, life cycle, and growth parameters (Arkhipkin et al. 1998; Bat et al. 2009; Guerra and Castro 2012; Nuzapril et al. 2013; Ferreri 2014; Muchlisin et al. 2014; Oktariza et al. 2015; Fauziyah et al. 2016).

Some studies on the squid growth in the Indonesia waters had been conducted by some authors such as biological characteristics of squid in the Java Sea (Puspasari and Triharyuni 2013), the LWR of squid in the Bangka waters (Bangka (Oktariza et al. 2015), morphometric and condition factor of squid in Northern Coast of Central Java (Nuzapril et al. 2013), the LWR and condition factor of squid in Northern Sea of Aceh (Muchlisin et al. 2014). The LWR research can reflect population dynamics, growth patterns, gonadal development and general conditions, and the body shapes comparison from different fish groups (Sarma 2015). The LWR was useful in fisheries management for both basic research and applications (Shingadia 2015) and as an important tool in fisheries biology, ecology, physiology, conservation, and fisheries assessment as well as water management and conservation (Lawson and Olagundoye 2011; Hossain and Sultana 2016).

Very little is known about the growth aspect of squid in Banyuasin coastal waters. The study aimed to estimate the length at first capture, the length at first maturity, growths pattern and condition factor for the squid from Banyuasin coastal waters. The study results are expected to be useful for the basis of the squid population management in Banyuasin coastal waters.

Material and methods

The study was conducted in April 2018 and March 2019 in Banyuasin Coastal Waters of South Sumatra, Indonesia (Figure 1).

During the observation, the stationary lift nets (11 samples units in 2018 and 17 samples units in 2019) were used. All measurements were conducted on the stationary lift net included mantle length (L) and body weight (W). The estimation of the length-at first capture ($L_{C50\%}$) using the standard logistic curve method (Saputra et al. 2010; Fauziyah et al. 2016). The feasible fish size for capture was obtained by the ratio of the $L_{C50\%}$ value to the asymptotic length (L_{∞}). And other opinions used length-at maturity (L_m) as the critical limit value (Hoggarth et al. 2006; Amponsah et al. 2016). The mean length size of the fish capture had been feasible if the ratio ($L_{C50\%}/L_{\infty}$) > 0.5. The estimation of the L_{∞} and L_m value was obtained by the formula (Pauly 1983; Hoggarth et al. 2006; Amponsah et al. 2016) as follows:

$$L_{\infty} = \frac{L_{max}}{0.95}$$

$$L_m = \frac{2}{3} L_{\infty}$$

where L_{∞} is the asymptotic length, L_{max} is the maximum size of mantle length from the squid catch, and L_m is the length-at first maturity.

The growth pattern was determined through the LWR analysis using the equation (Le Cren 1951; Froese 2006):

$$W = aL^b$$

$$\log W = \log a + b \log L$$

where W is the squid weight in grams, L is the squid mantle length in centimeters, log a is the exponent describing the change rate of weight with length and b is the slope of the regression model or the allometric coefficient.

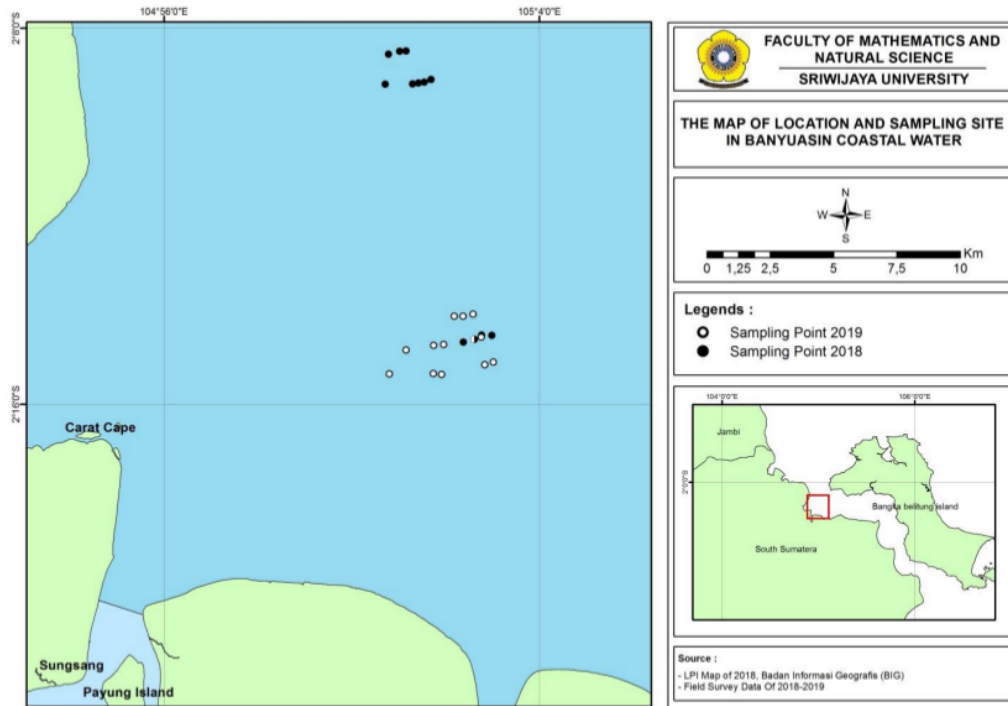


Figure 1. Location and sampling in Banyuasin Coastal Waters. The black circle indicated the sampling position in 2018 while the white circle indicated the sampling position in 2019. Sampling was conducted using a stationary lift net.

In order to determine the growth pattern, Bailey's t-test was needed (Thomas 2013; Nair et al. 2015). The t-test was run to determine significant differences from the isometric value ($b = 3$) with significant level at 5% ($P < 0.05$). The formula of Bailey's t-test as follows (Fauziyah et al. 2019d):

$$t_s = \left| \frac{a-b}{sb} \right|$$

where H_0 is $b = 3$, H_1 is $b \neq 3$, t_s is testing value b is regression coefficient of log-transformed data and Sb is the standard error of b . If the t_s value $\leq t_{table}$ indicated the isometric growth pattern whereas if $t_s > t_{table}$ indicated the allometric growth pattern. When the b value less than 3, their growth pattern was negative allometric. On the contrary, positive allometric if the b value greater than 3 (Sangun et al. 2007; Benchikh et al. 2018).

The relative condition factor (K_n) and Fulton's condition factor (K) were used in this study. Fulton's condition factor was used for the isometric growth pattern whereas the relative condition factor for the allometric growth pattern (Nuzapril et al. 2013). Both condition factors were calculated based on the LWR results using the formula (Le Cren 1951; Ricker 1975; Kamik and Chakraborty 2001; Froese 2006; Nash et al. 2006; Nuzapril et al. 2013; Muchlisin et al. 2014; Ferreri 2014; Emam et al. 2014):

$$K = 10^5 \frac{W}{L^3}$$

$$K_n = \frac{W}{aL^b}$$

where K is Fulton's condition factor, K_n is the relative condition factor, W is the squid weight in grams, and L is the squid mantle length in millimeters and 10^5 is the factor is used to bring K close to unity.

Results

The values of $L_{C50\%}$, L_{∞} and L_m

The length-frequency data for 1,179 specimens of *L. chinensis* were used in this analysis. Mantle length (L) ranged from 40 to 210 mm and their weight ranged from 2 to 42 grams. The mean of the mantle length and their body weight were 105.5 mm and 13.5 gram respectively. The most specimens were found distributed in 101 to 110 mm (Figure 2). The L_{∞} and $\frac{1}{2}L_{\infty}$ values observed were 221 and 110.5 mm respectively. The critical value for feasible capture was 110.5 mm. Figure 3 showed the length at first capture ($L_{C50\%}$) of *L. chinensis* using the catch curve based on normal cumulative distribution. The $L_{C50\%}$ value was 103 mm which was smaller than the critical value ($\frac{1}{2}L_{\infty} = 110.5$).

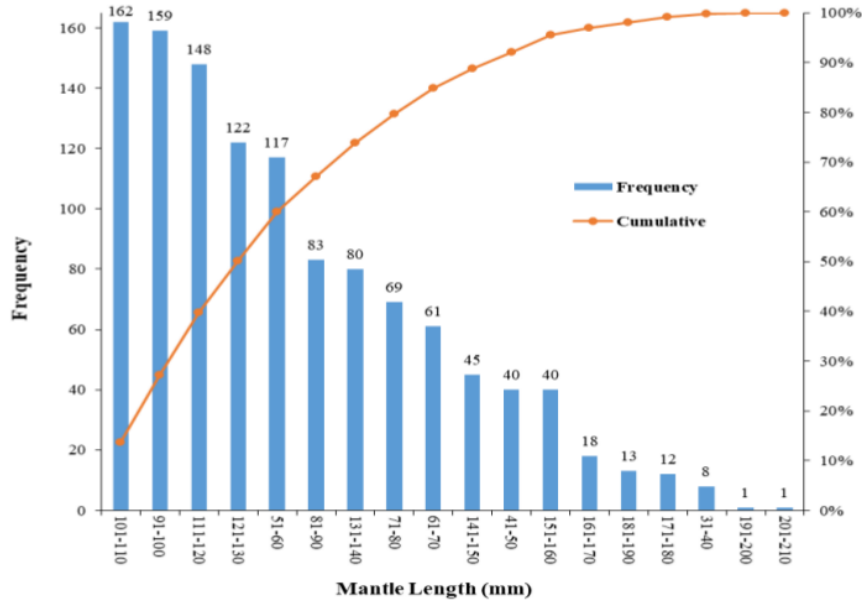


Figure 2. Pareto diagram for *L. chinensis* from Banyuasin Coastal Waters of South Sumatra. This diagram indicated a graphical overview of frequency distribution in ranking order from the most frequent to the least frequent. The first length group at X-axis (101-110 mm) showed the most frequently that the specimen was found.

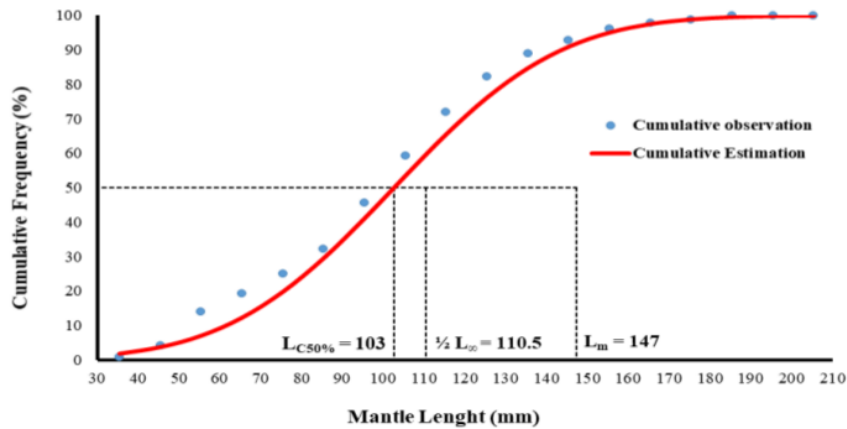


Figure 3. The length at first capture ($L_{C50\%}$), critical value ($\frac{1}{2}L_{\infty}$) and length at maturity (L_m) for *L. chinensis* from Banyuasin Coastal Waters of South Sumatra. The blue dot indicates the cumulative observation and the red line indicates the cumulative prediction.

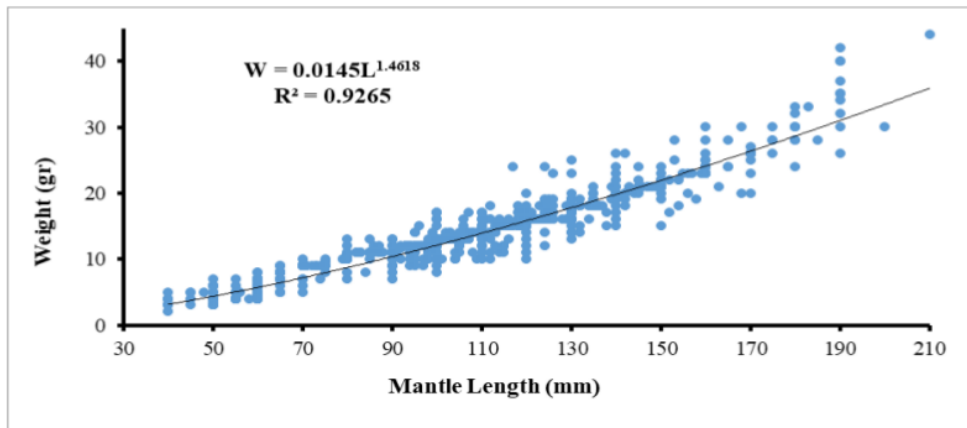
Length-weight relationship

The results of the LWR analysis were given di Table 1 and illustrated in Figure 4. F test showed t₁ that the mantle length diversity of *L. chinensis* can explain the bodyweight diversity simultaneously. Highly significant correlation coefficients values ($R^2 > 0.9$; $p < 0.05$) were obtained for this squid indicated that a very strong correlation between mantle length and body weight. The LWR analysis obtained was $W = 1.4618L^{1.4618}$ and the logarithmic formula could be written as $\text{Log } W = 1.4618 \text{ Log } L - 1.8391$. The t₁ value greater than t_{table} indicated that the b value significantly differs ($p < 0.05$) from the isometric value ($b = 3$). And the b value < 3 exhibited the growth pattern of *L. chinensis* was negative allometric growth.

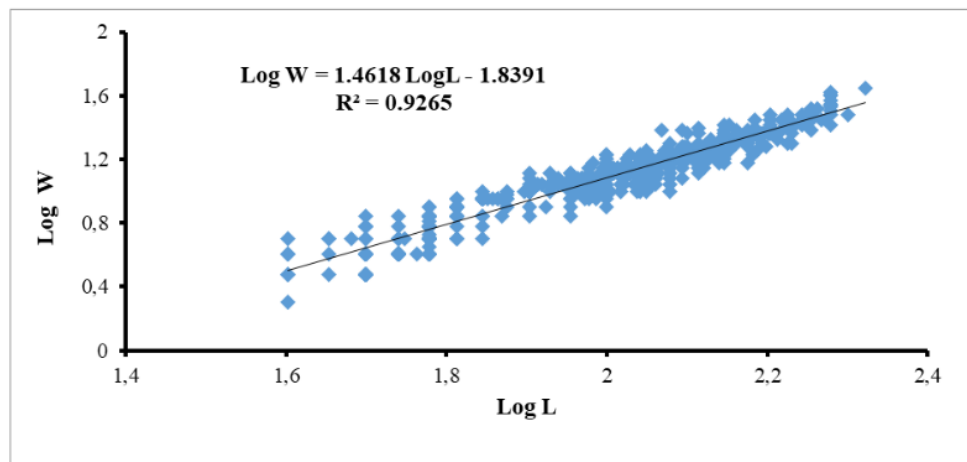
Table 1. Parameters of Length-Weight Relationships (LWRs) for *L. chinensis* in Banyuasin Coastal Waters of South Sumatra. The R² value > 0.86 indicates the model performance was very good.

Parameters of the relationship				Bailey's t-test		Growth pattern	
W-L equation	S _b	Sig. F	R ²	t _{test} of b	t _{table}	t _s =(3-b)/S _b	
$W=0.4195L^{1.4618}$	0.012	0.00 ^a	0.926	121.8 ^a	2.244	128.14 ^a	Allometric (+)

^a: significant at 5% level ($p < 0.05$); S_b : standard error of b; b : regression coefficients



A. The power equation



B. The logarithmic equation

Figure 4. Length-weight relationship (LWR) for *L. chinensis* in Banyuasin Coastal Waters of South Sumatra. The LWR graphs can be expressed in terms of the power (A) and logarithmic (B) equations. Both of these equations produce the same values of R² (model performance parameter) and b (growth pattern parameter).

Condition factor

The result of Bailey's t-test had been indicated the allometric growth pattern for *L. chinensis* in Banyuasin Coastal Waters. Therefore, the condition factor analysis calculated by the formula of relative condition factor (K_n). The fluctuations of K_n values were represented in Fig. 5. The K_n value ranged from 0.63 to 1.59 with the mean value was 1.01 ± 0.13 . All of the K_n values were greater than the critical value ($K=0.56$) indicated that the environmental condition of Banyuasin Coastal Waters suitable for the growth of *L. chinensis*.

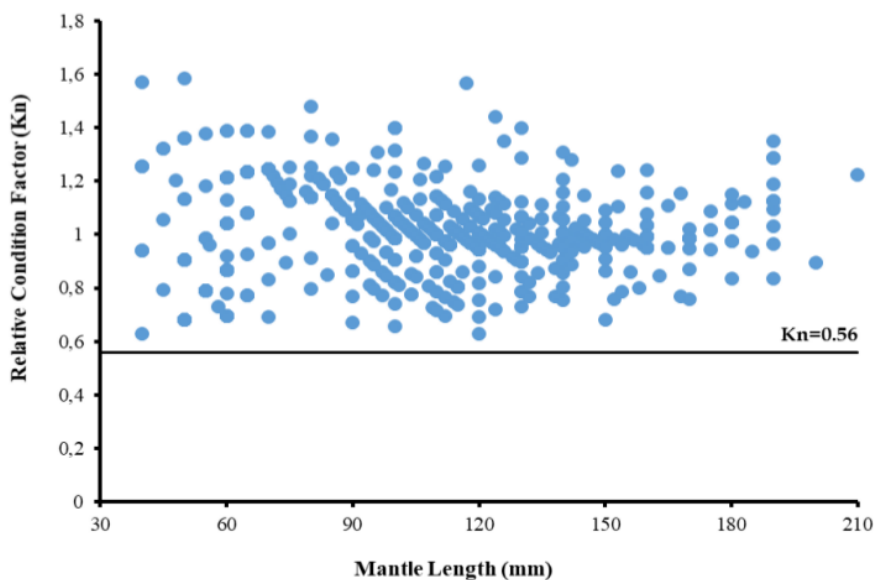


Figure 5. Variation in relative condition factor (K_n) of *L. chinensis* in Banyuasin Coastal Waters of South Sumatra. The K_n value for each specimen is greater than the critical point value ($K_n = 0.56$) indicating good conditions of well-being.

Discussion

Besides being important as a fishery resource, squid is also an indicator of large-scale oceanographic changes (Chen et al. 2007) and an important ecological species (Jackson 1998). There were at least 19 species of fish, 8 species of marine animals and 13 species of birds that were predators of squid (Jackson 1998).

The squid *L. chinensis* is an Indo-Pacific species (Jereb and Roper 2007) and one of the cephalopods that are fast-growing mollusks (Aneesh et al. 2014). Cephalopods are typically short-lived invertebrates and the lifespan of squid was estimated to average about 1 year (Jackson et al. 1997; Jackson and Moltschanivsky 2001; Fang et al. 2016). Some tropical loliginids, including *L. chinensis* and *Loliolus noctiluca*, have been reported to have a life cycle of fewer than 200 days (Jackson et al. 1997). Variation in food availability, geographic and ecology condition can affect the variation of growth patterns (Chen and Chiu 2003).

Compared with observation in the Java Sea (Puspasari and Triharyuni 2013; Nuzapril et al. 2013), the mantle length of *L. chinensis* in this study tended to attain larger sizes but smaller than Bangka waters (Oktariza et al. 2015). The difference in the mantle length will affect the L_m and $L_{C50\%}$ values. This present study showed that the $L_{C50\%}$ value was smaller than both critical value (L_m and $1/2L_\infty$). It illustrated that the majority of the catch constituted juvenile squid. This L_m value was almost similar to the research in the Indian Ocean (Jereb and Roper 2007). If L_m has occurred earlier and $L_{50\%}$ was smaller, it showed evidence of squid population induced outgrowth to earlier maturation at smaller sizes. Maturity at length was positively related to the fishery abundance of squid and it was affected by the environmental condition (Pierce et al. 2005).

The b value from the present study ($b = 1.4618$) was statistically significant from the isometric value ($b = 3$, $p < 0.05$). The value was smaller than the other studies in the Bangka Waters with the b value of 1.632 (Oktariza et al. 2015) and the Lamongan waters (Mulyono et al. 2017) with the b value of 1.803. This result showed that the weight of the squid populations in this study increased more slowly. It indicated that squid populations in this study to allocate growth for reproductive tissue also more slowly. This condition was not good in order to maintain their sustainable stock from their high fishing pressure.

Based on the b value and Bailey's t-test for this study showed a negative allometric growth and it was similar to study on *L. chinensis* from Bangka waters (Oktariza et al. 2015), Lamongan waters (Mulyono et al. 2017), Central Java Waters (Nuzapril et al. 2013; Perangin-angin et al. 2015), Java Sea (Puspasari and Triharyuni 2013). The negative allometric growth also reported for *Sepioteuthis lessoniana* from Jaffna Lagoon, Sri Lanka (Sivashanthini et al. 2009), *S. lessoniana* and *Uroteuthis* sp. from the northern sea of Aceh (Muchlisin et al. 2014) as well as *Loligo duvauceli* from Mumbai waters, west coast of India (Karnik and Chakraborty 2001). In contrast, *L. vulgaris* from the Cadiz Gulf (Spain) showed positive allometric growth (Vila et al. 2010). In general, cephalopods especially *Loligo* follows the allometric growth pattern (Karnik and Chakraborty 2001). The negative allometric growth ($b < 3$) showed that the squid became lighter (Nair et al. 2015). The negative allometric growth may be due to the unfavorable condition (Nair et al. 2015).

Variation in growth patterns reflected the change in body squid that can analyzed by the condition factor (Le Cren 1951). If the growth pattern was the negative allometric, the 'K' value will tend to be decreased with increasing the mantle length (Emam et al. 2014) but it is not identical to the increase in size body (Zubia et al. 2014). The K value is the parameter of feeding condition (Le Cren 1951) or the fitness/wellbeing (Anene 2005), and also useful for monitoring of feeding intensity, age and growth rates of fish (Sinha et al. 2018). The high the 'K' values indicated favorable environmental conditions otherwise low values indicated the unfavorable environmental condition (Blackwell et al. 2000). Opinion for the critical limit of the 'K' value differs between researchers. One opinion said that the fish condition was considered as wellbeing or good condition if the 'K' value ≥ 1 (Le Cren 1951; Sachidanandamurthy and Yajurvedi 2008; Sinha et al. 2018) and other opinions said that the fishes with the 'K' value > 0.56 were considered as in good condition (Bennet 1970). The 'K' value in this study ($K > 0.56$) indicated that *L. chinensis* was in good condition of well-being. The 'K' value was strongly correlated to LWR, therefore, the b value was essential to assess the wellbeing of fish (Hamid et al. 2015). Therefore higher K indicated good feeding conditions for squid and it depends on seasonal changes and geographical differences.

Conclusion

This research provided basic information about the length-at first capture, length-at first maturity, asymptotic length, growths pattern and factor condition of squid *L. chinensis* in Banyuasin Coastal Waters. The length average of this squid catch was not feasible due to the most catch constituted juvenile. The growth pattern of negative allometric had been observed in this study. The condition factor showed evidence this squid was in good condition of well-being but should be careful with the high fishing pressure and their length size of the squid catch was not feasible in the capture.

Acknowledgments

The authors would like to thank Mr. Ardani, Mr. Saderun and the crews of the stationary lift net for their help and collaboration. And special thanks are due to the Ministry of Research, Technology and Higher Education of the Republic of Indonesia for their funding support in 2018-2019. The authors are also grateful to an anonymous reviewer for their constructive comments and suggestions.

References

- Amponsah, S. K. K., Ofori-Danson, P. K., and Nunoo, F. K. (2016) Population dynamics of *Engraulis encrasicolus* (Linnaeus, 1758) within Ghana's coastal waters. *International Journal of Fisheries and Aquatic Studies* 4, 258–263.

- Aneesh, K. K. V., Pravin, P., Ragesh, N., and Meenakumari, B. (2014) Length-weight relationship of neon flying squid *Ommastrephes bartramii* (Cephalopoda: Ommastrephidae) caught from Indian sector of Southern Ocean. *Indian Journal of Geo-Marine Sciences* 43, 1581–1584.
- Anene, A. (2005) Condition factor of four cichlid species of a Man-made Lake in Imo State, Southeastern Nigeria. *Turkish Journal of Fisheries and Aquatic Sciences* 5, 43–47.
- Arkhipkin, A. I., Laptikhovskiy, V. V., Bespyatykh, A. V., and Murzov, S. A. (1998) Growth, reproduction and feeding of the tropical squid *Ornithoteuthis antillarum* (Cephalopoda, Ommastrephidae) from the central-east Atlantic. *Scientia Marina* 62, 273–288.
- Bat, N. K., Vinh, C. T., Folkvord, A., Johannessen, A., Tsuchiya, K., and Segawa, S. (2009) Age and growth of mitre squid *Photololigo chinensis* in the Tonkin Gulf of Vietnam based on statolith microstructure. *La Mer* 47, 57–65.
- Benchikh, N., Diaf, A., Ladaimia, S., Bouhali, F. Z., Dahel, A., and Djebar, A. B. (2018) European anchovy *Engraulis encrasicolus* (Linnaeus, 1758) from the gulf of annaba, east Algeria: Age, growth, spawning period, condition factor and mortality. *AAFL Bioflux* 11, 730–743.
- Bennet, G. W. (1970) 'Management of lakes and ponds' 2nd ed. (Van Nostrand Reinhold Company: New York.)
- Blackwell, B. G., Brown, M. L., and Willis, D. W. (2000) Relative Weight (W_r) Status and Current Use in Fisheries Assessment and Management. *Reviews in Fisheries Science* 8, 1–44. doi:10.1080/10641260091129161
- Chen, C. S., and Chiu, T. S. (2003) Variations of life history parameters in two geographical groups of the neon flying squid, *Ommastrephes bartramii*, from the North Pacific. *Fisheries Research* 63, 349–366. doi:10.1016/S0165-7836(03)00101-2
- Chen, X. J., Zhao, X. H., and Chen, Y. (2007) Influence of el Niño/La Niña on the western winter-spring cohort of neon flying squid (*Ommastrephes bartramii*) in the northwestern Pacific Ocean. *ICES Journal of Marine Science* 64, 1152–1160. doi:10.1093/icesjms/fsm103
- Le Cren, F. D. (1951) The length-weight relationship and seasonal cycle in gonad weight I and condition in the perch (*Perca fluviatilis*). *Journal of Animal Ecology* 20, 201–219.
- Emam, W. M., Saad, A. A., Riad, R., and ALwerfaly, H. A. (2014) Morphometric study and length-weight relationship on the squid *Loligo forbesi* from the Egyptian Mediterranean waters. *International Journal of Environmental Science and Engineering (IJESE)* 5, 1–13.
- Fang, Z., Li, J., Thompson, K., Hu, F., Chen, X., Liu, B., and Chen, Y. (2016) Age, growth, and population structure of the red flying squid (*Ommastrephes bartramii*) in the North Pacific Ocean, determined from beak microstructure. *Fishery Bulletin* 114, 34–44. doi:10.7755/fb.114.1.3
- Fauziyah, Agustriani, F., Purwiyanto, A. I. S., Putri, W. A. E., and Suteja, Y. (2019a) Influence of environmental parameters on the shrimp catch in Banyuasin Influence of environmental parameters on the shrimp catch in Banyuasin Coastal Water, South Sumatra, Indonesia. *Journal of Physics: Conference Series* 1282. doi:10.1088/1742-6596/1282/1/012103
- Fauziyah, Agustriani, F., Putri, W. A. E., Purwiyanto, A. I. S., and Suteja, Y. (2018) Composition and biodiversity of shrimp catch with trammel net in Banyuasin coastal waters of South Sumatra, Indonesia. *AAFL Bioflux* 11, 1515–1524.
- Fauziyah, Hadi, Saleh, K., and Supriyadi, F. (2016) Size Distribution of Anchovy (*Stolephorus* sp.) Caught in Stationary Liftnets at Sungsang Estuary South Sumatra. *Marine Fisheries* 7, 161–169. doi:10.29244/jmf.7.2.161-169
- Fauziyah, Nurhayati, Bernas, S. M., Putera, A., Suteja, Y., and Agustiani, F. (2019b) Biodiversity of fish resources in Sungsang Estuaries of South Sumatra. *IOP Conference Series: Earth and Environmental Science* 278. doi:10.1088/1755-1315/278/1/012025
- Fauziyah, Purwiyanto, A. I. S., Putri, W. A. E., Agustriani, F., Mustopa, A. Z., and Fatimah (2019c) The first investigation record of threatened horseshoe crabs in the Banyuasin estuarine, South Sumatra, Indonesia. *Ecologica Montenegrina* 22, 17–22.
- Fauziyah, Putri, W. A. E., Purwiyanto, A. I. S., Agustriani, F., Mustopa, A. Z., and Fatimah (2019d) The morphometric variability of the mangrove horseshoe crab (*Carcinoscorpius rotundicauda*) from Banyuasin estuarine of South Sumatra, Indonesia. *Ecologica Montenegrina* 46, 38–46.
- Fauziyah, Saleh, K., Hadi, H., and Supriyadi, F. (2012) Respon Perbedaan Intensitas Cahaya Lampu Petromak Terhadap Hasil Tangkapan Bagan Tancap Di Perairan Sungsang Sumatera Selatan. *Maspari Journal* 4, 215–224.

- Fauziyah, Supriyadi, F., Saleh, K., and Hadi (2013) Effect of Hauling Time of Stationary Lift Net on the Catch Fish in Sungsang Estuary, South Sumatra. *Jurnal Lahan Suboptimal* 2, 50–57.
- Ferreri, G. A. B. (2014) Length-Weight Relationships and Condition Factors of the Humboldt Squid (*Dosidicus Gigas*) from the Gulf of California and the Pacific Ocean. *Journal of Shellfish Research* 33, 769–780. doi:10.2983/035.033.0311
- Froese, R. (2006) Cube law, condition factor and weight-length relationships: History, meta-analysis and recommendations. *Journal of Applied Ichthyology* 22, 241–253. doi:10.1111/j.1439-0426.2006.00805.x
- Guerra, A., and Castro, G. B. (2012) On the life cycle of *Sepia officinalis* (Cephalopoda, Sepioidea) in the ria de Vigo (NW Spain). *Cahiers de Biologie Marine* 2, 83–97. doi:10.2222/jsv1951.2.83
- Gustaman, G., Fauziyah, and Isnaini (2012) Efektifitas Perbedaan Warna Cahaya Lampu terhadap Hasil Tangkapan Bagan Tancap di Perairan Sungsang Sumatera Selatan. *Maspari Journal* 4, 92–102.
- Hamid, M. A., Mansor, M., and Nor, S. A. M. (2015) Length-weight relationship and condition factor of fish populations in Temengor Reservoir: Indication of environmental health. *Sains Malaysiana* 44, 61–66. doi:10.17576/jsm-2015-4401-09
- Hoggarth, D. D., Abeyasekera, S., Arthur, R. I., Beddington, J. R., Burn, R. W., Halls, A. S., Kirkwood, G. P., McAllister, M., Medley, P., Mees, C. C., Parkes, G. B., Pilling, G. M., Wakeford, R. C., and Welcomme, R. L. (2006) Stock assessment for fishery management – A framework guide to the stock assessment tools of the Fisheries Management Science Programme (FMSP). No. 487. Fisheries Technical Paper, Rome.
- Hossain, M., and Sultana, N. (2016) Morphometric characters and length-weight relationship of *Bele*, (*Glossogobius giuris*) from Mithamoin haor, Kissorgonj, Bangladesh. *Journal of the Bangladesh Agricultural University* 12, 389–395. doi:10.3329/jbau.v12i2.28699
- Jackson, G. D. (1998) Research into the life history of *Loligo opalescens*: Where to from here? *California Cooperative Oceanic Fisheries Investigations Reports* 39, 101–107.
- Jackson, G. D., Forsythe, J. W., Hixon, R. F., and Hanlon, R. T. (1997) Age, growth, and maturation of *Lolliguncula brevis* (Cephalopoda: Loliginidae) in the northwestern Gulf of Mexico with a comparison of length-frequency versus statolith age analysis. *Canadian Journal of Fisheries and Aquatic Sciences* 54, 2907–2919. doi:10.1139/f97-192
- Jackson, G. D., and Moltshaniwsky, N. A. (2001) Temporal variation in growth rates and reproductive parameters in the small near-shore tropical squid. *Marine Ecology Progress Series* 218, 167–177.
- Jereb, P., and Roper, C. F. E. (2007) Cephalopods of the Indian Ocean. A review. Part I. Inshore squids (Loliginidae) collected during the International Indian Ocean Expedition. *Proceedings of the Biological Society of Washington* 119, 91–136. doi:10.2988/0006-324x(2006)119[91:cotioa]2.0.co;2
- Karnik, N. S., and Chakraborty, S. K. (2001) Length-weight relationship and morphometric study on the squid *Loligo duvauceli* (d'Orbigny) (Mollusca / Cephalopoda) off Mumbai (Bombay) waters, west coast of India. *Indian Journal of Marine Sciences* 30, 261–263.
- Lawson, E. O., and Olagundoye, A. U. (2011) Growth patterns, diet composition and sex ratios in giant african threadfin, *Polydactylus quadrifilis* from Ologe Lagoon, Lagos, Nigeria. *International Journal of Agriculture and Biology* 13, 559–564.
- Muchlisin, Z. A., A., M., Zulkarnaini, Purnawan, S., Cheng, S. H., and and Setiawan, I. (2014) Hubungan panjang berat dan faktor kondisi tiga spesies cumi hasil tangkapan nelayan di perairan laut Aceh Bagian Utara. *Bionatura-Jurnal Ilmu-ilmu Hayati dan Fisik* 16, 72–77.
- Mulyono, M., Nuraini, A., Dewi, I. J. P., Kritiani, M. G. E., and Syamsudin, S. (2017) Biology aspects and length-weight relationship of squid *Loligo chinensis* in the waters of Lamongan Regency, East Java Province, Indonesia. *AACL Bioflux* 10, 1221–1225.
- Nair, P., Joseph, S., and Pillai, V. (2015) Length-weight relationship and relative condition factor of *Stolephorus commersonii* (Lacepede, 1803) exploited along Kerala coast. *Journal of the Marine Biological Association of India* 57, 27–31. doi:10.6024/jmbai.2015.57.2.01856-04
- Nash, R. D. M., Valencia, A. H., Geffen, A. J., and Meek, A. (2006) The Origin of Fulton's Condition Factor- Setting the Record Straight. *Fisheries* 31, 236–238.
- Nurhayati, Fauziyah, and Bernas, S. M. (2016) Relationship of length-weight and growth pattern of fish in Musi River Estuary, Banyuasin Regency, South Sumatra. *Maspari Journal - Marine Science Research (Program Studi Ilmu Kelautan Fakultas Matematika dan Ilmu Pengetahuan Alam Universitas Sriwijaya)* 8, 111–118.

- Nuzapril, M., Widyorini, N., and Afiati, N. (2013) Analisis Morfometri dan Faktor Kondisi pada Cumi-Cumi *Photololigo duvaucelii* yang Didaratkan di Beberapa TPI Pantai Utara Jawa Tengah. *Diponegoro Journal of Maquares* 2, 18–27. Available at: <http://ejournal-s1.undip.ac.id/index.php/maquares>
- Oktariza, W., Wiryawan, B., and Baskoro, M. S. (2015) Length-weight relationships of squid *Loligo chinensis* in the waters of Bangka regency, the province of Bangka Belitung Island, Indonesia. *AACL Bioflux* 8, 461–467.
- Pauly, D. (1983) Some simple methods for the 1983 assessment of tropical fish stocks. Rome.
- Perangin-angin, H. T., Afiati, N., and Solichin, A. (2015) Aspek Biologi Perikanan Cephalopoda Pelagik yang didaratkan di TPI Tambak lorok Semarang. *Diponegoro Journal of Maquares* 4, 107–115.
- Pierce, G. T., Zuur, A. F., Smith, J. M., Santos, M. B., Bailey, N., Chen, C. S., and Boyle, P. R. (2005) Interannual variation in life-cycle characteristics of the veined squid (*Loligo forbesi*) in Scottish (UK) waters. *Aquatic Living Resources* 18, 327–340. doi:10.1051/alr
- Puspasari, R., and Triharyuni, S. (2013) Karakteristik Biologi Cumi-Cumi Di Perairan Laut Jawa Biological Characteristics of Squid in the Java Sea. *BAWAL Widya Riset Perikanan Tangkap* 5, 103–111. doi:10.15578/bawal.5.2.2013.103-111
- Ricker, W. E. (1975) Computation and interpretation of biological statistics of fish populations. *Bulletin of the Fisheries Research Board of Canada* 191, 1–382. doi:10.1038/108070b0
- Sachidanandamurthy, K. L., and Yajurvedi, H. N. (2008) A study on growth co-efficient and relative condition factor of the major carp, *Catla catla* in two lakes differing in water quality. *Applied Ecology and Environmental Research* 6, 31–46.
- Sangun, L., Akamca, E., and Akar, M. (2007) Weight-Length Relationships for 39 Fish Species from the North-Eastern Mediterranean Coast of Turkey. *Turkish Journal of Fisheries and Aquatic Sciences* 7, 37–40. Available at: <http://www.fishbase.org>
- Saputra, S. W., Rudiyanti, S., and Mahardhini, A. (2010) Evaluation of Croaker Fish (*Johnius* sp) Resource Exploitation based on TPI PPSC Cilacap. *Indonesian Journal of Fisheries Science and Technology* 4, 56–61. doi:10.14710/ijfst.4.1.56-61
- Sari, C. I., Surbakti, H., and Fauziyah (2013) Pola Sebaran Salinitas dengan Model Numerik Dua Dimensi di Muara Sungai Musi. *Maspri Journal - Marine Science Research (Program Studi Ilmu Kelautan Fakultas Matematika dan Ilmu Pengetahuan Alam Universitas Sriwijaya)* 5, 104–110.
- Sarma, P. K. (2015) Length - weight relationship and relative condition factor of gangetic hairfin anchovy *Setipinna phasa* (Hamilton, 1822) in Dhubri district of Assam, India. *Advances in Applied Science Research* 6, 5–10.
- Shingadia, H. U. (2015) Length-Weight Relationship and Relative Condition Factor of *Coilia dussumieri* (Cuv. & Val.) from Neretic Waters off the Mumbai Coast. 3, 354–357. doi:10.13140/2.1.3595.0726
- Sinha, A. K., De, P., Das, A., and Bhakat, S. (2018) Studies on length-weight relationship, condition factors and length-length relationship of *Anguilla bengalensis bengalensis*, Gray, 1831 (Actinopterygii, Anguillidae) collected from River Mayurakshi, Siuri, Birbhum, West-Bengal, India. *International Journal of Fisheries and Aquatic Studies* 6, 521–527.
- Sivashanthini, K., Charles, G. A., and Thulasitha, W. S. (2009) Length-weight relationship and growth pattern of *Sepioteuthis lessoniana lesson* 1830 (Cephalopoda: Teuthida) from the Jaffna Lagoon, Sri Lanka. *Journal of Biological Sciences* 9, 357–361. doi:10.3923/jbs.2009.357.361
- Thomas, S. (2013) Allometric relationships of short neck clam *Paphia malabarica* from Dharmadam estuary, Kerala. *Journal of the Marine Biological Association of India* 55, 50–54. doi:10.6024/jmbai.2013.55.1.01755-08
- Vila, Y., Silva, L., Torres, M. A., and Sobrino, I. (2010) Fishery, distribution pattern and biological aspects of the common European squid *Loligo vulgaris* in the Gulf of Cadiz. *Fisheries Research* 106, 222–228. doi:10.1016/j.fishres.2010.06.007
- Yudha, I. G. (2011) Kajian Potensi dan Pemanfaatan Sumberdaya Cumi-Cumi (*Loligo* spp) dan Upaya Pengelolaannya di Perairan Pesisir Lampung. *Jurnal Mitra Bahari* 5, 26–56.
- Zubia, M., Rehana, Y., Muhammad, S. H., Omer, M. T., Lakht-e-Zehra, and Adeyemi, S. (2014) Length-Weight Relationship, Condition and Relative Condition Factor of Four Mugilid Species (Family mugilidae) from the Karachi Coast of Pakistan. *Journal Coastal Development* 17, 1–6. doi:10.4172/1410-5217.1000385

Growth aspect of squid (*Loligo chinensis*) from the Banyuasin Coastal Waters, South Sumatra, Indonesia

ORIGINALITY REPORT

4%

SIMILARITY INDEX

5%

INTERNET SOURCES

2%

PUBLICATIONS

5%

STUDENT PAPERS

PRIMARY SOURCES

1

www.omicsonline.org

Internet Source

1%

2

ia601905.us.archive.org

Internet Source

1%

3

bioone.org

Internet Source

1%

4

www.scribd.com

Internet Source

1%

Exclude quotes On

Exclude bibliography On

Exclude matches < 1%