

ISSN: 2088-5334

Vol. 7 (2017) No. 2

International Journal on Advanced Science Engineering Information Technology

Available online at
<http://ijaseit.insightsociety.org>

Advanced Science Image processing image retrieval microprocessor
Back Projection fuzzy Engineering alumina Gait analysis Biometric
Mobile Agent Interpolation Soft Tissue hydrothermal stability Outlier filter
Sampling Theorem Magnetic field porous structure acidity Wireless
Parsimony Database Server Robot Operation Life Cycle Cost
Graphical User Interface Virus Compression Strength Networks Energy Saving
Current shaping Phylogenetic Analysis Sensor Tools Image matching
Metamorphic Virus neural network Predictive Router Image Analysis
parallel port Obfuscation Techniques Admixure Vector Machine Regression Analysis
Power factor Boost regulator catalyst Construction Delay Support Vector Machine Surveillance
breast phantom Effects of Delay Current harmonics soybean



[HOME](#) [ARCHIVES](#)

Vol. 7 (2017) No. 2

Articles

Panoramic Image Communication for Mobile Application using Content-Aware Image Resizing Method

Jaejoon Kim

pages: 338-344 [Full text](#) DOI:10.18517/ijaseit.7.2.1751

Pseudo-Elliptic Bandpass Filters Using Closed-Loop Resonator

Norfishah Ab. Wahab, I. Pasya, M. F. Abdul Khalid, I. M. Yassin, S. H. Herman, Z. Awang

pages: 345-351 [Full text](#) DOI:10.18517/ijaseit.7.2.1362

Development of Electronic Nose with High Stable Sample Heater to Classify Quality Levels of Local Black Tea

Danang Lelono, Kuwat Triyana, Sri Hartati, Jazi Eko Istiyanto

pages: 352-358 [Full text](#) DOI:10.18517/ijaseit.7.2.1659

Modelling Effect of Aggregate Gradation and Bitumen Content on Marshall Properties of Asphalt Concrete

Arief Setiawan, Latif Budi Suparma, Agus Taufik Mulyono

pages: 359-365 [Full text](#) DOI:10.18517/ijaseit.7.2.2084

IoT and Public Weather Data Based Monitoring & Control Software Development for Variable Color Temperature LED Street Lights

Gandeva Bayu Satrya, Haftu Tasew Reda, Kim Jin Woo, Philip Tobianto Daely, Soo Young Shin, Seog Chae

pages: 366-372 [Full text](#) DOI:10.18517/ijaseit.7.2.1578

The Performance of Binary Artificial Bee Colony (BABC) in Structure Selection of Polynomial NARX and NARMAX Models

Azlee Zabidi, Nooritawati Md Tahir, Ihsan Mohd Yassin, Zairi Ismael Rizman

pages: 373-379 [Full text](#) DOI:10.18517/ijaseit.7.2.1387

Evaluation of the Pre-Cracked RC Beams Repaired with Sealant Injection Method

- Zaidir, Rendy Thamrin, Erick Dalmantias

pages: 380-386 [Full text](#) DOI:10.18517/ijaseit.7.2.2085

A Survey on Building Safety after Completing the Construction Process in Malaysia Using Statistical Approach

Nurnadiah Zamri, Fadhilah Ahmad, Amira Husni Talib, Mohamad Shafiq Mohd Ibrahim

pages: 387-398 [Full text](#) DOI:10.18517/ijaseit.7.2.1450

Role of Corridor in Territorial Meaning Formation in "Owned Low-cost Apartments" ('Rusunami') Bidara Cina, Jakarta, Indonesia

Fermanto Lianto, Lilianny Sigit Arifin, Y. Basuki Dwisusanto

pages: 399-405 [Full text](#) DOI:10.18517/ijaseit.7.2.2095

The Function of Religious Language in the Media: A Comparative Analysis of the Japanese, German and American Newspaper Coverage about the 2011 Great East Japan Earthquake and Tsunami

IJASEIT

[About](#)

[Editorial Board](#)

[Guide for Authors](#)

[Journal Contact](#)

[Online Submission](#)

[Peer Review Policy](#)

[Publication Ethics](#)

[Browse Authors](#)

[NEW Update : IJASEIT in Scopus](#)

[NEW Update : IJASEIT in Scimago JR](#)

Scopus CiteScore

1.9 2020
CiteScore

65th percentile

Powered by **Scopus**

Scimago Journal Rank

The Map Authors

Ramzi Esmail Salah, Lailatul Qadri binti Zakaria
pages: 511-518 [Full text](#) DOI:10.18517/ijaseit.7.2.1810

Interaction in Online System is A Favor Key for Learners' Success

Imane Kamsa, Rachid Elouahbi, Fatima El Khoukhi
pages: 519-525 [Full text](#) DOI:10.18517/ijaseit.7.2.1475

Key Factors for Selecting an Agile Method: A Systematic Literature Review

Mashal Kasem Alqudah, Rozilawati Razali
pages: 526-537 [Full text](#) DOI:10.18517/ijaseit.7.2.1830

Factors Affecting The Success of Incubators and The Moderating Role of Information and Communication Technologies

Qadri Kamal Alzaghal, Muriati Mukhtar
pages: 538-545 [Full text](#) DOI:10.18517/ijaseit.7.2.1678

An Automatic Updating Process to Control The E-learning Courseware

Fatima Elghibari, Rachid Elouahbi, Fatima El Khoukhi
pages: 546-551 [Full text](#) DOI:10.18517/ijaseit.7.2.1871

Finding an Optimum Period of Oxidative Heat Treatment on SS 316 Catalyst for Nanocarbon Production from LDPE Plastic Waste

Praswasti P.D.K. Wulan, Satrio Bimo Wijardono
pages: 552-558 [Full text](#) DOI:10.18517/ijaseit.7.2.2097

Identification of Nutrient Contents in Six Potential Green Biomasses for Developing Liquid Organic Fertilizer in Closed Agricultural Production System

- Fahrurrozi, Yenny Sariasih, Zainal Muktamar, Nanik Setyowati, Mohammad Chozin, Sigit Sudjtmiko
pages: 559-565 [Full text](#) DOI:10.18517/ijaseit.7.2.1889

Treatment of Wastewater Containing Hexavalent Chromium Using Zeolite Ceramic Adsorbent in Adsorption Column

Tuty Emilia Agustina, Tine Aprianti, Siti Miskah
pages: 566-572 [Full text](#) DOI:10.18517/ijaseit.7.2.2035

Identification of Plant Morphology of Taro as a Potential Source of Carbohydrates

Zulfadly Syarif, Nasrez Akhir, Benni Satria
pages: 573-579 [Full text](#) DOI:10.18517/ijaseit.7.2.1323

Mixed Cooked Rice with Purple Sweet Potato is Potentially to be The Low Glycemic Index Food

Evawany Aritonang, Albiner Siagian, Fannisa Izzati
pages: 580-586 [Full text](#) DOI:10.18517/ijaseit.7.2.1033

A Review of Minimum Quantity Lubrication Technique with Nanofluids Application in Metal Cutting Operations

Safian Sharif, Ibrahim Ogu Sadiq, Noordin Mohd Yusof, Amrifan Saladin Mohruni
pages: 587-593 [Full text](#) DOI:10.18517/ijaseit.7.2.2141

Susceptible Phase of Chili Pepper Due to Yellow Leaf Curl Begomovirus Infection

Dwi Wahyuni Ganefianti, Sri Hendrastuti Hidayat, Muhamad Syukur
pages: 594-601 [Full text](#) DOI:10.18517/ijaseit.7.2.1872

Sweet Corn Performance and its Major Nutrient Uptake Following Application of Vermicompost Supplemented with Liquid Organic Fertilizer

Zainal Muktamar, Sigit Sudjtmiko, Mohammad Chozin, Nanik Setyowati, - Fahrurrozi
pages: 602-608 [Full text](#) DOI:10.18517/ijaseit.7.2.1112

Secure Data Sensor In Environmental Monitoring System Using Attribute-Based Encryption With Revocation

- Munsyi, Amang Sudarsono, M. Udin Harun Al Rasyid
pages: 609-624 [Full text](#) DOI:10.18517/ijaseit.7.2.2175

A Novel Method to Detect Segmentation points of Arabic Words using Peaks and Neural Network

Jabril Ramdan, Khairuldin Omar, Mohammad Faidzul

pages: 625-631 [Full text](#) DOI:10.18517/ijaseit.7.2.1824

Investigation of Home Agent Load Balancing, Failure Detection and Recovery in IPv6 Network-based Mobility

Anshu Khatri, Mathi Senthilkumar

pages: 632-641 [Full text](#) DOI:10.18517/ijaseit.7.2.1787

Feature Selection for Multi-label Document Based on Wrapper Approach through Class Association Rules

Roiss Alhutaish, Nazlia Omar

pages: 642-649 [Full text](#) DOI:10.18517/ijaseit.7.2.1040

Local Color Voxel and Spatial Pattern for 3D Textured Recognition

Hero Yudo Martono

pages: 650-661 [Full text](#) DOI:10.18517/ijaseit.7.2.2173

Molecularly Imprinted Polymers (MIP) Based Electrochemical Sensor for Detection of Endosulfan Pesticide

Yohandri Bow, Edy Sutriyono, Subriyer Nasir, Iskhaq Iskandar

pages: 662-668 [Full text](#) DOI:10.18517/ijaseit.7.2.1064

Water Flow-Like Algorithm with Simulated Annealing for Travelling Salesman Problems

Zulaiha Ali Othman, Nasser Hamed Al-Dhwai, Ayman Srour, Wudi Yi

pages: 669-675 [Full text](#) DOI:10.18517/ijaseit.7.2.1837

An Automatic Feature Extraction Method of Satellite Multispectral Images for Interpreting Deforestation Effects in Soil Degradation

Irene Erlyn Wina Rachmawan, Yasushi Kiyoki, Shiori Sasaki

pages: 676-687 [Full text](#) DOI:10.18517/ijaseit.7.2.2174

Influence of Partial Solar Eclipse on the Radio Signal during 9 March 2016

Nur Zulaikha Mohd Afandi, Roslan Umar, Zainol Abidin Ibrahim, Nor Hazmin Sabri, Marhamah Mohd Shafie

pages: 688-694 [Full text](#) DOI:10.18517/ijaseit.7.2.1154

Dual-Band Bandpass Filter with Dumbbell Shaped Defective Ground Structure

M. F. Abdul Khalid, Z. Ismail Khan, Z. Awang, I. Pasya, N. Ab Wahab, I. M. Yassin

pages: 695-701 [Full text](#) DOI:10.18517/ijaseit.7.2.1342

Acrylic Acid Neutralization for Enhancing the Production of Grafted Chitosan Superabsorbent Hydrogel

Dhena Ria Barleany, Retno Sulisty Dhamar Lestari, Meri Yulvianti, Taufik Rachman Susanto, - Shalina, - Erizal

pages: 702-708 [Full text](#) DOI:10.18517/ijaseit.7.2.2340

Physicochemical and Fatty Acid Profile of Fish Oil from Head of Tuna (*Thunnus albacares*) Extracted from Various Extraction Method

Novizar Nazir, Ayu Diana, Kesuma Sayuti

pages: 709-715 [Full text](#) DOI:10.18517/ijaseit.7.2.2339

Structural Behaviour of Steel Building with Diagonal and Chevron Braced CBF (Concentrically Braced Frames) by Pushover Analysis

- Saloma, Yakni Idris, - Hanafiah, Nico Octavianus

pages: 716-722 [Full text](#) DOI:10.18517/ijaseit.7.2.2341

Cost and Performance-Based Resource Selection Scheme for Asynchronous Replicated System in Utility-Based Computing Environment

Wan Nor Shuhadah Wan Nik, Bing Bing Zhou, Jemal H. Abawajy, Albert Y. Zomaya

pages: 723-735 [Full text](#) DOI:10.18517/ijaseit.7.2.1460

Published by INSIGHT - Indonesian Society for Knowledge and Human Development

◆ IJASEIT - ISSN: 2088-5334 | e-ISSN : 2460-6952 | DOI : 10.18517



is licensed under a Creative Commons Attribution-ShareAlike 4.0 International License.

00990661 [View My Stats](#)

Structural Behaviour of Steel Building with Diagonal and Chevron Braced CBF (Concentrically Braced Frames) by Pushover Analysis

Saloma^{*}, Yakni Idris^{*}, Hanafiah^{*}, Nico Octavianus^{*}

^{*}Civil Engineering Department, Faculty of Engineering, Sriwijaya University, Indonesia

E-mail: saloma_571@yahoo.co.id, yakni_idris@yahoo.com, hanafiah_dt@yahoo.com.sg, nico_045@yahoo.com

Abstract— This paper presents diagonal and chevron braced steel structure design with pushover analysis conducted following ATC-40 guidelines. In this study, the lateral load used is increased gradually until plastic hinge and collapse occur. The results are capacity curve, performance point, and the process of plastic hinge until the building collapse. There are five steel structure models designed based on the various types of bracing and bracing configuration. Model 1 is steel structure without bracing, model 2 and 3 are chevron braced steel structure, model 4 and 5 are diagonal braced steel structure. The results of this study indicate that the performance level of five models structure for earthquake in x direction and y direction according to ATC-40 is IO (Immediate Occupancy). Model 4 has the best effectiveness in terms of plastic hinge mechanism compared to other models. In the last step, model 4 is able to reduce plastic hinge 84% from model 1 for earthquake in x direction and 79% from model 1 for earthquake in y direction. Model 3 has the greatest ability to carry the forces of an earthquake compared to other models. It is 185% bigger than model 1 for x direction and 181% bigger than model 1 for y direction. Model 3 has the greatest effectiveness in reducing lateral displacements compared to other models in the amount of 65.47% of model 1 for x direction and 72.14% of model 1 for y direction. Model 3 has the greatest effectiveness in reducing storey drift compared to other models in the amount of 73.89% of model 1 for x direction and 80.55% of model 1 for y direction.

Keywords— pushover analysis; capacity curve; performance point; immediate occupancy

I. INTRODUCTION

The level of an earthquake risk in Indonesia is very high, so the risk of building damages is very high too. In general, a structural element for quake damper in the concrete building is shearwall, but in steel building is bracing. Bracing has two types, i.e. concentrically braced frame (CBF) and eccentrically braced frame (EBF). Concentrically braced frame (CBF) is a steel frame structural system which has high elastic stiffness, while eccentrically braced frame (EBF) is a steel frame structural system which has an excellent elastic stiffness and good ductility [1]-[4]. Concentrically braced frame (CBF) has many types, i.e. diagonal brace (tension/compression both), chevron brace (K-brace), X-cross brace (tension/compression only), and inverted chevron brace. Chevron bracing give the best performance during an earthquake, compare to diagonal braced tension, diagonal braced compression, and X-braced [5]-[9].

The method used to reduce a high risk of building damages due earthquake is performance-based seismic design. The concept of performance-based seismic design determines the performance level which is expected to be reached when the structure affected by an earthquake with a certain intensity. The analysis is used in the performance-

based seismic design is pushover analysis. Pushover analysis is behaviour analysis of collapse building caused by an earthquake, a load of which is increased gradually until exceeding load capacity, leads to yielding, large deformation, and collapse. The purpose of pushover analysis is to estimate maximum force, deformation, and to provide information about the critical part of building structure.

This study analyses behaviour of diagonal braced and chevron braced steel frame structure CBF (concentrically braced frames) with pushover analysis was conducted following ATC-40 guidelines [10]-[12]. The purpose of this study is to compare the performance level of structure, plastic hinge mechanism, and the effectiveness of the model structure in earthquake resistant and reducing lateral displacements.

II. MATERIAL AND METHOD

A. Pushover Analysis

Pushover analysis is behaviour analysis of collapse building caused by the earthquake, a load of which is increased gradually until exceeding load capacity, deformation, and collapse [10]. The purpose of pushover analysis is to estimate maximum force, deformation, and to provide information about the critical part of building

structure. Pushover analysis results in a capacity curve which describes the correlation of total lateral shear force (V) lateral displacement at the roof (D) as shown in Fig 1.

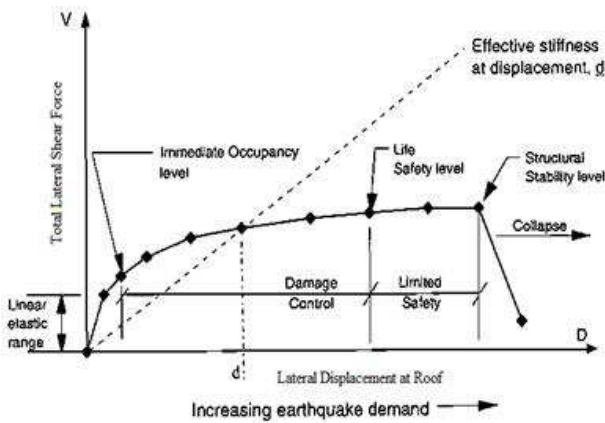


Fig. 1 Pushover curve (ATC-40)

The following is the explanation of pushover curve at Fig. 1 based on structural and non-structural damages, such as:

- At immediate occupancy level, damages caused by earthquake do not occur on structural and non-structural elements.
- At life safety level, damages caused by earthquake do not occur on structural elements but occur on non-structural elements such as fracture on walls.
- At structural stability level, damages caused by earthquake occur on both structural and non-structural elements. As a result, the structure can not endure lateral force. If the load is increased, then the structure will collapse.

The steps of pushover analysis in designing the structure of an earthquake resistant construction are [10]- [11]:

- Determining the control point to monitor the amount of displacement on the structure.
- Making capacity curve based on the various patterns of lateral force.
- Estimating the amount of lateral displacement during earthquake plan or displacement target.
- Evaluating the level of structure performance when the control point is located exactly on the target of displacement while using ATC 40.

The performance of building structure in ATC-40 is divided into six levels, such as:

1) *Immediate occupancy, SP-1*

On this level, the structural damage caused by the earthquake is small. The characteristic and the capacity of vertical and lateral force resistant system do not change, so the building is safe to use.

2) *Damage control, SP-2*

On this level, the value of earthquake load which is probable to exceed the 50 years duration of serviceability limit states is 10%.

3) *Life safety, SP-3*

On this level, some damages start to emerge significantly on the structure as the results of the earthquake occurrence. However, the structure can still endure the earthquake as the main component has not collapsed. The structure is still usable with some repairs, but the damage often needs more cost.

4) *Limited safety, SP-4*

The condition of the structure on this level may not be as good as the Life Safety level and not as bad as the next Structural Stability level.

5) *Structural stability, SP-5*

On this level, the building has been damaged heavily on the structural and non-structural component as the structure can not endure the lateral force due to the consolidation.

6) *Not considered, Sp-6*

On this level, the building has collapsed. As a result, the structure is not usable. The structure can only be evaluated seismically.

B. *Structural Models*

The building layout used in the study is presented in Fig. 2. The red line represents the bracing position on the building structure. The structural frame used is 10 story building which is designed into five structure models based on various types of bracing and bracing configuration as shown in Fig. 3.

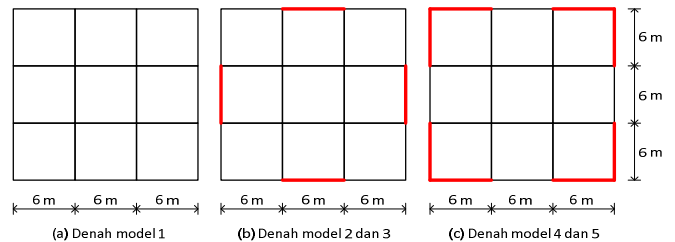
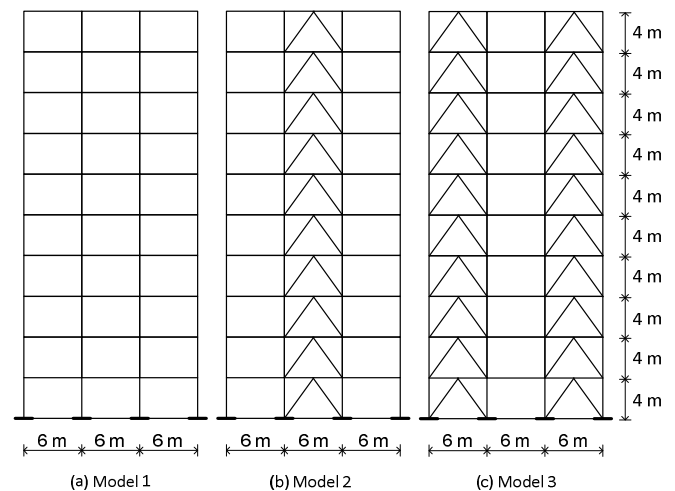


Fig. 2 Building layout



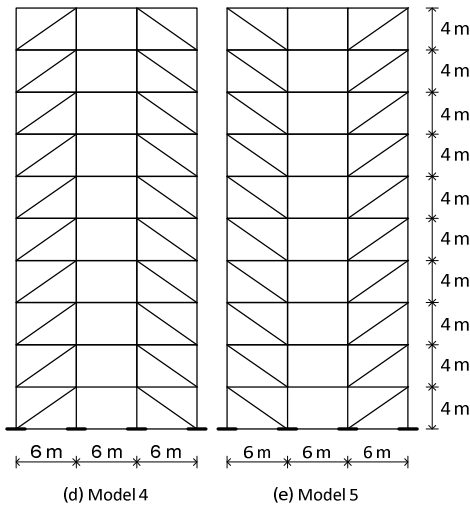


Fig. 3 Structure models

III. RESULT AND DISCUSSION

A. Base Shear

The comparison of base shear on each model is presented in Fig. 4 and Table 1. Based on Fig. 4 and Table 1, model 1 capability to carry the forces of an earthquake is the least of all models. It is able to carry 471 kN in both x direction and y direction. On the contrary, Model 3 has the greatest capability to carry the forces of an earthquake compared to other models. It is able to carry 1.34 kN in x direction and 1.33 kN in y direction. Model 3 is 185% bigger than model 1 for x direction and 181% bigger than model 1 for y direction.

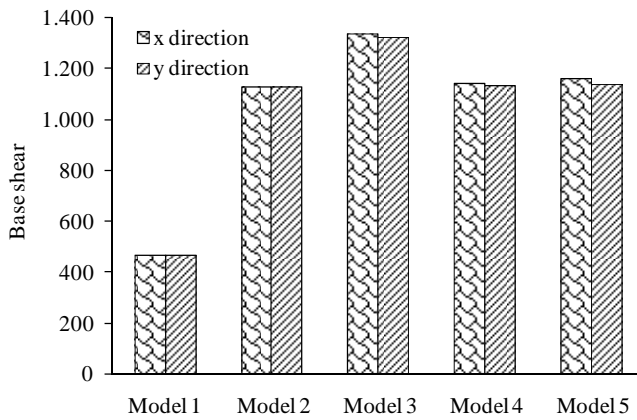


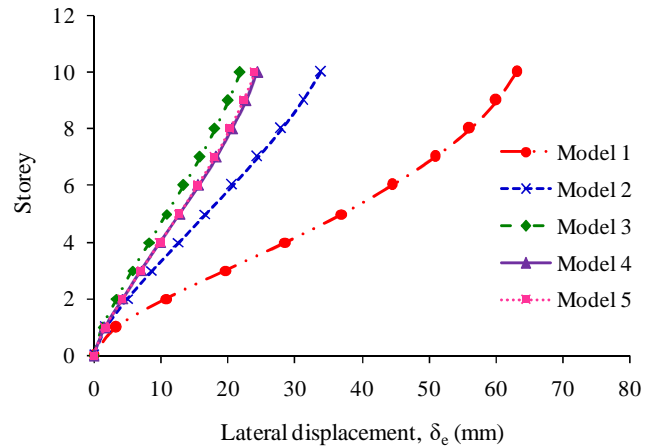
Fig. 4 Base shear (kN)

TABLE I
THE COMPARISON OF BASE SHEAR

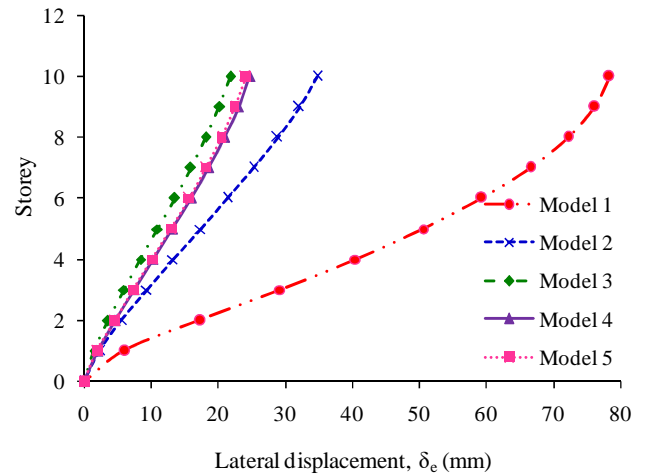
Model	Base shear (kN)		Compared with model 1 (%)	
	x	y	x	y
1	471	471	0	0
2	1.130	1.130	140	140
3	1.341	1.326	185	181
4	1.146	1.134	143	141
5	1.162	1.142	147	142

B. Lateral Displacement (δ_e)

The comparison of lateral displacements on each model is presented in Fig. 5.



(a) x direction



(b) y direction

Fig. 5 Lateral displacements

Model 1 has the highest lateral displacements which reach the amount of 63.09 cm for x direction and 78.39 cm for y direction. It means model 1 has the highest ductility compared to other models. On the contrary, model 3 has the lowest lateral displacement which reaches the amount of 21.78 cm for x direction and 21.84 for y direction. Then, model 3 is described as the model with the highest stiffness compared to other models. Model 3 has the greatest effectiveness in reducing lateral displacements compared to other models in the amount of 65.47% of model 1 for x direction and 72.14% of model 1 for y direction.

C. Storey Drift (Δ)

The comparison of storey drift on each model is presented in Table 2. Based on Table 2, model 1 has the highest storey drift that reaches the value of 49.21 cm on the 4th floor for x direction and 65.63 cm on 3rd floor for y direction. On the contrary, model 3 has the lowest storey drift that reaches the value of 12.85 cm on the 5th floor for x direction and 12.77 cm on the 5th floor for y direction. Model 3 has the greatest effectiveness in reducing storey drift compared to other models in the amount of 73.89% of model 1 for x direction and 80.55% of model 1 for y direction.

TABLE II
THE COMPARISON OF STOREY DRIFT

Model	Δ_{maks} (cm)		Percentage of storey drift reduction to model 1 (%)	
	x direction	y direction	x direction	y direction
1	49.21	65.63	0	0
2	20.03	20.27	59.30	69.12
3	12.85	12.77	73.89	80.55
4	14.41	14.36	70.73	78.12
5	14.25	14.09	71.04	78.52

D. Drift Ratio

The result of storey drift analysis is used to estimate drift ratio. Drift ratio is used to estimate which floor will reach critical condition first. Drift ratio is the comparison of storey drift and storey height. Drift ratio on each model is presented in Fig. 6. Model 1 has the highest drift ratio that reaches the value of 0.012 on the 4th floor for x direction and 0.0164 on 3rd floor for y direction. Model 3 has the lowest drift ratio that reaches the value of 0.0031 on the 4th floor for x direction and 0.0029 on 3rd floor for y direction. Model 3 has the greatest effectiveness in reducing drift ratio compared to other models in the amount of 74.59% for x direction and 82.35% for y direction.

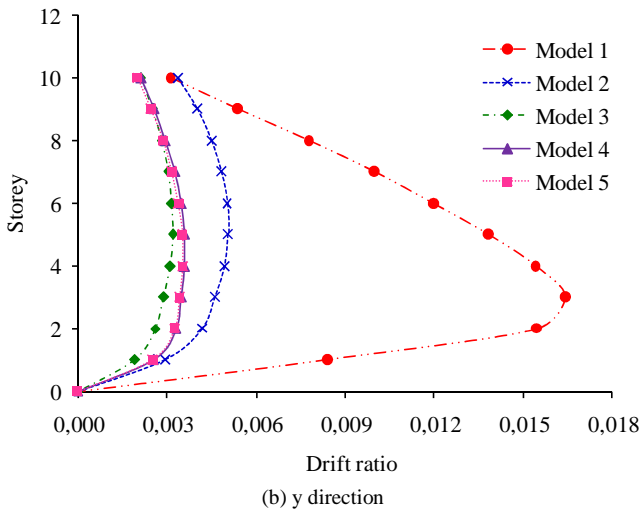
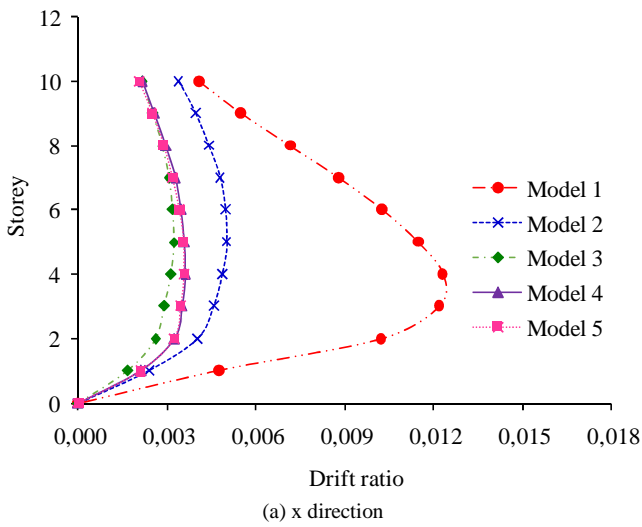
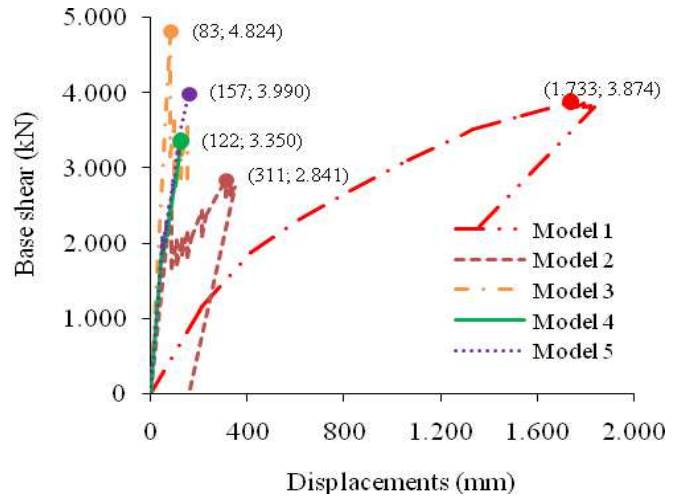


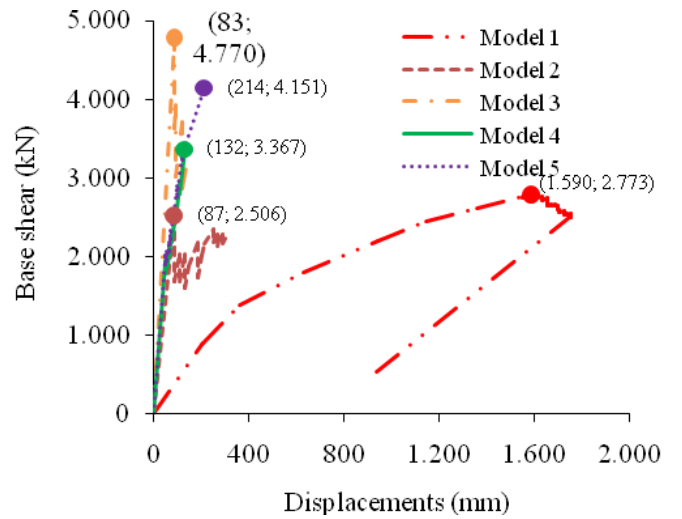
Fig. 6 Drift ratio

E. Capacity Curve

Pushover analysis is used to determine control point on roof floor. The capacity curve is acquired from nonlinear static pushover analysis, and it describes the relation between the base shear and the displacements. The capacity curve on each model is presented in Fig. 7.



(a) y direction



(b) x direction

Fig. 7 Capacity curve

Model 3 has the highest strength to carry the forces of an earthquake compared to other models because model 3 has the highest base shear in the amount of 25% bigger than model 1 for the earthquake in x direction and 72% bigger than model 1 for the earthquake in y direction. Model 2 has the lowest strength to carry the forces of an earthquake compared to other models because model 2 has the lowest base shear in the amount of 27% smaller than model 1 for the earthquake in x direction and 10% smaller than model 1 for the earthquake in y direction. However, model 2 is stiffer than model 1.

F. Plastic Hinge Mechanism

Plastic hinge mechanism on each model is presented in Fig. 8 to 11. The percentage of plastic hinge reduction in the

last step is shown in Table 3. The followings are the description of plastic hinge level for Fig. 8 to 11.

- B : ●
- IO : ●
- LS : ●
- CP : ●
- C : ●
- D : ●
- E : ●

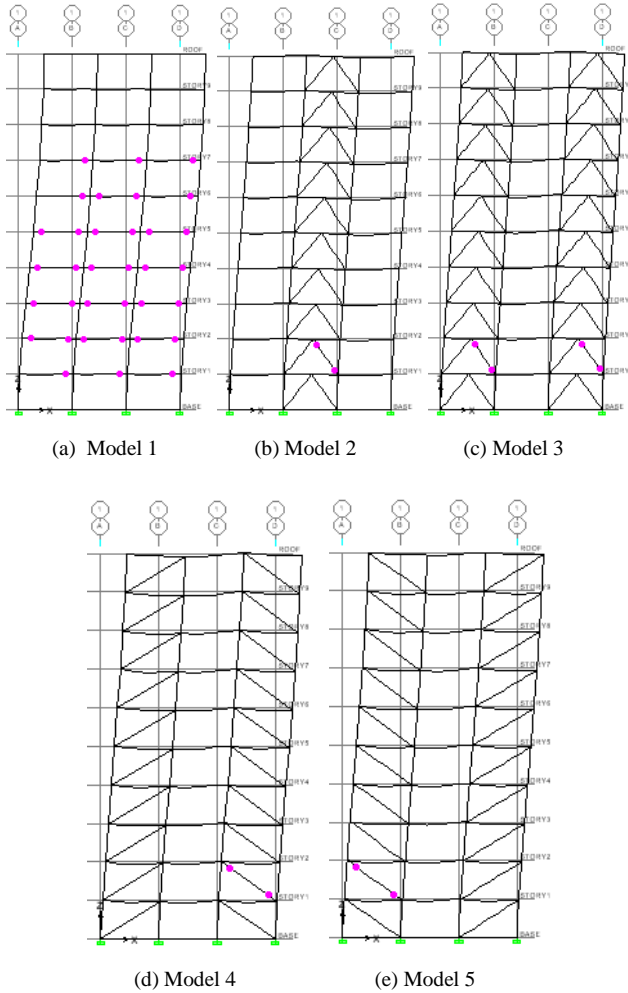


Fig. 8 The plastic hinge in the first step for earthquake in x direction

Based on Fig. 8, the plastic hinge in the first step of model 1 for the earthquake in x direction has 34 plastic hinges on beam. Model 2, 4, and 5 have 2 plastic hinges on bracing. Model 3 has 4 plastic hinges on bracing. All plastic hinges occur at B level.

In Fig. 9, the plastic hinge in the first step of model 1 for the earthquake in x direction has 24 plastic hinges on beam. Model 2, 4, and 5 have 2 plastic hinges on bracing. Model 3 has 4 plastic hinges on bracing. All plastic hinges occur at B level.

In Fig. 10, the plastic hinge in the last step of model 1 for earthquake in x direction have 3 plastic hinges on beam at B level, 33 plastic hinges on beam, and 4 plastic hinges on column at IO level, 16 plastic hinges on beam at LS level, and 8 plastic hinges on beam at D level. Model 2 have 26 plastic hinges on beam at B level, 6 plastic hinges on beam

at IO level, 4 plastic hinges on bracing at C level, 9 plastic hinges on bracing at D level, and 7 plastic hinges on bracing at E level. Model 3 have 16 plastic hinges on beam at B level, 4 plastic hinges on bracing at C level, and 23 plastic hinges on bracing at D level. Model 4 have 5 plastic hinges on bracing at IO level, 4 plastic hinges on bracing at C level, and 12 plastic hinges on bracing at D level. Model 5 have 9 plastic hinges on bracing at IO level, 4 plastic hinges on bracing at C level, and 17 plastic hinges on bracing at D level.

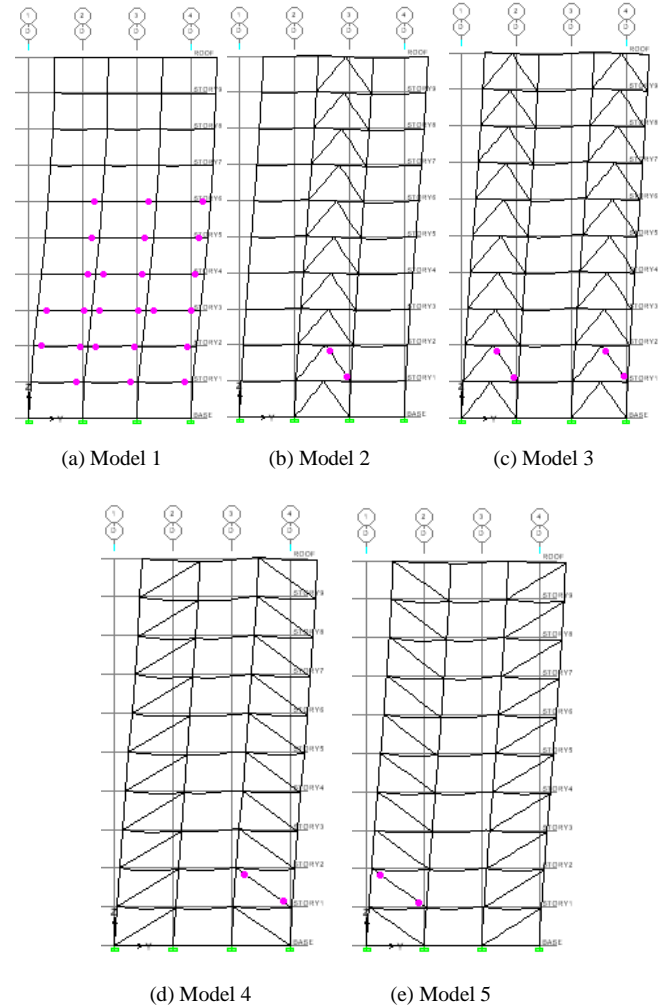


Fig. 9 The plastic hinges in the first step for earthquake in y direction

In Fig. 11, the plastic hinge in the last step of model 1 for earthquake in y direction have 9 plastic hinges on beam at B level, 18 plastic hinges on beam at IO level, 11 plastic hinges on beam and 2 plastic hinges on column at LS level, 6 plastic hinges on beam at D level, and 7 plastic hinges on beam and 2 plastic hinges on column at E level. Model 2 have 17 plastic hinges on beam at B level, 6 plastic hinges on beam at IO level, 4 plastic hinges on bracing at C level, 4 plastic hinges on bracing at D level, and 6 plastic hinges on bracing at E level. Model 3 have 10 plastic hinges on beam at B level, 7 plastic hinges on beam and 2 plastic hinges on bracing at IO level, 16 plastic hinges on bracing at D level, and 2 plastic hinges on bracing at E level. Model 4 have 4 plastic hinges on bracing at IO level, 3 plastic hinges on bracing at C level, and 16 plastic hinges on bracing at D level.

level. Model 5 have 9 plastic hinges on beam at B level, 12 plastic hinges on bracing at IO level, 2 plastic hinges on bracing at C level, and 16 plastic hinges on bracing at D level.

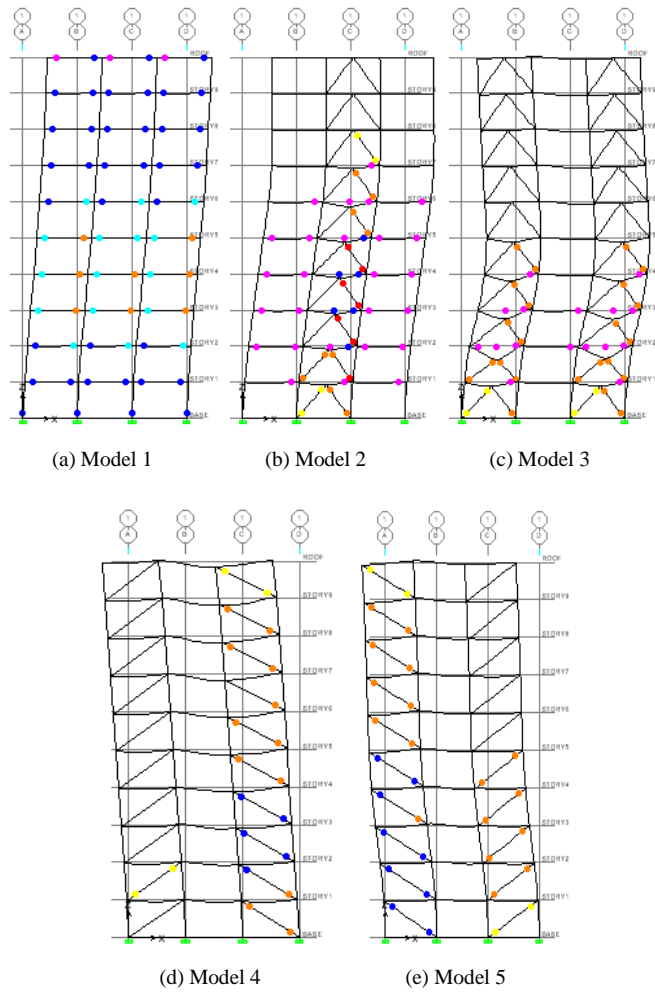


Fig. 10 The plastic hinges in the last step for earthquake in x direction

Based on Table 3, model 4 have the best effectiveness in terms of plastic hinge mechanism compared to other models because model 4 in the last step have the least plastic hinge and plastic hinge on the beam is not occur. It has 42 plastic hinges for the earthquake in x direction and 46 plastic hinges for the earthquake in y direction. In the last step, model 4 is able to reduce plastic hinge 84% from model 1 for the earthquake in x direction and 79% from model 1 for the earthquake in y direction.

TABLE III

THE PERCENTAGE OF PLASTIC HINGE REDUCTION IN THE LAST STEP

Model	Total of plastic hinge		Percentage of plastic hinge reduction to model 1 (%)	
	Earthquake in x direction	Earthquake in y direction	Earthquake in x direction	Earthquake in y direction
1	256	220	0	0
2	164	122	36	45
3	100	86	61	61
4	42	46	84	79
5	60	104	77	53

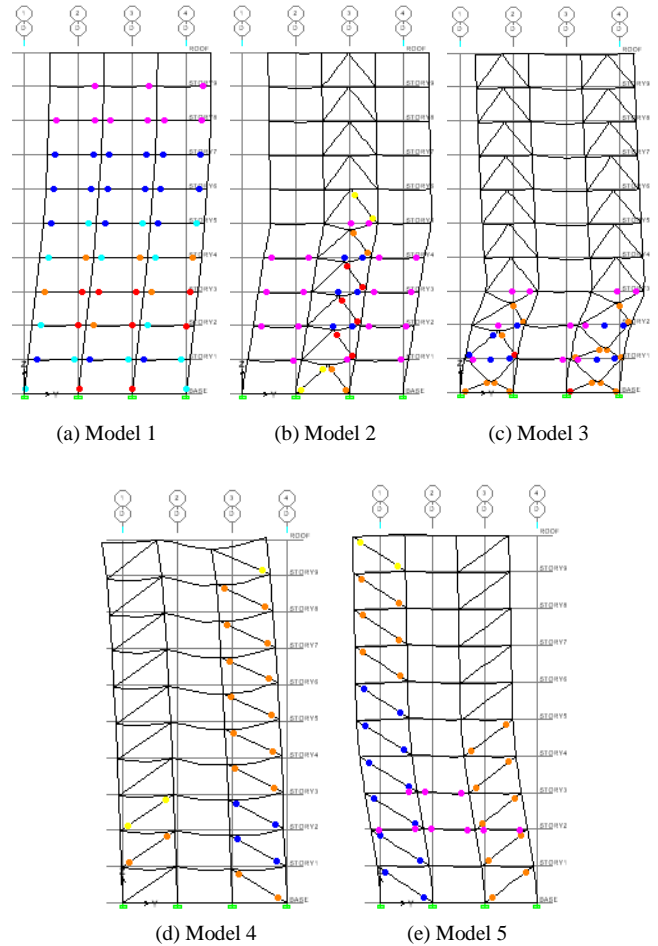


Fig. 11. The plastic hinges in the last step for earthquake in y direction

IV. CONCLUSIONS

The results of pushover analysis in this study conclude these six conclusions, as follows:

The performance level of five models structure for the earthquake in x direction and y direction according to ATC-40 is IO (Immediate Occupancy).

Model 4 have the best effectiveness in terms of plastic hinge mechanism compared to other models, and plastic hinge on the beam does not occur. In the last step, model 4 is able to reduce plastic hinge 84% from model 1 for the earthquake in x direction and 79% from model 1 for the earthquake in y direction.

Model 3 have the greatest capability to carry the forces of an earthquake compared to other models. It is 185% bigger than model 1 for x direction and 181% bigger than model 1 for y direction.

Model 3 have the greatest effectiveness in reducing lateral displacements compared to other models in the amount of 65.47% of model 1 for x direction and 72.14% of model 1 for y direction.

Model 3 have the greatest effectiveness in reducing storey drift compared to other models in the amount of 73.89% of model 1 for x direction and 80.55% of model 1 for y direction.

Model 3 have the greatest effectiveness in reducing drift ratio compared to other models in the amount of 74.59% for x direction and 82.35% for y direction.

REFERENCES

- [1] B. Cesar and R. C. Barros, "Seismic performance of metallic braced frames by pushover analysis," ECCOMAS Thematic Conference on Computational Methods in Structural Dynamics and Earthquake Engineering, 2009, pp. 1-17.
- [2] C. J. Chitte, "Effect of concentric braces on the behaviour of steel structure by pushover analysis," IOSR-JMCE., vol. 11 (1), pp. 23-28, 2014.
- [3] K. P. Juhilkumar, and D. G. Panchal, "Evaluation of response of OMF, CBF, and EBF to lateral loads using nonlinear pushover analysis," IJLRET., vol. 1 (6), pp. 56-60, 2015.
- [4] Khan, Ziaulla, B. R. Narayana, and Syed Ahamed Raza, "Effect of Concentric and Eccentric Type of Bracings On Performance Based Seismic Analysis of RC Building," IJRET., vol. 4, pp. 278-283, 2015.
- [5] R. Snehaneela and M. S. Karthiga, "Study of Eccentrically Braced Outrigger Frame under Seismic Excitation," IJTET., vol. 5, pp. 48-53, 2015.
- [6] A. S. Chethan, M. Ismail, and C. K. Sushma, "Evaluation of capacity of RCC framed structure with different brace configurations using pushover analysis", IRJET., vol. 2 (2), pp. 855-859, 2015.
- [7] Marquez, Edelis del V., William Lobo-Q, and Juan C. Vielma, "Comparative Analysis of the Energy Dissipation of Steel Buildings with Concentric and Eccentric Braces," The Open Civil Engineering Journal., vol. 9, pp. 295-307, 2015.
- [8] M. E. Kangavar, "Seismic propensity of knee braced frame (KBF) as weighed against concentric braced frame (CBF) utilizing ETABS and OPENSEES," IJEAT., vol. 5, pp. 141-152, 2015.
- [9] M. Mahmoudi and V. Eskandari, "The effects of height and length of link beam on response modification factors of eccentrically braced steel frames," Research in Civil and Environmental Engineering, 1 (1): 41-53, 2013.
- [10] Applied Technology Council, Seismic evaluation and retrofit of concrete buildings vol. 1, 1996.
- [11] FEMA 440, *Improvement of Nonlinear Static Seismic Analysis Procedures*, Applied Technology Council, Redwood City, California, 2005.
- [12] A. Habibullah and S. Pyle, *Practical Three Dimensional Nonlinear Static Pushover Analysis*, Structures Magazine, 1998.



KEMENTERIAN RISET, TEKNOLOGI, DAN PENDIDIKAN TINGGI
**UNIT PENELITIAN DAN PENGABDIAN
 PADA MASYARAKAT DAN KERJASAMA
 FAKULTAS TEKNIK UNIVERSITAS SRIWIJAYA**



Jln. Raya Prabumulih KM. 32 Inderalaya (306620) Telp. (0711) 580739-580741 Fax (0711) 580062
 e-mail : ftunsri@plasa.com

**REGISTRASI INTERNATIONAL JOURNAL ON ADVANCED SCIENCE
 ENGINEERING INFORMATION TECHNOLOGY**

Sesuai dengan data yang ada pada kami, maka tulisan dengan judul :

- Structural Behaviour of Steel Building with Diagonal and Chevron Braced CBF (Concentrically Braced Frames) by Pushover Analysis

ISSN : 2088-5334

Penulis : Dr. Ir. Hanafiah, MS

Telah teregistrasi dengan No.

NOMOR REGISTRASI																	
0	3	0	1	0	1	0	4	1	7	0	1	0	1	1	5	3	1
Kode Fakultas		Kode PS/Jurusan		Kode Publikasi		Kode Penulis		Tahun Publikasi		Kode Sumber Tulisan		Sumber Dana		Nomor urut Publikasi dan Fakultas			

Inderalaya, 27 Juli 2018
 Ketua
 Unit PPMK FT. UNSRI

 H. Abdullah Saleh MS. M.Eng
 NIP. 195304261984031001

