

# ICIC

*by* Sukemi Sukemi

---

**Submission date:** 11-Oct-2021 02:54PM (UTC+0700)

**Submission ID:** 1670915172

**File name:** paper.pdf (327.74K)

**Word count:** 1936

**Character count:** 10073

# Identification using the K-Means Clustering and Gray Level Co-occurrence Matrix (GLCM) At Maturity Fruit Oil Head

Sukemi <sup>5</sup>

Computer System Departement, Universitas Sriwijaya  
Palembang, Indonesia  
[sukemi@ilkom.unsri.ac.id](mailto:sukemi@ilkom.unsri.ac.id)

Edi Sukris <sup>5</sup>

Computer System Departement, Universitas Sriwijaya  
Palembang, Indonesia  
[edysk23@ilkom.unsri.ac.id](mailto:edysk23@ilkom.unsri.ac.id)

**Abstract**— This study discusses the identification of its palm fruit camp picture image using K-Means Clustering and identification GLCM. Process fruits traditionally experienced constrained due to human nature that has flaws that the desired results are not effective. Advances in computer technology have come into the world in terms of the farm before harvest and post-harvest. This Diminished how to recognize (12) fruit so that it correspond to real conditions. Condition of oil palm fruit is determined by the level of maturity in terms of color, texture and shape of the oil palm fruit. Identification which did classify in the category of mature and not mature. Determination of identification with the K-means clustering method that uses the difference in euclidean distance and GLCM feature extraction as a reference. For the results of the present study is equal to 90% of the 50 test data.

**Keywords**— K-Means Clustering, GLCM, Euclidean Distance

## I. INTRODUCTION

Parameter ripeness is usually determined from the parameters of which are of the size, weight, color characteristics, the shape of the fruit, and others. On the side of the fruit skin color is an important feature in the identification of fruit maturity. A (7) maturity level of oil palm fruits can be seen directly from the image of oil palm fruit itself [1][2][3].

The image of oil palm fruit (10) has a dark purple color variant to orange depending on the maturity level of the oil palm fruit. The difficulty in perceiving the ripeness humans use their senses of sight are subjective and inconsistent that can differ from one appraiser with other assessors. The development of increasingly advanced technology allows the identification of ripeness even detection of the type of fruit with the help of computers [4][5][6][7].

In previous research on the identification of the maturity of an apple with GLCM by Maura Widyaningsih, explained that the use of feature extraction GLCM method used is a texture that can perform well identification based on value extraction. In another study conducted using k-means clustering algorithm as the segmentation process with an average success rate to get the accuracy above 60%. Based (11) the description above, this research will develop a system for the (6) identification of oil palm fruit maturity on digital photo image of oil palm fruit by applying the method of K-means clustering and (7) GLCM. The results of this study are expected to be able to identify on the photo image of oil

palm fruit with a high degree of accuracy results. [8][9][10][11].

## II. RESEARCH METHODOLOGY

This study will go through steps such as image acquisition, segmentation, preprocessing, feature extraction and identification. After taking the image of oil palm fruits do image segmentation is done by using the K-Means clustering so that the object divide fruit with a background part. Results of segmentation then performed on the object feature extraction of fruit with GLCM. Last for object recognition with the closest distance calculation (euclidean distance). The value of each object identifier will be offset by contrast, correlation, homogeneity, and energy. Stages methodology in this study can be seen in the block diagram in Figure 1.

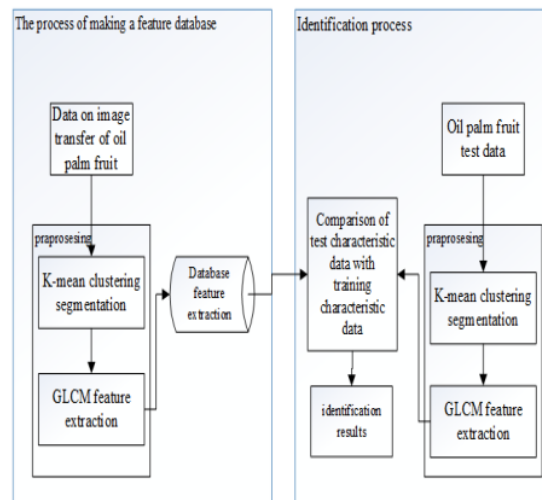


Figure 1. Block the system works

### A. Image Segmentation K-means clustering

The initial stage is done is to take the value of RGB (Red, Green, and Blue) of each pixel image Furthermore, each pixel image will be grouped using an algorithm K-Means that will produce fruit part of the image that will be used for further processing: feature extraction [12][13][14][15].

### B. Feature Extraction GLCM

A feature extraction making process important information contained in the image of oil palm fruits. one important feature of the image of oil palm fruits to be used in the introduction of oil palm fruit maturity is the shape and texture. Based on the explanation, this research will be used Gray Level Co-occurrence Matrices in the process of feature extraction. This process will make retrieval component color pixel grayscale and then calculating the value of Contrast, Correlation, homogeneity, and Energy [16][17][18]. All image data will have a different hash value, so that the test images will be determined value of similarity with the image characteristic database. For the flowchart can be seen in the image below:

In this study GLCM features that are used to perform feature extraction process, namely:

#### 1. Contrast

Formula Contrast can be seen in Equation 1.

$$Contrast = \sum_{t=0}^{N-1} n^2 \left\{ \sum_{i=1}^N \sum_{j=1}^N p_{i,j} \right\}, |i - j|$$

$$= n \dots \dots \dots (1)$$

#### 2. Correlation

Correlation shows a linear dependence of the degree of gray pixels neighboring each other in a gray image. The formula can be seen in Equation

$$Correlation = \sum_{i=1}^N \sum_{j=1}^N p_{i,j} \frac{(i - \mu_i)(j - \mu_j)}{\sigma_i \sigma_j} \dots \dots \dots (2)$$

Where:

N= many degrees of gray of the image

$\mu_i$ = the average value of a column of the matrix element  $P_{\theta}(i,j)$

$\mu_j$ = the average value of a column of the matrix element  $P_{\theta}(i,j)$

$\sigma_i$ = standard deviation value  $P_{\theta}$  matrix column element  $P_{\theta}(i,j)$

$\sigma_j$ = standard deviation value  $P_{\theta}$  matrix column element  $P_{\theta}(i,j)$

#### 3. Energy

Indicates the size of the local homogeneity and is the opposite of entropy. To get the energy use Equation 3.

$$ASM = \sum_{i=1}^N \sum_{j=1}^N \{p_{i,j}\}^2 \dots \dots \dots (3)$$

Where:  $P_{i,j}$  = matrix that has been done normalization

#### 4. Homogenitas Homogeneity

Homogeneity size of an image can be calculated by Equation 4.

$$Homogeneity = \sum_{i=1}^N \sum_{j=1}^N \frac{1}{1 + (i - j)^2} p_{i,j} \dots \dots \dots (4)$$

### C. Identification

The results of the classification of test image data using the Euclidean Distance that uses the closest distance calculation to the similarity of the test data to the training data. The end result is the value of the closest distance from the test image palm oil data to the provisions of the category. Data for the database is determined by 8 data which are divided into 4 mature data and 4 data are not mature. Data testing will be carried out in an introduction one by one, and information will be given as a result of the proximity of the data to the database, so that the closest data will provide information on the category. Identification process can be seen below:

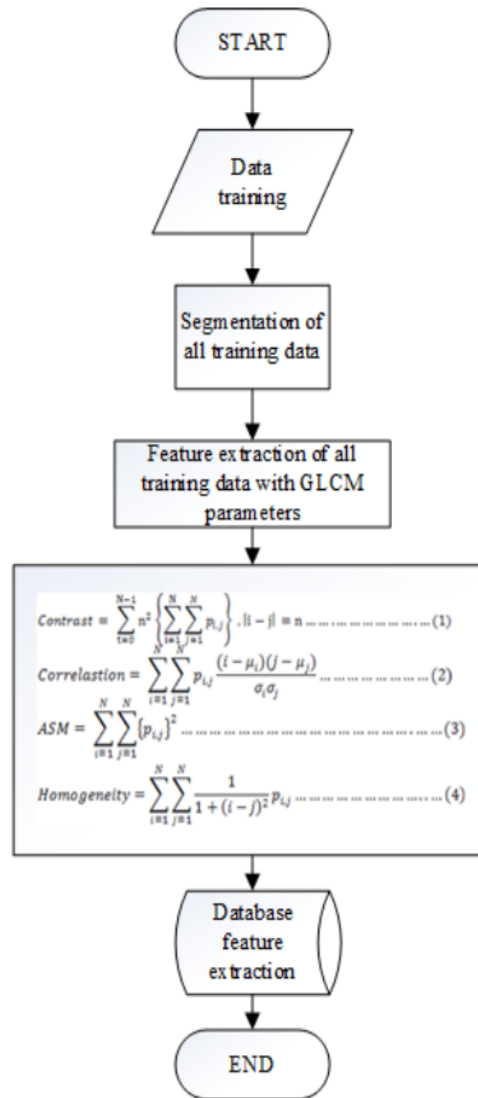


Figure 2. Flowchart the formation of Database feature extraction

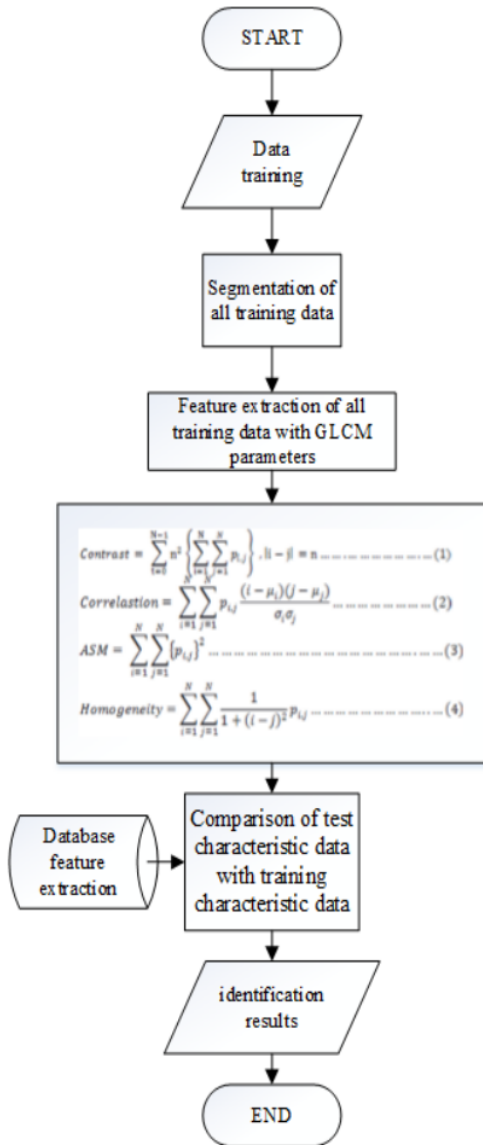


Figure 3. Flowchart identification

### III. RESULT AND DISCUSSION

The first process performed is segmentation. This process of changing the image of oil palm fruits RGB already taken and become the input image for testing data in this study and the image of oil palm fruits RGB segmentation aims to separate between the background and complete picture of the image of the fruit. Then the image will also be extracted using a texture characteristic of GLCM.



8 Figure 4. The result of the segmentation process (a) original image, (b) image segmentation K-Means.

Table 3.1 Table database traits

No	Contrast	Correlation	Energy	Homogeneity
1	0,14008	0,87280	0,72063	0,96641
2	0,22420	0,84543	0,70374	0,97058
3	0,13509	0,83309	0,75817	0,97352
4	0,28188	0,87603	0,67135	0,96396
5	0,07888	0,86720	0,69311	0,98346
6	0,09307	0,87485	0,63253	0,97873
7	0,07453	0,87592	0,71239	0,98369
8	0,08203	0,88830	0,69743	0,98271

Table 3.2. The identification results

No.	ripeness	Number of test data	The percentage of success	
			Right	Wrong
1	Mature	25	25	0
2	Not cooked	25	20	5
Total Data Test		50	45	5
Accuracy of success		$\text{Accuracy} = \frac{50 - 5}{50} 100\% = 90\%$		

#### IV. COLCLUSION

Feature extraction using cementation k-mean clustering and GLCM can be used as a basis to develop a system to identify successfully developed and can properly classify the maturity of the oil palm fruit based image of oil palm fruits. Based on the test results it can be concluded that the level of accuracy in the room with lighting quite reach the figure of 90%.

#### REFERENCES

- [1] M. Widyaningsih, "IDENTIFIKASI KEMATANGAN BUAH APEL DENGAN GRAY LEVEL CO - OCCURRENCE MATRIX ( GLCM )," *SAINTEKOM*, vol. 6, no. 114, pp. 71–88, 2016.
- [2] A. Premana, A. P. Wijaya, and M. A. Soeleman, "Image Segmentation Using Gabor Filter and K-Means Clustering Method," *iSemantic 2017-2017 IEEE Int. Semin. Appl. Technol. Inf. Commun.*, pp. 95–99, 2017.
- [3] D. M. Agaputra, K. R. R. Wardani, and E. Siswanto, "Pencarian Citra Digital Berbasis Konten dengan Ekstraksi Fitur HSV, ACD, dan GLCM," *Telematika*, vol. 8, no. 2, pp. 8–13, 2013.
- [4] L. Arsy *et al.*, "Aplikasi Pengolahan Citra Digital Meat Detection Dengan Metode Segmentasi K-Mean Clustering Berbasis OpenCV Dan Eclipse," *J. Teknol. dan Sist. Komput.*, vol. 4, no. 2, pp. 322–332, 2016.
- [5] M. H. Purnomo, J. T. Elektro, U. Sultan, and A. Tirtayasa, "Klasifikasi Jenis dan Fase Parasit Malaria Plasmodium Falciparum dan Plasmodium Vivax Dalam Sel Darah Merah Menggunakan Support Vector Machine," vol. 1, no. 2, pp. 1–8, 2012.
- [6] M. Metode, A. Tekstur, K. Dan, and M. Sofie, "KLASIFIKASI CITRA REKAMAN SINYAL ELEKTROKARDIOGRAM," vol. 7, no. 1, pp. 233–240, 2016.
- [7] F. Neneng, P. W. Shabri, and F. Wahyuni, "IDENTIFIKASI KARAKTERISTIK BUAH KELAPA SAWIT SIAP PANEN DENGAN METODE LASER SPEKEL IMAGING (LSI)," *Photon*, vol. 9, no. 1, pp. 139–142, 2018.
- [8] S. Hadiani and D. Riana, "Segmentasi Citra Bemisia Tabaci Menggunakan Metode K-Means," *Senimar Nas. Inov. dan Tren*, vol. 1, pp. 2–7, 2018.
- [9] J. Banda, A. Medan, and B. Rata, "Identifikasi tingkat kebulatan buah pepaya berdasarkan luas objek dengan pengolahan citra," *InfoMedia*, vol. 2, no. 2, pp. 41–47, 2017.
- [10] N. Sabri, Z. Ibrahim, S. Syahlan, N. Jamil, and N. N. A. Mangshor, "PALM OIL FRESH FRUIT BUNCH RIPENESS GRADING IDENTIFICATION USING COLOR FEATURES," *J. Fundam. Appliend Sci.*, vol. 9, pp. 563–579, 2017.
- [11] Sukemi, H. Sudiby, and A. A. P. Ratna, "Priority based computation: A study on paradigm shift on real time computation," *Proceeding - 2012 IEEE Int. Conf. Comput. Intell. Cybern. Cybern. 2012*, pp. 129–132, 2012.
- [12] R. Candra, N. Santi, S. Pd, and M. Kom, "Mengubah Citra Berwarna Menjadi Gray - Scale dan Citra biner," *Teknol. Inf. Din.*, vol. 16, no. 1, pp. 14–19, 2011.
- [13] Andri, Paulus, N. P. Wong, and T. Gunawan, "SEGMENTASI BUAH MENGGUNAKAN METODE K-MEANS CLUSTERING DAN IDENTIFIKASI KEMATANGANNYA MENGGUNAKAN METODE PERBANDINGAN KADAR WARNA," *SIFO Mikroskil*, vol. 15, no. 2, pp. 91–100, 2014.
- [14] F. Syuhada, I. G. P. S. Wijaya, and F. Bimantoro, "Pengenalan Wajah Untuk Sistem Kehadiran Menggunakan Metode Eigenface dan Euclidean Distance," *J-COSINE*, vol. 2, no. 1, pp. 64–69, 2018.
- [15] W. K. Pratt, *PROCESSING DIGITAL IMAGE PROCESSING*, vol. 5. 2001.
- [16] D. Rohpandi, A. Sugiharto, and M. Y. S. Jati, "Klasifikasi Citra Digital Berbasis Ekstraksi Ciri Berdasarkan Tekstur Menggunakan GLCM Dengan Algoritma K-Nearest Neighbor," *Voice of Informatics*, vol. 7, no. 2, pp. 79–86, 2018.
- [17] F. Shofrotun, T. Sutojo, D. R. Ignatius, and M. Setiadi, "Identifikasi Tumbuhan Obat Herbal Berdasarkan Citra Daun Menggunakan Algoritma Gray Level Co-occurrence Matrix dan K-Nearest Neighbor," *J. Teknol. dan Sist. Komput.*, vol. 6, no. 2, pp. 51–56, 2018.
- [18] E. Nurraharjo and B. D. Santoso, "Teknik pengambilan warna terpilih pada citra motif batik dengan metode color space adaptif," *Proseeding SENDI*, vol. 1, no. 1, pp. 978–979, 2018.

13%

SIMILARITY INDEX

%

INTERNET SOURCES

13%

PUBLICATIONS

%

STUDENT PAPERS

---

PRIMARY SOURCES

---

- 1** Zecheng Li, Shang Gao, Zhe Peng, Bin Xiao, Songtao Guo, Yuanyuan Yang. "B-DNS: A Secure and Efficient DNS Based on the Blockchain Technology", IEEE Transactions on Network Science and Engineering, 2021  
Publication **3%**
  - 2** Anindita Septiarini, Andi Sunyoto, Hamdani Hamdani, Anita Ahmad Kasim, Fitri Utaminingrum, Heliza Rahmania Hatta. "Machine vision for the maturity classification of oil palm fresh fruit bunches based on color and texture features", Scientia Horticulturae, 2021  
Publication **2%**
  - 3** Aleksandra Mojsilović, Miodrag Popović, Nenad Amodaj, Rade Babić, Miodrag Ostojić. "Automatic segmentation of intravascular ultrasound images: A texture-based approach", Annals of Biomedical Engineering, 1997  
Publication **1%**
-

4

Dan Chen, Jiali Tang, Haixu Xi, Xiaorong Zhao.  
"Image Recognition of Modern Agricultural  
Fruit Maturity Based on Internet of Things",  
Traitement du Signal, 2021

Publication

---

1 %

5

Sukemi, Rianto, BS. Bambang, Yogi Saputra.  
"Optimizing Accuracy of the Variety Bitspaces  
for Weather Forecasting for Early Flight  
Safety", Journal of Physics: Conference Series,  
2019

Publication

---

1 %

6

Anindita Septiarini, Hamdani Hamdani, Heliza  
Rahmania Hatta, Khoerul Anwar. "Automatic  
image segmentation of oil palm fruits by  
applying the contour-based approach",  
Scientia Horticulturae, 2020

Publication

---

1 %

7

I F Astuti, F D Nuryanto, P P Widagdo, D  
Cahyadi. "Oil palm fruit ripeness detection  
using K-Nearest neighbour", Journal of  
Physics: Conference Series, 2019

Publication

---

1 %

8

M. Messadi, A. Bessaid, A. Taleb-Ahmed.  
"Extraction of specific parameters for skin  
tumour classification", Journal of Medical  
Engineering & Technology, 2009

Publication

---

1 %

9

Nizar Akbar Arifin, Budhi Irawan, Casi Setianingsih. "Traffic sign recognition application using speeded-up robust features (SURF) and support vector machine (SVM) based on android", 2017 IEEE Asia Pacific Conference on Wireless and Mobile (APWiMob), 2017

Publication

1 %

10

Anindita Septiarini, Heliza Rahmania Hatta, Hamdani Hamdani, Ana Oktavia, Anita Ahmad Kasim, Suyanto Suyanto. "Maturity Grading of Oil Palm Fresh Fruit Bunches Based on a Machine Learning Approach", 2020 Fifth International Conference on Informatics and Computing (ICIC), 2020

Publication

1 %

11

O M Bensaheed, A M Shariff, A B Mahmud, H Shafri, M Alfatni. "Oil palm fruit grading using a hyperspectral device and machine learning algorithm", IOP Conference Series: Earth and Environmental Science, 2014

Publication

1 %

Exclude quotes  On

Exclude matches  Off

Exclude bibliography  On