

2_2121114_Kedah
TeSSHI_Marhaini_MF_MH
Dahlan_Marsi_The synergy of
microalgae Chlorella
pyrenoidosa.pdf
by Muhammad Faizal 11

Submission date: 06-Aug-2018 10:43AM (UTC+0800)

Submission ID: 987821343

File name: Dahlan_Marsi_The_synergy_of_microalgae_Chlorella_pyrenoidosa.pdf (641.65K)

Word count: 2893

Character count: 15702

The synergy of microalgae *Chlorella pyrenoidosa*, *Nannochloropsis* sp and the bacteria *Pseudomonas fluorescens* in the bioremediation process of nitrogen industry wastewater

Marhaini¹, M. Faizal², M. H. Dahlan², Arinafril², Marsi²

Lecturers of Graduate School of Sriwijaya University, Palembang, Indonesia
Graduate Student of Environmental Science Study Program, Graduate School of
Sriwijaya University, Palembang, Indonesia,

E-mail marhainiump@yahoo.co.id

Abstract

The purpose of this study is the treatment of Urea nitrogen industry wastewater by using microalgae *C. pyrenoidosa*, *Nannochloropsis* sp. and bacteria *P. fluorescens*. By means of this process, it is expected that the potential of the and the bacteria will synergy in degrading the nitrogen wastewater In this study the concentration used is the concentration of $\text{NH}_3\text{-N}$ level from the analysis of IC_{50} . The response being observed is a decrease in level of $\text{NH}_3\text{-N}$, Urea and pH. The result of the study shows a decrease in the concentration of $\text{NH}_3\text{-N}$ at 723.219 ppm 78,89 %, Urea at a concentration 1623 ppm 62,66 % and a pH of 8.3 to 7.6 on the synergy of microalgae *C. pyrenoidosa* and the *P. fluorescens* bacteria. While the synergy of microalgae *Nannochloropsis* sp and *P. fluorescens* bacteria at a concentration of 723.219 ppm results in a decrease of $\text{NH}_3\text{-N}$ of 58,98 %, Urea at a concentration of 1623 ppm results in a decrease of 60 % and a decrease of pH from 9.3 to 7.9. The study concludes that microalgae *C. pyrenoidosa*, *Nannochloropsis* sp and *P. fluorescens* bacteria can potentially be developed as bioremediation agents in the treatment of nitrogen industry wastewater

Keywords : C. pyrenoidosa sp, Nannochloropsis sp, P. fluorescens, Wastewater of Urea Fertilizer Plants

1. Introduction

Ammonia is well known as important raw material of industrial commodities in Indonesia. However, nitrogen industry wastewater is one of harmful pollutants. Ammonia in Urea nitrogen industry wastewater, at certain concentrations can harm aquatic life, led to eutrofication, causing corrosion to certain metals, even lead poisoning that are able to

damage lung and causing death. In principle, the component of nitrogen in the waste that caused pollution is ammonia ion ($\text{NH}_3\text{-N}$), nitrite ion (NO_2^-), and nitrate ion (NO_3^-).

Activities of nitrogen industry that could be potential caused environmental pollution is a wastewater disposal activities to the waters. Wastewater which is a major byproduct of Urea nitrogen industry is ammonia. Based on the Decree of the Minister of Environment No. 122 of 2004 years and Governor of South Sumatra, No.18 of 2005, the maximum pollution load for Urea nitrogen industry is the ammonia levels of 0.75 kg / ton (50 mg / L) and pH 6.0 - 9.0 .

Commitment of nitrogen industry to improve environmental management is wastewater treatment by using Wastewater Treatment Plant (IPAL) and Minimize Wastewater Separation (MPAL), as done by Urea nitrogen industry. The Complement efforts of waste management can be developed by using the bioremediation principles

Several studies have shown that biological methods for remediation Urea nitrogen industry can be less expensive and it is environmentally friendly technologies to treat wastewater of nitrogen industry, but the natural bioremediation has limitations in which it require long periods of time, insufficient number of microorganisms, and incomplete decomposition (Alexander, 1999). In order to overcome these limitations, bioremediation can be done by using a combination of bacteria that are able to degrade Urea nitrogen industry wastewater and microalgae, so it would be more effective and more perfect than use of bacteria and microalgae only.

According to Chevalier, P, and J, de la Noue, (1985) microalgae *C. pyrenoidosa* potentially be used to accumulate waste materials, especially for the nitrogen and phosphorus absorption, they are able to eliminate 90% of the ammonium (within four hours) and 100% of the phosphate (within two hours). Microalgae *C.pyrenoidosa*, *Nannochloropsis* sp potential to remediate of Urea nitrogen industry wastewater. Microalgae *C.pyrenoidosa*, *Nannochloropsis* sp is expected able to reduce levels of $\text{NH}_3\text{-N}$ and Urea contained in Urea nitrogen industry wastewater because of its ability to utilize $\text{NH}_3\text{-N}$ and urea directly as a nutrient, by the help of bacteria *P. fluorescens*, it is converted to be ammonium ion, nitrate and nitrite that are directly absorbed by the microalgae *Chlorella pyrenoidosa*, *Nannochloropsis* sp. Bandala *et al*, (2006), stated that *P. fluorescens* bacterium is a bacteria that can survive in extreme conditions, that is a condition in which there are certain environmental pollutants there.

2. Materials and methods

The tools used in this study are volumetric flask, pH meter, measuring pipette, Spectrophotometer, scales, cork drill, Petri dishes, and aerator, transparent millimeter paper, transparent plastic tubing measures $\frac{3}{4}$ diameter, hemacytometer, microscopy, and TL Lamps, culture bottles. While the material required is ammonia wastewater that derived from Wetland area of urea nitrogen industry, water distilled, Nessler reagent, the bacterium *P. fluorescens*, and uncontaminated seeds derived from pure cultures. Kings B

medium (protease peptone 10 g composition, K_2HPO_4 0.75 g, $MgSO\ 7H_2O_4$ 0.75 g, 7.5 ml glycerol, akuadest 500 ml) and *Chlorella pyrenoidosa* microalgae and *Nannochloropsis* sp. Seed derived from pure cultures that are uncontaminated by zooplankton or other organisms. Water used is brackish (a mixture of sea water and fresh water) as the main growing medium of *Nannochloropsis* with a salinity sp 3%, while the microalgae *C. pyrenoidosa* using fresh water, pH 8 - 9.5, and temperature of 25-30 °C. Measurement variables include pH, density, levels of NH_3 -N and urea.

3. Result and discussion

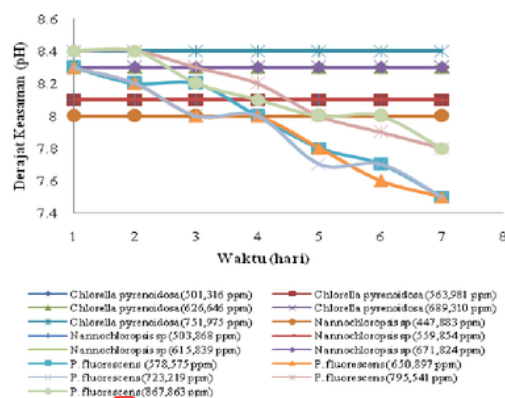
3.1. Results analysis of Wastewater Quality Based on concentration IC_{50} on Microalgae *Chlorella pyrenoidosa*, *Nannochloropsis* sp and *Pseudomonas fluorescens*

Based on the data from the quality of Urea nitrogen industry wastewater by using microalgae *C. pyrenoidosa*, *Nannochloropsis* sp and bacterial *P. fluorescent* at IC_{50} concentrations can be seen in Figure 1, 2 and figure 3.

3.1.1. The Degree of Acidity (pH)

The degree of acidity (pH) of quality water tests on each treatment based on the IC_{50} concentration, pH for each treatment did not change because of giving toxicant on the wastewater did not give effect directly toward the changes of pH in aqueous media test and microalgae *C. pyrenoidosa* and *Nannochloropsis* sp, can tolerate pH, it can be seen in Figure 1. This is a test that will facilitate subsequent analysis, where the truly factors that want to be seen is the effect of concentration nitrogen industry wastewater to pH changes from day 0 to-7. But microalgae *C. pyrenoidosa* and *Nannochloropsis* sp can survive in conditions of pH 8.0 to 9.0. According to Swingle (1969) in Boyd (1982) about the Effect of pH on aquatic organisms is the well growth of microalgae is at the condition pH 7-9. Water that is too acid (pH <6.5) and too alkaline (pH > 10) can damage the the wall cell and disturb the growth of microalgae *C. pyrenoidosa* and *Nannochloropsis* sp.

Figure 1. Graphs of the quality Urea nitrogen wastewater industry based on IC_{50} concentrations on pH with *C. pyrenoidosa*, *Nannochloropsis* sp microalgae and bacterial *P. Fluorescent*



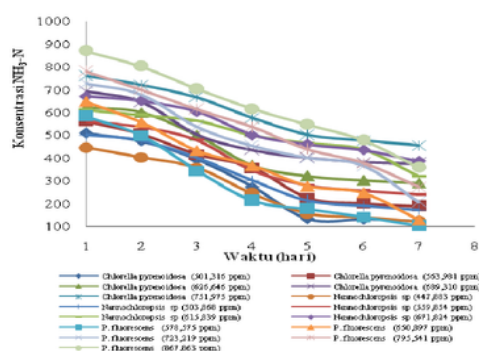
Although microalgae *C. pyrenoidosa* and *Nannochloropsis sp* can survive in the pH range 7-9, but the pH should be maintained in the range 7.2 - 7.8. This relates to the toxicity of ammonia, where ammonia toxicity increases as the increasing of pH. At pH less than 7.8 fraction of ammonia in total ammonia nitrogen decrease about 5% and at pH more than 9 about 50% of total ammonia nitrogen in the form of ammonia (Van Wyk and Scarpa, 1999)

While the pH profile on the quality of waste water using bacteria *P. fluorescens* decreased during the maintenance period at 0 -to-7 day with varying concentrations, as increasing of maintenance time During the maintenance pH values decrease from 8.3 to 7.5 values.

3.1.2. Ammonia (NH₃-N)

In the analysis of NH₃-N that have been done to microalgae *C. pyrenoidosa* and *Nannochloropsis sp* on the waste water of urea fertilizer plant, decrease in each treatment based on the value concentrations of IC₅₀ from 0 to 7th day, is will be shown in Figure 2, Where from several concentrations conducted, the decreasing of NH₃-N occurs. It means that the substrate utilization of many nitrogen sources obtained from nitrogen industry wastewater. Thus, during maintenance, occurs the utilization of nitrogen by microalgae *C. pyrenoidosa* and *Nannochloropsis sp* to be used as a substrate until its levels decreased, but the higher decrease occurs to microalgae *C.pyrenoidosa* rather than *Nannochloropsis sp*. According to Chevalier, P, and J, de la Noue (1985), microalgae *Chlorella pyrenoidosa* potentially be used accumulate waste materials, especially for the absorption of nitrogen and phosphorus, were able to eliminate 90% of the ammonium (within four hours) and 100% of phosphate (in two hours). Ammonia is not nitrogen that can be utilized directly by the microalgae *C. pyrenoidosa*.

Figure 2. The graphs of quality nitrogen industry wastewater based on IC₅₀ algae *C. pyrenoidosa*, *Nannochloropsis sp* and bacterial *P. Fluorescent*.



According to Effendi (2003) Nitrogen sources that can be used directly by aquatic plants is nitrate (NO₃), ammonium (NH₄) and nitrogen gas (N₂). Nitrate is the main form of nitrogen in natural waters and become a major nutrient for plant growth and microalgae.

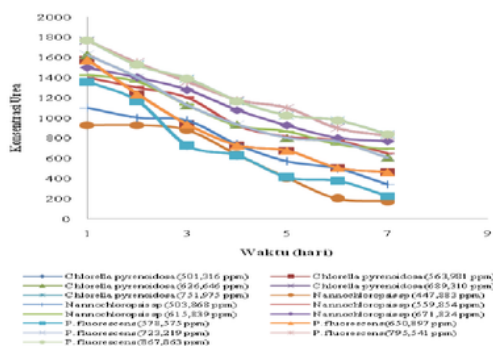
Based on that things Ammonia must be oxidized to be a nitrate in order to be able to use by the microalgae,

NH₃-N levels, using the bacterium *P. fluorescens* in digestion NH₃-N during the maintenance period tends to decrease. This observation is seen in day-0 to-7th day. The result of observation will be shown in figure 2. In general NH₃-N decrease as long with maintenance time. Bacteria are the most important microorganisms in wastewater treatment and can oxidize inorganic compounds such as NH₃ for energy.

3.1.3. Nitrogen

Based on the observations of nitrogen value on the nitrogen industry wastewater treatment synergized with microalgae and bacteria can be seen in Figure 3. Clearly, there is decreasing of urea element at the end of study. On the microalgae *Nannochloropsis* sp *C.pyrenoidosa* occurs the degradation on the nitrogen industry wastewater. Therefore, during maintenance occurs the utilization of Nitrogen level by microalgae *C. pyrenoidosa* and *Nannochloropsis* sp, so the levels are decreased, but the higher decreased occur in microalgae *C. pyrenoidosa*

Figure 3. The graphs of nitrogen industry wastewater quality based on concentration IC₅₀ of urea with microalgae *C. pyrenoidosa*, *Nannochloropsis* sp and bacterial *P.fluorescens*



3.2. The result analysis of Microalgae and Bacteria Synergies Based on the Quality of Wastewater.

In the research of synergy microalgae and bacteria carried out by using various concentration i.e. the concentration of bacteria e.g. 578.575 ppm, 650.897 ppm, 723,219 ppm, 795,541 ppm, and 867,863 ppm on the observation from 0 to 7 th day found in Figure 4, 5 and 6. The observed observations are NH₃-N, urea and pH.

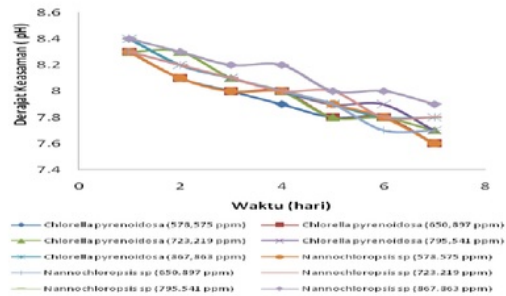
3.2.1. The synergies of Microalgae *Chlorella pyrenoidosa*, *Nannochloropsis* sp and Bakteria *Pseudomonas fluorescens*.

The use of microalgae *Chlorella pyrenoidosa* and *Nannochloropsis* sp and the bacteria *P. fluorescens* in the process of bioremediation is expected that it synergize potentially in bioremediation of nitrogen industry wastewater. It can be seen in Figure 4, 5 and 6. Based

on the observation on microalgae *C. pyrenoidosa* and *Nannochloropsis sp* with the bacterium *P. fluorescens* in which the decreased of pH, NH₃-N value and urea from each concentration. Based on the result of observation above, it is known that the microalgae *C. pyrenoidosa*, *Nannochloropsis sp* and bacteria *P. fluorescens* in waste water of urea fertilizer plant occurs in synergy as symbiosis mutualism.

Degradation of waste urea fertilizer plant by bacteria has been elaborate urea fertilizer plant greatly into small compounds that will be used by microalgae for growth i.e. CO₂, NH₄⁺, NO₃⁻, PO₄³⁻ and so on. And vice versa microalgae absorb the compounds and produce organic matter, O₂, and H₂O.

Figure 4. pH value on the quality of nitrogen industry wastewater based on synergy microalgae *C. pyrenoidosa* and *Nannochloropsis sp* with the bacteriu *P. fluorescens*

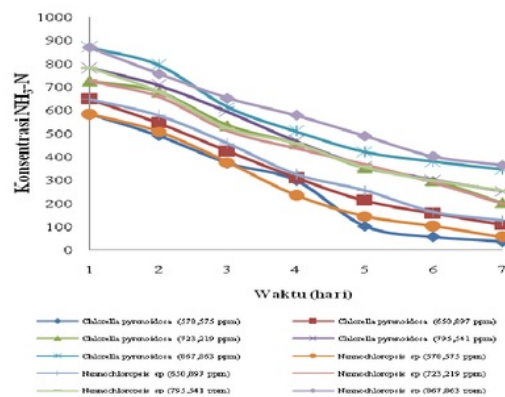


Through photosynthesis, microalgae use CO₂ derived from aerobe bacteria and ammonia to form protoplasm cell and produced oxygen molecules (Stein, 1973; Coombs dan Hall, 1992; Danks et al, 1983; Polle et al, 1999):

Radiance



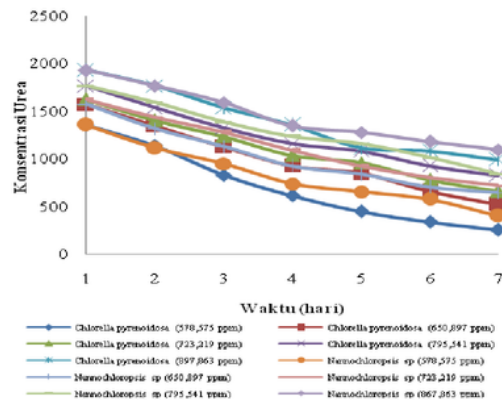
Figure 5. NH₃-N value on the quality of nitrogen industry wastewater by microalgae synergy *C. pyrenoidosa* and *Nannochloropsis sp* with the bacterium *P. fluorescent*



Environmental factors affects the growth (photosynthesis) of microalgae are light intensity, water temperature, pH, macro and micronutrients, and concentration of CO₂ (Surk-Key & Toshiuki, 2002). Although it contains the element carbon, the carbon in Urea cannot be used as a nutrient source (Stein, 1973; Polle et al, 1999), because carbon in the oxidized form and during the hydrolysis released as CO₂ on below reaction:

$$(NH_2)_2CO + 2 H_2O \rightarrow (NH)_2CO_3 \rightarrow 2NH_3 + CO_2 + H_2O$$

Figure 6. Nitrogen value on the quality of nitrogen industry wastewater based on synergy *C. pyrenoidosa* microalgae and *Nannochloropsis sp* with *Fluorescent bacterium*



The bacteria utilize the organic material produced by dead microalgae, as carbon source to synthesize new cells and for the energy needs to produce final product such as CO₂, NH₄⁺ in the process of respiration and the synthesis, Microalgae use CO₂ as a source carbon for photosynthesis. Ammonia is used as nitrogen source for phytoplankton, algae, water plants, and bacteria. Presumably the bacteria use ammonium in significant numbers in the waters. Some studies indicated that bacteria used almost 50% of total ammonium in the water. Bacteria do not only use ammonium as a nitrogen source, but the excretion of aquatic organisms (Montoya and Velasco, 2000).

4. Conclusions And Recommendations

Based on the result of research conducted it can be concluded that:

1. Combination of microalgae *C. pyrenoidosa*, *Nannochloropsis sp* and bacterial *P. fluorescent* is more effective in degrading urea fertilizer plant waste water rather than use microalgae *C. pyrenoidosa* or bacterium *P. fluorescent* only.
2. Microalgae *C. pyrenoidosa* tolerant to live and develop on pH 8 – 9 and able to absorb NH₃-N from concentration 626.646 ppm to 53,46 % and Urea from concentration 1426 ppm able to absorb until 58 %.
3. Microalgae *Nannochloropsis sp* tolerant to live and develop at pH 8 – 9 and able to absorb NH₃-N from concentration 559.854 ppm to 57,5 % and Urea from concentration 1398 ppm able to absorb until 53,71 %

4. Bacteria *P. fluorescen* tolerant to live and develop at pH 8 – 9 and able to absorb from concentration 723.219 ppm to 71, 58 % and Urea from 1356 ppm concentration able to absorb until 62, 47 %.
5. Synergies between Microalgae *Chlorella pyrenoidosa* and fluorescent *Pseudomonas* bacteria able to decrease NH₃-N on the concentration 723 219 78 ppm 89%, Urea at a concentration 1623 ppm 62.66% and a pH of 8.3 to 7.6.
6. Synergies between Microalgae *Nannochloropsis sp* and *P. fluorescen* bacteria on the concentration 723 219 occurs the decreasing of NH₃-N 58,98 %, Urea at a concentration 1623 decreased 62.66% and a pH of 9.3 to 7.9.
7. Microalgae *C. pyrenoidosa*, *Nannochloropsis sp* and bacteria *P. fluorescens* potentially to be developed as bioremediation agents on the urea fertilizer waste water plants.

For further research are suggested:

Further research needs to be done on the comparison of microalgae and bacteria in degradation nitrogen industry wastewater, so that by knowing that ratio, the degradation of urea nitrogen industry wastewater will be better.

References

- Alexander, M. (1977). Biodegradation and Bioremediation, 2nd edn. Academic Press, London
- Boyd, AW. (1990). Water quality in pond for aquaculture. Auburn University. Birmingham Publishing Co. Alabama.
- Chevalier, P. & J. de la Noue. (1985a). Wastewater nutrient removal with microalgae immobilized in carrageenan. *Enz. Microb. Technol.*, 7: 621–4
- Coombs, J, & Hall, D.O. (1982). Techniques in Bioproducity and Photo-synthesis, Pergamon Press Ltd, Oxford.
- Danks, S.M, Evans, E.H. & Whittaker, P.A. (1983). Photosynthetic Systems, Structure, Function and Assembly, John Wiley and Sons Ltd, Chicester
- Effendi, H. (2003). Telaah kualitas air bagi pengelolaan sumberdaya dan lingkungan perairan. Gramedia : Jakarta
- Montoya, R. & Velasco, M. (2000). Role of bacteria on nutritional and management strategies in aquaculture systems. Global Aquaculture Alliance
- Sheehan, D. (1997). Methods in Biotechnology. Bioremedition protocols. Humana Press. Totowa, New Jersey

- Stein, J.R. (1973). Handbook of Phycological Methods, Culture Methods and Growth Measurement, Cambridge Univ, Press.
- Surk-Key, Y. & N, Toshiuki. (2002) Activity of *Chlorella vulgaris* associated by *Escherichia coli* W3110 on removal of Total Organic Carbon in Continuous River Water Flow System, *Algae* vol, 17(3): 195-199.
- Polle, J.S., Kanakagiri, J.R., Benemann, A. Melis. (1999). Maximizing Photosynthetic Efficiencies and Hydrogen
- Production by microalgal cultures, *Proceedings of the 1999 U,S DOE Hydrogen Prog. Review NREL/CP-570-26938*.
- Van Wyk P, Scarpa J. (1999). Water Quality Requirements and Management. In: Van Wyk P, Davis-Hodgkins R, Laramore KL, Main J, Mountain, Scarpa J. Farming Marine Shrimp in Recirculating freshwater systems. http://www.hboi.edu/aqua/training_pubs.html [3 June 2011]

2_2121114_Kedah TeSSHI_Marhaini_MF_MH
Dahlan_Marsi_The synergy of microalgae Chlorella
pyrenoidosa.pdf

ORIGINALITY REPORT

6%

SIMILARITY INDEX

%

INTERNET SOURCES

6%

PUBLICATIONS

0%

STUDENT PAPERS

PRIMARY SOURCES

1

Sabrina Sellimi, Abdelkarim Benslima, Ghada Ksouda, Veronique Barragan Montero, Mohamed Hajji, Moncef Nasri. "Safer and healthier reduced nitrites turkey meat sausages using lyophilized *Cystoseira barbata* seaweed extract", *Journal of Complementary and Integrative Medicine*, 2018

Publication

2%

2

Petrus Hary Tjahja Soedibya, Emyliana Listiowati, Taufik Budhi Pramono, Norman Arie Prayogo, R. Taufan Harisam. " Growth Performance of Catfish () Cultured of High Density with Biofloc System ", *E3S Web of Conferences*, 2018

Publication

1%

3

M B Cassidy. "Environmental applications of immobilized microbial cells: A review", *Journal of Industrial Microbiology*, 02/1996

Publication

1%

4

E Supriyantini, A Santoso, N Soenardjo. " Nitrate and Phosphate Contents on Sediments Related to The Density Levels of Mangrove Sp. in Mangrove Park Waters of Pekalongan, Central Java ", IOP Conference Series: Earth and Environmental Science, 2018

Publication

1%

5

Current Research in Photosynthesis, 1990.

Publication

<1%

6

Sri Natalia Silaen, Miswar Budi Mulya. " Density and white shrimp growth pattern () in kampung nipah waters of perbaungan north sumatera ", IOP Conference Series: Earth and Environmental Science, 2018

Publication

<1%

7

R. J. Craggs. "Batch culture screening of marine microalgal nutrient removal from primary sewage effluent", Hydrobiologia, 08/1994

Publication

<1%

8

Piérri, V, D Valter-Severino, K Goulart-de-Oliveira, C Manoel-do-Espírito-Santo, F Nascimento-Vieira, and W Quadros-Seiffert. "Cultivation of marine shrimp in biofloc technology (BFT) system under different water alkalinities", Brazilian Journal of Biology, 2015.

Publication

<1%

Exclude quotes On

Exclude matches < 1 words

Exclude bibliography On