

C.1.c.1.7-Effective Removal of Iron (II) from Aqueous Solution.pdf

By Risfidian Mohadi

Effective Removal of Iron (II) from Aqueous Solution by Adsorption using Zn/Cr Layered Double Hydroxides Intercalated with Keggin Ion

Melantina Oktriyanti¹, Neza Rahayu Palapa¹, RisfidianMohadi¹, Aldes Lesbani^{1*}

¹ Department of Chemistry, Faculty of Mathematics and Natural Sciences, Sriwijaya University, Jl. Padang Selasa Bukit Besar Palembang 30139, Indonesia.

* Corresponding author's e-mail: aldeslesbani@pps.unsri.ac.id

ABSTRACT

Zn/Cr and Zn/Cr layered double hydroxides (LDHs) intercalated with Keggin ion $[\alpha\text{-SiW}_{12}\text{O}_{40}]^{4-}$ were successfully synthesized at room temperature and pH value of 10. The synthesized materials were characterized by means of the XRD, BET, and FT-IR analyses and used as an adsorbent iron(II). The adsorption process was investigated by studying pH, the kinetics, and thermodynamic properties of the adsorption process. The results showed the interlayer Zn/Cr LDHs was 7.53 Å and increase to 10.26 Å on Zn/Cr LDHs intercalated with Keggin ion $[\alpha\text{-SiW}_{12}\text{O}_{40}]^{4-}$. The BET analysis showed that the pore volume of both materials increased from 0.063 cm³ g⁻¹ to 0.163 cm³ g⁻¹. The pH point zero charge measurement for the Zn/Cr LDHs material was 10 while LDHs Zn/Cr intercalated with Keggin ion $[\alpha\text{-SiW}_{12}\text{O}_{40}]^{4-}$ was 8. Zn/Cr LDHs intercalated with Keggin ion $[\alpha\text{-SiW}_{12}\text{O}_{40}]^{4-}$ has higher adsorption capacity than Zn/Cr LDHs without intercalation. Desorption of iron (III) was successfully conducted using HCl as reagent showing the involvement of ion exchange in the adsorption.

Keywords: Adsorption, Iron(II), Desorption, Zn/Cr, Layered double hydroxides.

INTRODUCTION

The heavy metal exposure that resulted from the industrial activities is now becoming a serious concern for researchers [Cherfi et al. 2014]. One of the heavy metals that have high toxicity because its risk for digestion when accumulates in the body is iron (II) [Fu et al. 2014]. Moreover, according to Indonesian Government regulation No.82/2001, the maximum iron (II) levels for drinking water and raw water fishery activities are 5 mg L⁻¹. There are several ways to reduce the heavy metal waste, such as ion exchange [Fu and Wang 2011], membrane [Lü et al. 2019], filtration and also adsorption [Huang et al. 2019; Peligro et al. 2016]. Among these methods, the adsorption is a suitable process due to the simple operation low cost and fast process [Oktriyanti et al. 2019]. Various adsorbents have been used as metal ion adsorption, such as cellulose [Wang et al. 2017], chitin [Boulaiche, Hamdi, and Trari 2019],

chitosan [Zubieta et al. 2008], zeolite [Abdelrahman 2018], bentonite [Taher et al. 2017] and layered double hydroxides. [Wang et al. 2017] used the cellulose modified from sugar cane to remove Zn²⁺ with the maximum uptake of 363 mg/g. On the other hand, the adsorption of Cd²⁺ from aqueous solution using chitin has maximum uptake of 100 mg/g [Boulaiche et al. 2019]. The adsorption of Cu²⁺ using zeolite was reported by [Oliveira et al. 2019] with maximum uptake 142 mg/g. [Taher et al. 2019] reported that Ca/Al layered double hydroxides adsorbed iron (III) in aqueous solution with maximum uptake 11 mg/g. The studies on the application of layered double hydroxide as an adsorbent of heavy metals have been conducted successfully. As the study conducted by [Lesbani et al. 2018], metal adsorption of Cd (II) can be conducted with the intercalated Zn/Al layered double hydroxide as an adsorbent. The research by [Zhou et al. 2018] reported the application of the Fe-Mn-Mg layer double hydroxide as

an adsorbent to remove Pb(II). [Tran et al. 2018] The removal of Cu(II) was effectively conducted using the Mg-Al layer double hydroxide as an adsorbent. Furthermore, the intercalated Mg-Al layer double hydroxide showed the adsorption properties for the removal of heavy metal from wastewater [Rahman et al. 2018]

In this research, Zn/Cr LDHs was synthesized through the co-precipitation method, then modified by the intercalation process using Keggin ions $[\alpha\text{-SiW}_{12}\text{O}_{40}]^{4-}$. The Keggin $[\alpha\text{-SiW}_{12}\text{O}_{40}]^{4-}$ ion was used as an intercalant species that aimed to produce a greater distance between layers, so it was expected that the adsorption process could be far more effective. Furthermore, the synthesized material was characterized using XRD, surface area analysis, and FTIR spectrophotometric analyses. The Zn/Cr layered double hydroxide intercalated Keggin ions $[\alpha\text{-SiW}_{12}\text{O}_{40}]^{4-}$ were further used as an adsorbent for the iron (II) removal by means of adsorption. The factors that influence the adsorption process were studied on the kinetic and thermodynamic parameters in the adsorption process.

3 MATERIALS AND METHODS

Chemical and Instrumentation

33 chemicals used in this work, including $\text{Zn}(\text{NO}_3)_2 \cdot 6\text{H}_2\text{O}$, $\text{Cr}(\text{NO}_3)_3 \cdot 9\text{H}_2\text{O}$, Na_2CO_3 , NaOH , $\text{Na}_2\text{WO}_4 \cdot 2\text{H}_2\text{O}$, Na_2SiO_3 , HCl , KCl , $\text{FeCl}_2 \cdot 4\text{H}_2\text{O}$, 1,10-phenanthroline monohydrate, acetate buffer, and hydroxylamine were obtained from Sigma Aldrich and Merck Chemicals and used as received without further purification. The XRD analysis was performed using the Rigaku Miniflex-6000 diffractometer and the sample was scanned at 10/deg. The BET surface area analysis was conducted using Quantachrome adsorption-desorption apparatus. The FT-IR analysis was identified using Shimadzu Prestige-21 by KBR pellet and the sample was analyzed at 400–4000 cm^{-1} wavenumbers.

Synthesis Zn/Cr LDHs

Zn/Cr LDHs were synthesized based on [Hirata, Tadanaga, and Tatsumisago 2010; Palapa et al. 2019] with a slight modification: $\text{Zn}(\text{NO}_3)_2 \cdot 6\text{H}_2\text{O}$ (13.07 g) and $\text{Cr}(\text{NO}_3)_3 \cdot 9\text{H}_2\text{O}$ (10.04 g) were diluted in a 100 mL beaker flask with a molarity

ratio of 2:1. The solution was mixed and poured into a mixture of 2.5 M Na_2CO_3 and 3 M NaOH then stirred for 2 hours. The pH value of 10 was adjusted by adding NaOH and then heating at 60°C for 24 hours to form Zn/Cr LDHs.

Intercalation of Zn/Cr LDHs with Keggin ions

Polyoxometalate compound of $\text{K}_4[\alpha\text{-SiW}_{12}\text{O}_{40}] \cdot n\text{H}_2\text{O}$ was synthesized according to the previously reported literature [Aparicio-Anglès et al. 2012]. The intercalation of layered double hydroxide by polyoxometalate was carried out as follows: 1 g $\text{K}_4[\alpha\text{-SiW}_{12}\text{O}_{40}]$ polyoxometalate compound was added to 50 mL of distilled water whereas 2 g of layered double hydroxide was added to 25 mL of 1 M NaOH . Both solutions were mixed quickly under the N_2 gas conditions for 24 hours. The material was characterized using XRD, FTIR and BET analyses.

16 RESULTS AND DISCUSSION

Characterization of adsorbent

1 Characterization of the Zn/Cr and Zn/Cr LDHs material intercalated by Keggin ion was conducted using XRD, as shown in Figure 1. Figure 1(a) showed the strong diffraction peak of the Zn/Cr LDHs in plane (003) at an angle of 2θ is 11.74° with an intensity of 781 and basal spacing of 7.53 Å. The diffraction peaks that are typical of Zn/Cr LDHs material appear at an angle of 2θ at 23.49°(006), 34.33°(009), and 60.41°(110).

Figure 1(b) showed the highest diffraction peak in the Zn/Cr LDHs material intercalated by Keggin ions, which is in the 2θ value of 8.62° with a basal spacing of 10.26 Å, a peak at 23.39° with a basal spacing 3.80 Å, a peak of 34.23°, and 60.88° having a basal spacing of 2.62 Å, and 1.52 Å respectively. On the basis of the data above, it can be seen that the intercalated Zn/Cr LDHs exhibited an increase in the distance higher than the original Zn/Cr LDHs, which shows the success of the material synthesis process. The success of the intercalation process was marked by the increase in the distance between layers of the LDHs material before and after the intercalation, as presented in Table 1.

The adsorption-desorption isotherms of Zn/Cr LDH and the intercalated Zn/Cr LDH are shown in Figure 2.

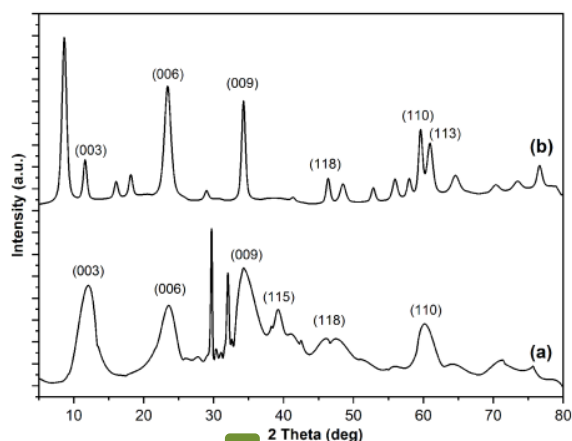


Figure 1. XRD powder patterns of Zn/Cr LDH (a) and Zn/Cr-[α -SiW₁₂O₄₀] (b)

Figure 2(a) and (b) show the graphs of nitrogen adsorption-desorption isotherms on Zn/Cr LDHs and intercalated Zn/Cr LDHs that indicated both materials followed type IV of isotherm pattern according to the IUPAC classification. Type IV isotherm curves belong to the mesoporous material because the desorption curve follows a different path from the adsorption curve, causing a hysteresis. The mesoporous material, according to IUPAC, has a pore size of 2–50 nm. The isotherm pattern of both Zn/Cr LDHs and intercalated Zn/Cr LDHs were included in type H2 because the material has wide and mesoporous shaped pores [Oktriayanti et al. 2019].

The results of the analysis of nitrogen adsorption-desorption isotherm on the Zn/Cr LDHs and the intercalated Zn/Cr LDHs, including surface area, volume, and the pore diameter data from the BET analysis are shown in Table 2.

In Table 2, an increase in the pore volume of the material can be observed after intercalation. Intercalated Zn/Cr LDHs has a higher pore volume compared to the pore volume of Zn/Cr LDHs. The same phenomena happened to the surface area of the intercalated Zn/Cr LDHs, where

Table 1. The value of the distance between the layered double hydroxide layer before and after intercalation

Materials	Angle 2 θ	d (Å)	Distance Increased (Å)
Zn/Cr-[α -SiW ₁₂ O ₄₀]	8.62°	10.26Å	2.73 Å
Zn/Cr	11.74°	7.53Å	

intercalated Zn/Cr LDHs has a greater surface area than Zn/Cr LDHs. Zn/Cr and Zn/Cr LDHs intercalated by Keggin ion were identified using IR spectrophotometer and the results are shown in Figure 3.

Figure 3(a) showed the bending vibrations and stretching peaks of the -OH group bound to the Zn/Cr layered double hydroxides, which was recorded at wavelengths of 1643.35 cm⁻¹ and 3456.44 cm⁻¹. The vibration peaks that appeared in that area are marked by the presence of anions that occupied the layers space of material. The NO₃⁻ anion stretching vibration was shown at a wavelength of 1381.03 cm⁻¹, and at a wavenumber of 339.47 cm⁻¹ indicating that a peak of Zn-O vibrations (ν Zn-O), and Cr-O vibrations (ν Cr-O) appeared at a wavelength of 840.92 cm⁻¹. Figure 3(b) shows the FT-IR spectrum of the intercalated Zn/Cr LDH. In the FT-IR spectrum, the vibration peaks that can be observed at wavelengths of 354.9 cm⁻¹ for Zn-O and 848.68 cm⁻¹ were showed by the Cr-O vibrations [Hirata et al. 2015]. The vibrational peak of the ν (O-Cr-W) was at a wavelength of 509.21 cm⁻¹ and the vibration of Si-O was shown at a wavelength of 871.82 cm⁻¹. The existence of a widening peak at a wavelength of 1381.03 cm⁻¹ indicated a partial nitrate anion which has been substituted by a polyoxometalate compound.

52 Effect of initial pH

The adsorption process with the influence of pH was carried out by contacting 10 mL iron (II) (25 mg L⁻¹) with different pH 4,5,6,7,8,9,10, and 11 with 50 mg of Zn/Cr and Zn/Cr LDHs

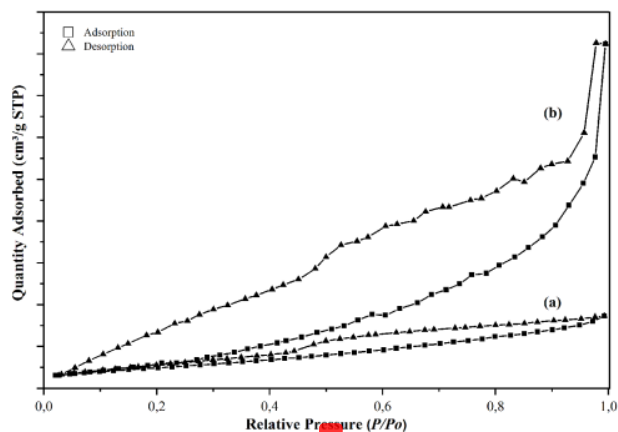


Figure 2. Profile of nitrogen adsorption-desorption of Zn/Cr LDHs intercalated by Keggin $[\alpha\text{-SiW}_{12}\text{O}_{40}]^{4-}$ (a) and Zn/Cr LDHs (b)

Table 2. N₂ adsorption-desorption properties of Zn/Cr and intercalated Zn/Cr LDHs

Kinetics model	Parameter	Zn/Cr LDH	Intercalated Zn/Cr LDH
34 Pseudo first order	Q _e experiment (mg g ⁻¹)	4.359	8.900
	Q _e calculated (mg g ⁻¹)	5.012	7.638
	k ₁ (g mg ⁻¹ min ⁻¹)	0.035	0.055
	R ²	0.928	0.970
25 Pseudo second order	Q _e experiment (mg g ⁻¹)	4.359	8.900
	25 calculated (mg g ⁻¹)	4.975	9.346
	k ₂ (g mg ⁻¹ min ⁻¹)	5.400	137.118
	R ²	0.980	0.998

intercalated with Keggin ion. The pH of the solution was studied to determine the optimum pH of iron (II) adsorption on the Zn/Cr and intercalated Zn/Cr LDHs. The influence of pH on the ability of the Zn/Cr layered double hydroxide and

intercalated Zn/Cr layered double hydroxide can be seen in Figure 4.

The ability of Zn/Cr LDH for adsorbing iron (II) increases along with the pH condition until it reaches the optimum at pH 10 with an adsorption

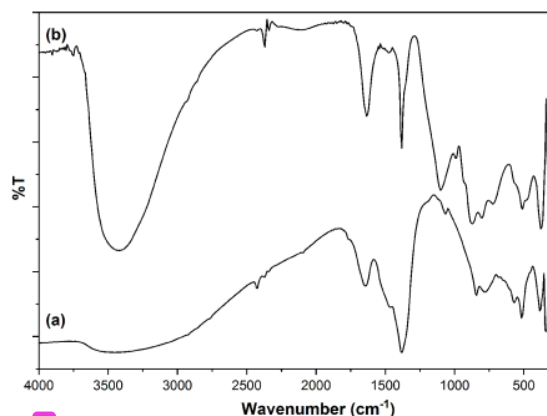


Figure 3. FT-IR spectra of Zn/Cr LDHs (a) and intercalated Zn/Cr LDHs (b)

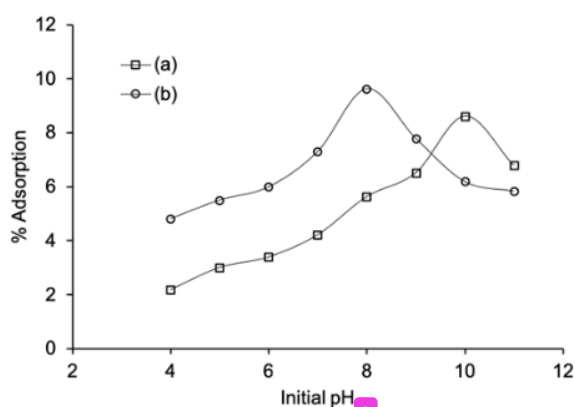


Figure 4. Effect of initial pH to the iron (II) uptake of Zn/Cr LDH (a) and intercalated Zn/Cr LDH (b)

capacity of 43.033 mg g⁻¹. The optimum pH for the intercalated Zn/Cr LDHs was observed at the value of 8 with an adsorption capacity of 48.115 mg g⁻¹. On the basis of these data, it can be observed that the higher the pH or the smaller the degree of acidity, the higher the adsorption power. This can happen because the pH of Zn/Cr LDH adsorbent was synthesized at basic pH so that under these conditions, the adsorbent can absorb the adsorbate more optimally.

Metal ion competition

The absorption ability of an adsorbent is highly influenced by the concentration of metal ions. The presence of the Cr(VI), Fe(II) and Cd(II) metal ions influences each other because it can reduce the efficiency and adsorption capacity. This phenomenon was affected by the competition between the metal ions over the active site of the adsorbent to form the adsorbate-adsorbent complex.

A total of 25 mL of each solution with a concentration of 25 mg L⁻¹ was used to obtain a metal mixture, then 50 mL of the mixture was taken and added to 50 mg of Zn/Cr and intercalated Zn/Cr LDHs; then stirred for 2 hours and absorbance was measured afterwards. Table 3 Shows

Table 3. Competition of Cr(VI), Fe(II), and Cd(II) metal ion against the adsorption efficiency of Zn/Cr LDH and intercalated Zn/Cr LDH

Materials	Surface area (m ² g ⁻¹)	Pore Volume (cm ³ g ⁻¹)	Pore Diameter (nm)
Zn/Cr-[α-SiW ₁₂ O ₄₀]	128.871	0.163	3.695
Zn/Cr	31.638	0.063	3.934

the competition of metal ions Cr(VI), Fe(II), and Cd(II) on the efficiency of Zn/Cr LDH and intercalated Zn/Cr LDH.

The value of Fe(II) metal adsorption efficiency was higher than Cr(VI) and Cd(II), which absorbed 19.426 mg L⁻¹ for Zn/Cr LDHs and 20.590 mg L⁻¹ for intercalated Zn/Cr LDHs. The amount of Fe(II) adsorption showed that the Zn/Cr and intercalated Zn/Cr LDHs can adsorb the Fe(II) metal ion in greater amount than Cr (VI) and Cd (II).

Effect of contact time

The effect of adsorption time on the adsorption of iron (II) into Zn/Cr and intercalated Zn/Cr LDHs was studied through the variations of the adsorbate contact time with the adsorbent. In this investigation, 50 mg of intercalated Zn/Cr or Zn/Cr LDHs was added into 50 mL of iron (II) solution with a concentration of 0.5 mg L⁻¹ that had been adjusted to the pH values according to the pzc pH data. The mixture was stirred using a stirring bar magnet with time variations of 0, 5, 10, 15, 20, 50, 70, 90, 120, 150, and 180 minutes. The iron (II) adsorption data for variations in contact time are shown in Figure 5.

The adsorption kinetics was then determined based on the pseudo-first-order and pseudo-second-order model as described in the following equation.

$$\log (Q_e - Q_t) = \log Q_e (k_1/2.303) \quad (1)$$

$$t/Q_t = (1/k_2 Q_e^2) + (1/Q_e) t \quad (2)$$

where: Q_e = adsorption capacity at equilibrium (mg g⁻¹);

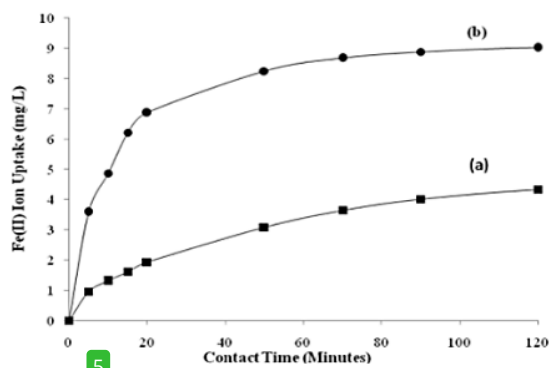


Figure 5. Effect of contact time versus the adsorption capacity of iron (II) onto Zn/Cr and intercalated Zn/Cr LDHs

Q_t = adsorption capacity at t (mg g^{-1});
 t = adsorption time (minute);
 k_1 = kinetic adsorption rate at pseudo-first-order (min^{-1});
 k_2 = kinetic adsorption rate at pseudo-second-order ($\text{g mg}^{-1} \text{min}^{-1}$).

The obtained data on the variation of contact time of iron (II) with Zn/Cr LDH and intercalated Zn/Cr LDH were used to determine the adsorption rate constant using the pseudo-first-order kinetic equation model and pseudo-second-order. The data in Table 4 shows the adsorption of iron (II) followed the equation of the pseudo-second-order kinetics model. It is indicated by the linear regression coefficient value of the intercalated Zn/Cr LDH reaching 0.998.

Effect of concentration and temperature adsorption

The effect of adsorption temperature on the adsorption capacity of Zn/Cr and intercalated Zn/Cr LDHs was studied by varying the temperature during the adsorption process. As much as 50 mg of intercalated Zn/Cr and Zn/Cr LDHs was added into 50 mL of iron (II) solution with the concentrations of 10, 15, 20, 25 and 30 mg L^{-1} that have been adjusted to the pH values according to pH

Table 4. Adsorption kinetic model of iron(II) adsorption

Adsorbent	Metal Ion Adsorption (mg L^{-1})		
	Cr	Fe	Cd
Zn-Cr	0.097	19.426	3.449
Zn-Cr-[α -SiW ₁₂ O ₄₀]	0.527	20.590	4.170

pzc, then stirring using a magnetic stir bar for 2 hours with variations at a temperature of 30, 40, 50, and 60°C. The effect of the iron (II) concentration and adsorption temperature on the adsorption capacity of iron (II) on Zn/Cr and intercalated Zn/Cr LDHs can be seen in Figure 6.

The obtained data indicated that the intercalated Zn/Cr LDHs have the largest adsorption capacity. These results can be achieved because the intercalated Zn/Cr LDHs have a greater basal spacing which causes greater absorption of iron (II) adsorbate. The isotherm parameters were calculated on the Langmuir and Freundlich equations, as follows:

$$C_e/Q_e = (C_e/Q_m) + (1/Q_m k_L) \quad (3)$$

$$\text{Log } Q_e = \log k_F + 1/n \log C_e \quad (4)$$

where: C_e = adsorbent concentration at equilibrium (mg L^{-1});

Q_m = maximum adsorption capacity (mg g^{-1});

k_L = Langmuir isotherm constant;

k_F = Freundlich isotherm constant;

n = degree of isotherm freedom.

The adsorption isotherm models employed in this work were Langmuir and Freundlich. The adsorption isotherm model approach was also used to determine the adsorption thermodynamic parameter such as the changes of enthalpy (ΔH), entropy (ΔS), and Gibbs free energy (ΔG).

The obtained results tabulated in Table 5 were calculated based on the Langmuir adsorption isotherm model. According to the obtained value, it can be described that the adsorption process was conducted in a physical way and in a monolayer system. The thermodynamic data

for the adsorption of iron (II) onto Zn/Cr LDH and intercalated Zn/Cr LDH can be shown in Tables 6 and 7.

According to Tables 5 and 6, it can be seen that the adsorption of iron (II) into both Zn/Cr LDH and intercalated Zn/Cr LDH occurred spontaneously. Moreover, from the obtained value of (ΔH), it can be described that the adsorption process did not need a huge amount of energy and it can be assumed that the interaction involved between the adsorbent and adsorbate was Van der Waals interaction. It also can be observed that the adsorption process occurred orderly.

Desorption study

Desorption is a phenomenon in which a substance escapes from the surface or removal of atoms, molecules or ions that are entangled on the surface. Desorption occurs when the adsorption process is maximized because the surface of the adsorbent is saturated or no longer able to absorb

the adsorbate. In this work, the desorption study was carried out using certain solvents to test the extent to which a material can be reused.

The iron (II) desorption study was conducted on Zn/Cr and intercalated Zn/Cr LDHs. The solvents used in the desorption process were HCl, hot water, NaOH, HOCl, NaCl, H₂O, Na-EDTA, and diethyl ether. A total of 0.01 g of the used adsorbent was mixed into 10 mL of the solvent and then stirred reducing a magnetic stir bar at equilibrium for 2 hours. The data on the percent desorption of Zn/Cr LDH and intercalated Zn/Cr LDH can be seen in Figure 7.

The largest percentage of iron (II) desorption was obtained in the HCl solvent and in the Zn/Cr LDH adsorbent, reaching up to 93.24%. It can be assumed that in the acidic solvents, the iron (II) metal was ionized, so the ions that were trapped inside the surface of the material were desorbed more easily. Thus, the ion exchange mechanism on the adsorption of iron (II) was dominant in this research.

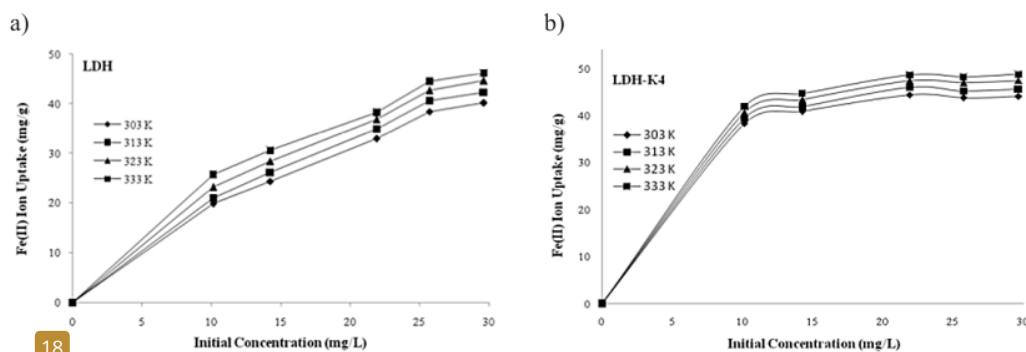


Figure 6. Effect of concentration and temperature on the adsorption of iron (II) onto Zn/Cr and intercalated Zn/Cr LDHs

Table 5. The adsorption isotherm data according to the Freundlich and Langmuir adsorption isotherm model

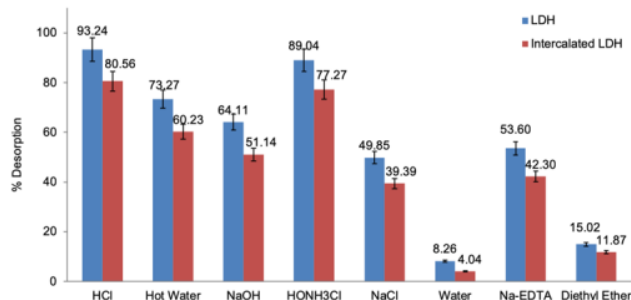
Material	temperature (K)	Adsorption isotherm model					
		Langmuir			Freundlich		
		Q_m (mg g ⁻¹)	k_L (mg g ⁻¹)	R^2	n	k_F (mg g ⁻¹)	R^2
Zn/Cr LDH	303	76.923	0.054	0.965	1.704	6,699	0.990
	313	76.923	0.062	0.976	1.754	7.551	0.992
	323	71.429	0.082	0.979	1.961	9.572	0.992
	333	66.667	0.115	0.976	2,326	12.618	0.984
Intercalated Zn/Cr LDH	303	45.455	2.000	0.999	14.085	35.975	0.943
	313	47.619	2.100	0.999	14.085	37.239	0.938
	323	50.000	2.222	0.999	14.085	38.637	0.962
	333	50.000	2.500	0.999	15.385	40.365	0.966

Table 6. Adsorption thermodynamic properties of iron (II) onto Zn/Cr LDH

Concentration	T (K)	Q_e (mg g^{-1})	ΔH (kJ mol^{-1})	ΔS (kJ mol^{-1})	ΔG (kJ mol^{-1})
30 mg L^{-1}	303	40.109	5.604	0.024	-1.668
	313	42.240			-1.908
	323	44.590			-2.148
	333	46.120			-2.388

Table 7. Adsorption thermodynamic properties of iron(II) onto intercalated Zn/Cr LDH

Concentration	T (K)	Q_e (mg g^{-1})	ΔH (kJ mol^{-1})	ΔS (kJ mol^{-1})	ΔG (kJ mol^{-1})
30 mg L^{-1}	303	44.104	4.140	0.020	-1.920
	313	45.628			-2.120
	323	47.432			-2.320
	333	48.743			-2.520

**Figure 7.** Desorption of iron (II) from the used Zn/Cr and intercalated Zn/Cr LDHs at different solvent

CONCLUSIONS

The Zn/Cr LDH was successfully intercalated using the Keggin $[\alpha\text{-SiW}_{12}\text{O}_{40}]^{+}$ ion. An increase in the distance between layers was observed from the XRD analysis results up to 10.26 Å. Furthermore, the results of BET analyses showed the surface area and pore volume was increased after intercalation. On the basis of the calculation, the thermodynamic parameters indicated that the adsorption process was physical and spontaneous. The intercalated Zn/Cr LDHs exhibited a greater adsorption capacity to iron (II) than Zn/Cr LDHs without intercalation. Moreover, the Zn/Cr and intercalated Zn/Cr LDHs adsorbent can be reused for a further adsorption process. This result based on the desorption cause that the iron(II) can be desorbed from the adsorbent in as much as 93.24%.

Acknowledgements

The authors profoundly thank the Ministry of Research, Technology, and Higher Education

of Republic Indonesia for supporting this work through Hibah Penelitian Dasar Unggulan Perguruan Tinggi (PDUPT) fiscal year 2019 with contract number 0060.05/UN9/SB3.LP2M.PT/2019.

REFERENCES

- Abdelrahman, E.A. 2018. Synthesis of zeolite nanostructures from waste aluminum cans for efficient removal of malachite green dye from aqueous media. *Journal of Molecular Liquids* 253, 72–82.
- Aparicio-Anglès, X., Miró, P., Clotet, A., Bo, C., Poblet, J. M. 2012. Polyoxometalates adsorbed on metallic surfaces: immediate reduction of $[\text{SiW}_{12}\text{O}_{40}]^{4-}$ on Ag(100). *Chemical Science* 3(6), 2020–27.
- Boulaiche, W., Hamdi, B., Trari, M. 2019. Removal of heavy metals by chitin: equilibrium, kinetic and thermodynamic studies. *Applied Water Science* 9(2), 1–10.
- Cherfi, A., Abdoun, S., Gaci, O. 2014. Food survey: levels and potential health risks of Chromium, Lead, Zinc and Copper content in fruits and vegetables consumed in Algeria. *Food and Chemical Toxicology* 70, 48–53.

5. Fu, F., Dionysiou, D.D., Liu, H. 2014. The use of zero-valent iron for groundwater remediation and wastewater treatment: A review. *Journal of Hazardous Materials* 267, 194–205.
6. Fu, F., Wang, Q. 2011. Removal of heavy metal ions from wastewaters: A review. *Journal of Environmental Management* 92(3), 407–18.
7. Hirata, N., Tadanaga, K., Tatsumisago, M. 2015. Photocatalytic O₂ evolution from water over Zn-Cr layered double hydroxides intercalated with inorganic anion. *Materials Research Bulletin* 62, 1–4.
8. Huang, D., Liu, C., Zhang, C., Deng, R., Wang, R., Xue, W., Luo, H., Zeng, G., Zhang, Q., Guo, X. 2019. Cr(VI) removal from aqueous solution using biochar modified with Mg/Al-layered double hydroxide intercalated with ethylenediaminetetraacetic acid. *Bioresource Technology* 276, 127–32.
9. Lesbani, A., Hensen, H., Taher, T., Hidayati, N., Mohadi, R., Andreas, R. 2018. Intercalation of Zn/Al layered double hydroxides with keggion ion as adsorbent of Cadmium(II). *AIP Conference Proceedings*, 2026.
10. Lü, Z., Hu, F., Li, H., Zhang, X., Yu, S., Liu, M., & Gao, C. 2019. Composite nanofiltration membrane with asymmetric selective separation layer for enhanced separation efficiency to anionic dye aqueous solution. *Journal of Hazardous Materials* 19, 436–43.
11. Oktriyanti, M., Palapa, N.R., Mohadi, R., Lesbani, A. 2019. Modification of Zn-Cr layered double hydroxide with keggion ion. *Indonesian Journal of Environmental Management and Sustainability* 3(3), 93–99.
12. Oliveira, J.A., Cunha, F.A., Ruotolo, L.A.M. 2019. Synthesis of zeolite from sugarcane bagasse fly ash and its application as a low-cost adsorbent to remove heavy metals. *Journal of Cleaner Production* 229, 956–63.
13. Palapa, N.R., Saria, Y., Taher, T., Mohadi, R., Lesbani, A. 2019. Synthesis and characterization of Zn/Al, Zn/Fe, and Zn/Cr layered double hydroxides: Effect of M³⁺ ions toward layer formation. *Science and Technology Indonesia* 4(2), 36–39.
14. Peligro, F.R., Pavlovic, I., Rojas, R., Barriga, C. 2016. Removal of heavy metals from simulated wastewater by in situ formation of layered double hydroxides. *Chemical Engineering Journal*. 306, 1035–1040
15. Rahman, M.T., Kameda, T., Kumagai, S., Yoshioka, T. 2018. A novel method to delaminate nitrate-intercalated Mg–Al layered double hydroxides in water and application in heavy metals removal from waste water. *Chemosphere* 203, 281–90.
16. Taher, T., Christina, M.M., Said, M., Hidayati, N., Ferlinahayati, F., Lesbani, A. 2019. Removal of iron(II) using intercalated Ca/Al layered double hydroxides with [–SiW₁₂O₄₀]^{4–}. *Bulletin of Chemical Reaction Engineering & Catalysis* 14(2), 260–67.
17. Taher, T., Mohadi, R., Rohendi, D., Lesbani, A. 2017. Kinetic and Thermodynamic adsorption studies of congo red on bentonite. *AIP Conference Proceedings*, 1823.
18. Tran, H.N., Lin, C.C., Woo, S. H., Chao, H.P. 2018. Efficient removal of Copper and Lead by Mg/Al layered double hydroxides intercalated with organic acid anions: Adsorption kinetics, isotherms, and thermodynamics. *Applied Clay Science* 154, 17–27.
19. Wang, F., Pan, Y., Cai, P., Guo, T., Xiao, H. 2017. Single and binary adsorption of heavy metal ions from aqueous solutions using sugarcane cellulose-based adsorbent. *Bioresource Technology* 241, 482–90.
20. Zhou, H., Jiang, Z., Wei, S. 2018. A New Hydroxide-Like Absorbent FeMnMg-LDH and its adsorption capacity for Pb₂₊ ions in water. *Applied Clay Science* 153, 29–37.
21. Zubieta, C., Sierra, M.B., Morini, M.A., Schulz, P. C., Albertengo, L., Rodríguez, M.S. 2008. The adsorption of dyes used in the textile industry on mesoporous materials. *Colloid and Polymer Science* 286(4), 377–84.

C.1.c.1.7-Effective Removal of Iron (II) from Aqueous Solution.pdf

ORIGINALITY REPORT

31%

SIMILARITY INDEX

PRIMARY SOURCES

- | | | |
|---|---|----------------|
| 1 | doaj.org
Internet | 234 words — 6% |
| 2 | www.jett.dormaj.com
Internet | 102 words — 2% |
| 3 | www.jeeng.net
Internet | 79 words — 2% |
| 4 | ejournal2.undip.ac.id
Internet | 55 words — 1% |
| 5 | Bakri Rio Rahayu, Tarmizi Taher, Poedji Loekitowati Hariani, Aldes Lesbani. "Congo red and direct yellow dye removal from aqueous solution by Zn/Cr layered double hydroxides", AIP Publishing, 2018
Crossref | 51 words — 1% |
| 6 | Rohini B. Shinde, Akash S. Patil, Shrikant V. Sadavar, Yogesh M. Chitare et al. "Polyoxotungstate intercalated self-assembled nanohybrids of Zn-Cr-LDH for room temperature Cl ₂ sensing", Sensors and Actuators B: Chemical, 2022
Crossref | 46 words — 1% |
| 7 | link.springer.com
Internet | 43 words — 1% |

-
- 8 Aldes Lesbani, Veronika Paruship, Muhammad Fadhil Rizki, Tarmizi Taher, Neza Rahayu Palapa, Risfidian Mohadi. "Preparation of M2+/M3+ layered double hydroxides (M2+=Zn, Ni, M3+=Fe): Effect of different M2+ to the layer formation", AIP Publishing, 2019
Crossref 34 words — 1%
-
- 9 journal.gnest.org
Internet 31 words — 1%
-
- 10 medjchem.com
Internet 31 words — 1%
-
- 11 zone.biblio.laurentian.ca
Internet 30 words — 1%
-
- 12 www.infona.pl
Internet 25 words — 1%
-
- 13 Cláudia Gomes Silva, Younès Bouizi, Vicente Fornés, Hermenegildo García. "Layered Double Hydroxides as Highly Efficient Photocatalysts for Visible Light Oxygen Generation from Water", Journal of the American Chemical Society, 2009
Crossref 19 words — < 1%
-
- 14 www.science.gov
Internet 19 words — < 1%
-
- 15 ijstr.org
Internet 17 words — < 1%
-
- 16 K. Mortazavi, H. Rajabi, A. Ansari, M. Ghaedi, K. Dashtian. "Preparation of silver nanoparticle loaded on activated carbon and its application for removal of malachite green from aqueous solution", Synthesis and

17 L Silaen, M F Azmi, N R Palapa, R Mohadi, Elfita, A Lesbani. " Synthesis of macroanion [α -SiW O] as pillaring agents to layered double hydroxide Zinc-M ", IOP Conference Series: Materials Science and Engineering, 2020 16 words — < 1%

Crossref

18 Arini Fousty Badri, Novie Juleanti, Neza Rahayu Palapa, Yuliza Hanifah, Risfidian Mohadi, Mardiyanto Mardiyanto, Aldes Lesbani. "Oxalate Intercalated Mg/Cr Layered Double Hydroxide as Adsorbent of Methyl Red and Methyl Orange From Aqueous Solution", Ecological Engineering & Environmental Technology, 2021 15 words — < 1%

Crossref

19 Neira-Carrillo, Andrónico, Diego F. Acevedo, Maria C. Miras, Cesar A. Barbero, Denis Gebauer, Helmut Cölfen, and José L. Arias. "Influence of Conducting Polymers Based on Carboxylated Polyaniline on *In Vitro* CaCO₃ Crystallization", Langmuir, 2008. 15 words — < 1%

Crossref

20 Harpreet Kaur, Satnam Singh, Bonamali Pal. "A brief review on modified layered double hydroxides for H₂ production through photoinduced H₂O splitting", Environmental Nanotechnology, Monitoring & Management, 2021 14 words — < 1%

Crossref

21 Mohammad Dinari, Ahmad Reza Rajabi. "Structural, thermal and mechanical properties of polymer nanocomposites based on organosoluble polyimide with naphthyl pendent group and layered double hydroxide", High Performance Polymers, 2016 14 words — < 1%

Crossref

22 Jianchao Sun, Yanbing Zhang, Juan Cheng, Hai Fan, Jianying Zhu, Xin Wang, Shiyun Ai. "Synthesis of Ag/AgCl/Zn-Cr LDHs composite with enhanced visible-light photocatalytic performance", Journal of Molecular Catalysis A: Chemical, 2014

13 words — < 1%

Crossref

23 www.pjoes.com

Internet

13 words — < 1%

24 Chauque, Eutlerio Felizardo Crisino. "Preparation of Electrospun Nanofibers Coated with Catalysts Immobilized Using Chelating Agents for the Remediation of Pollutants from Wastewater.", University of Johannesburg (South Africa), 2021

12 words — < 1%

ProQuest

25 hdl.handle.net

Internet

12 words — < 1%

26 ir.amu.ac.in

Internet

12 words — < 1%

27 www.mdpi.com

Internet

12 words — < 1%

28 Aldes Lesbani, Rachmad Dedek Tarmizi, Tarmizi Taher, Neza Rahayu Palapa, Risfidian Mohadi. "Preparation of Ni-Al LDH: Influence of intercalated polyoxometalate anion (α -SiW₁₂O₄₀)⁴⁻ on the interlayer gallery distance", AIP Publishing, 2019

11 words — < 1%

Crossref

29 Manlin Zhang, Qingfeng Yao, Chao Lu, Zenghe Li, Wenxing Wang. "Layered Double Hydroxide-Carbon Dot Composite: High-Performance Adsorbent for

11 words — < 1%

Removal of Anionic Organic Dye", ACS Applied Materials & Interfaces, 2014

Crossref

30 nanoscalereslett.springeropen.com 11 words — < 1%
Internet

31 static.sites.s bq.org.br 11 words — < 1%
Internet

32 Rafatullah, M.. "Adsorption of copper (II), chromium (III), nickel (II) and lead (II) ions from aqueous solutions by meranti sawdust", Journal of Hazardous Materials, 20091030 10 words — < 1%
Crossref

33 Zhu, Jianying, Hai Fan, Jianchao Sun, and Shiyun Ai. "Anion-exchange precipitation synthesis of α -Ag₂WO₄/Zn-Cr layered double hydroxides composite with enhanced visible-light-driven photocatalytic activity", Separation and Purification Technology, 2013. 10 words — < 1%
Crossref

34 bioresources.cnr.ncsu.edu 10 words — < 1%
Internet

35 Aldes Lesbani, Hensen Hensen, Tarmizi Taher, Nurlisa Hidayati, Risfidian Mohadi, Roy Andreas. "Intercalation of Zn/Al layered double hydroxides with Keggin ion as adsorbent of cadmium(II)", AIP Publishing, 2018 9 words — < 1%
Crossref

36 Bessy D'Cruz, Mohamed O. Amin, Entesar Al-Hetlani. "Polyoxometalate-Based Materials for the Removal of Contaminants from Wastewater: A Review", Industrial & Engineering Chemistry Research, 2021 9 words — < 1%
Crossref

37 Mehdi Irannajad, Hossein Kamran Haghighi. "Removal of Heavy Metals from Polluted Solutions by Zeolitic Adsorbents: a Review", Environmental Processes, 2020
9 words — < 1%
Crossref

38 Neza Rahayu Palapa, Risfidian Mohadi, Aldes Lesbani. "Adsorption of direct yellow dye from aqueous solution by Ni/Al and Zn/Al layered double hydroxides", AIP Publishing, 2018
9 words — < 1%
Crossref

39 Normah Normah, Neza Palapa, Tarmizi Taher, Risfidian Mohadi, Fitri Arsyad, Aldi Priambodo, Aldes Lesbani. "Competitive Removal of Cationic Dye Using NiAl-LDH Modified with Hydrochar", Ecological Engineering & Environmental Technology, 2021
9 words — < 1%
Crossref

40 iopscience.iop.org
Internet
9 words — < 1%

41 kth.diva-portal.org
Internet
9 words — < 1%

42 pubs.acs.org
Internet
9 words — < 1%

43 "Green Adsorbents for Pollutant Removal", Springer Science and Business Media LLC, 2018
8 words — < 1%
Crossref

44 Baggiani, C.. "Adsorption isotherms of a molecular imprinted polymer prepared in the presence of a polymerisable template", Analytica Chimica Acta, 20040216
8 words — < 1%
Crossref

45 Cláudia Gomes Silva, Younès Bouizi, Vicente Fornés, Hermenegildo García. "Layered Double Hydroxides as Highly Efficient Photocatalysts for Visible Light Oxygen Generation from Water", Journal of the American Chemical Society, 2009

8 words — < 1%

Crossref

46 Liu Chunying, Liu Yunqi, Li Wangliang, Cui Min, Liu Chenguang. "Hydrogenation of Naphthalene on HY/MCM-41 Composite Supported Sulfided Ni-Mo Catalysts", Petroleum Science and Technology, 2006

8 words — < 1%

Crossref

47 Motos, Pau Rodenas. "Bioelectrochemical Metal Recovery with Microbial Fuel Cells.", Wageningen University and Research, 2021

8 words — < 1%

ProQuest

48 Svitlana Kyrii, Tetiana Dontsova, Iryna Kosogina, Ihor Astrelin, Nataliya Klymenko, Daria Nechyporuk. "Local Wastewater Treatment by Effective Coagulants Based on Wastes", Journal of Ecological Engineering, 2020

8 words — < 1%

Crossref

49 Taka, Anny Leudjo. "Phosphorylated Carbon Nanotube-Cyclodextrin/Silver-Doped Titania Nanobiocomposites for Water Purification.", University of Johannesburg (South Africa), 2021

8 words — < 1%

ProQuest

50 Zhao, D.. "The adsorption of Pb(II) on Mg²⁺Al layered double hydroxide", Chemical Engineering Journal, 20110615

8 words — < 1%

Crossref

51 hal.mines-ales.fr

Internet

8 words — < 1%

52 iwaponline.com

Internet

8 words — < 1%

53 ojs.jmolekul.com

Internet

8 words — < 1%

54 sciencetechindonesia.com

Internet

8 words — < 1%

55 www.fao.org

Internet

8 words — < 1%

56 www.hindawi.com

Internet

8 words — < 1%

57 G.P. Syed Ibrahim, Arun M. Isloor, B. Lakshmi.
"Synthetic polymer-based membranes for dye and
pigment removal", Elsevier BV, 2020

Crossref

7 words — < 1%

58 Yue Qiu, Qian Zhang, Bin Gao, Meng Li, Zixi Fan,
Wenjiao Sang, Huiru Hao, Xiaonan Wei. "Removal
mechanisms of Cr(VI) and Cr(III) by biochar supported
nanosized zero-valent iron: Synergy of adsorption, reduction
and transformation", Environmental Pollution, 2020

Crossref

7 words — < 1%

59 Cleberson Cipriano De Paula. "Organic Bilayers
Intercalated in Zinc(II)-Chromium(III) Layered
Double Hydroxides", Molecular Crystals and Liquid Crystals,
2/1/2001

Crossref

6 words — < 1%

60 Khaldi, M.. "New Varieties of Zinc-Chromium-Sulfate Lamellar Double Hydroxides", Journal of Solid State Chemistry, 199704 6 words — < 1%
Crossref

61 Mandal, S.. "Adsorption of fluoride ions by Zn@?Al layered double hydroxides", Applied Clay Science, 200806 6 words — < 1%
Crossref

EXCLUDE QUOTES OFF
EXCLUDE BIBLIOGRAPHY ON

EXCLUDE MATCHES OFF