

C.1.c.1.9-Preparation and utilization of Keggin-type polyoxometalate.pdf

By Risfidian Mohadi



Short Communication

5

Preparation and utilization of Keggin-type polyoxometalate intercalated Ni–Fe layered double hydroxides for enhanced adsorptive removal of cationic dye



Aldes Lesbani^{1,2} · Tarmizi Taher⁴  · Neza Rahayu Palapa¹ · Risfidian Mohadi^{1,2} · Addy Rachmat¹ · Mardiyanto³

Received: 27 January 2020 / Accepted: 18 February 2020 / Published online: 22 February 2020

© Springer Nature Switzerland AG 2020

Abstract

The Ni–Fe layered double hydroxide (LDH) intercalated by Keggin-type polyoxometalate (POM) of $\text{SiW}_{12}\text{O}_{40}^{4-}$ was investigated for the first time. The synthesized Ni–Fe LDH and Ni–Fe POM were characterized by XRD, FT-IR, and N_2 adsorption–desorption isotherm to identify the intercalation process as well as their surface morphology. The obtained results indicated that after intercalated by POM, the interlayer distance of the LDH expanded due to the insertion of POM anion and removal of some native NO_3^- anion in the interlayer space. Moreover, the increment of the BET surface area of the material after intercalation indicated the opening of the interlayer space that beneficial for the adsorption process. The study on the malachite green adsorption onto the synthesized materials showed that POM intercalated LDH has better adsorption capacity than the original LDH, where the adsorption kinetic was better described by pseudo second order model than the pseudo first order model.


Keywords Ni–Fe LDH · Polyoxometalate · Intercalation · Adsorption · Malachite green

1 Introduction

Dye contaminated water resource due to textile industry activities has gained considerable attention in recent decades. It was estimated that around 100 tons of dyes were discharged into the water body annually due to the lack of dyeing process efficiency [1]. Since it has a detrimental effect to the living organism, numerous attempts have been developed to remove dyes from industrial wastewater [2]. Among the established methods, adsorption is still considered as the most feasible and affordable methods for treating the dye contaminated wastewater. Moreover, the availability of the various adsorbents, such as activated carbon, clays and clay minerals, zeolite, layered double hydroxides (LDHs), and even agricultural wastes,

has increased the appealing of this method for further development [3].

LDH, a synthetic clay with positively charged surfaces, is considered as one of the most potential adsorbents for dyes removal since it can be easily fabricated and exhibited high anion exchange characteristics [4]. However, its applicability may not live up to all kinds of dyes since it has deficient adsorption capacity to cationic dyes [5]. Therefore, LDH modification by means of composites or intercalation has been widely conducted in order to enhance their adsorption capability. Polyoxometalate (POM) has long been considered as the ideal pillaring agent since it has a robust structure and possesses a wide range of charge density; thus, it will impart a large gallery high [6].

 Tarmizi Taher, tarmizi@hirosaki-u.ac.jp | ¹Department of Chemistry, Faculty of Mathematics and Natural Sciences, Sriwijaya University, Palembang, Indonesia. ²Center of Inorganic Materials and Coordination Complexes, Faculty of Mathematics and Natural Sciences, Sriwijaya University, Palembang, Indonesia. ³Department of Pharmacy, Faculty of Mathematics and Natural Sciences, Sriwijaya University, Palembang, Indonesia. ⁴Institute of Regional Innovation, Hirosaki University, Matsubara 2-1-3, Aomori City, Aomori, Japan.



SN Applied Sciences (2020) 2:470 | <https://doi.org/10.1007/s42452-020-2300-8>

SN Applied Sciences
A SPRINGER NATURE journal

Although POM intercalated LDH has been widely investigated, the study on the use of Ni–Fe LDH as the starting material is still limited. Recently, Thenuwara et al. [7] used cobalt to enhance to inter gallery high of Ni–Fe LDH, and they found that the interlayer spacing increased from 7.98 to 8.29 Å. In this work, we have tried to utilize Keggin POM, namely $\alpha\text{-SiW}_{12}\text{O}_{40}^{4-}$ to intercalate Ni–Fe LDH that synthesized by facile co-precipitation method. The obtained products were further employed as an adsorbent for cationic dye (malachite green) removal from aqueous solution.

2 Experimental

14

2.1 Synthesis of Ni–Fe LDH

The original Ni–Fe LDH was synthesized by following the previously reported procedure by Choudary et al. [8] using a simple co-precipitation method. Briefly, 70 mL of the aqueous solution of $\text{Ni}(\text{NO}_3)_2 \cdot 6\text{H}_2\text{O}$ (0.10 mol) and $\text{Fe}(\text{NO}_3)_3 \cdot 9\text{H}_2\text{O}$ (0.05 mol) was added slowly into a beaker flask containing 100 mL of NaOH (0.3 mol) and Na_2CO_3 (0.094 mol) solution under vigorous stirring at room temperature. After finished, the obtained suspension was allowed to age at 65 °C for 18 h. Afterward, the obtained solid was cooled down in the room temperature, then rinsed with distilled water three times and dried at 80 °C overnight.

2.2 Preparation of Ni–Fe POM

Keggin-type polyoxometalate intercalated Ni–Fe LDH was prepared using the ion-exchange route by following the previously reported paper [9]. In brief, 0.1 g of Ni–Fe LDH powder was dispersed into 100 mL of $\text{K}_4\alpha\text{-SiW}_{12}\text{O}_{40} \cdot n\text{H}_2\text{O}$ solution (10 mmol/L). The mixture was then stirred vigorously at 60 °C under nitrogen atmospheric condition for 3 h. The obtained material was separated, rinsed, and dried at 80 °C overnight, and the final product was labeled as Ni–Fe POM.

2.3 Materials characterization

20

X-ray diffraction patterns were recorded using Rigaku Miniflex 600 X-ray diffractometer with Ni filtered CuK α irradiation. The samples were scanned from 2 θ angle range 5°–80°. FT-IR spectra were recorded using a Shimadzu Prestige-21 FTIR instrument with the KBr disc method. The surface morphology of the samples was studied by N_2 adsorption–desorption isotherm using ASAP 2020–Physisorption instrument from Micromeritics.

2.4 Adsorption studies

The adsorption study was conducted using malachite green (MG) as the model of dye-containing wastewater. The adsorption process was studied in a batch method with the constant adsorbent amount, while the other operational parameters were varied. The mixture of adsorbent and dye solution was mixed with a constant stirring speed of 400 rpm for a predetermined time, and the remaining dye concentration was analyzed by UV–vis spectrophotometry method. The parameter of adsorption kinetics was calculated according to its mathematical equation provided in the literature [10].

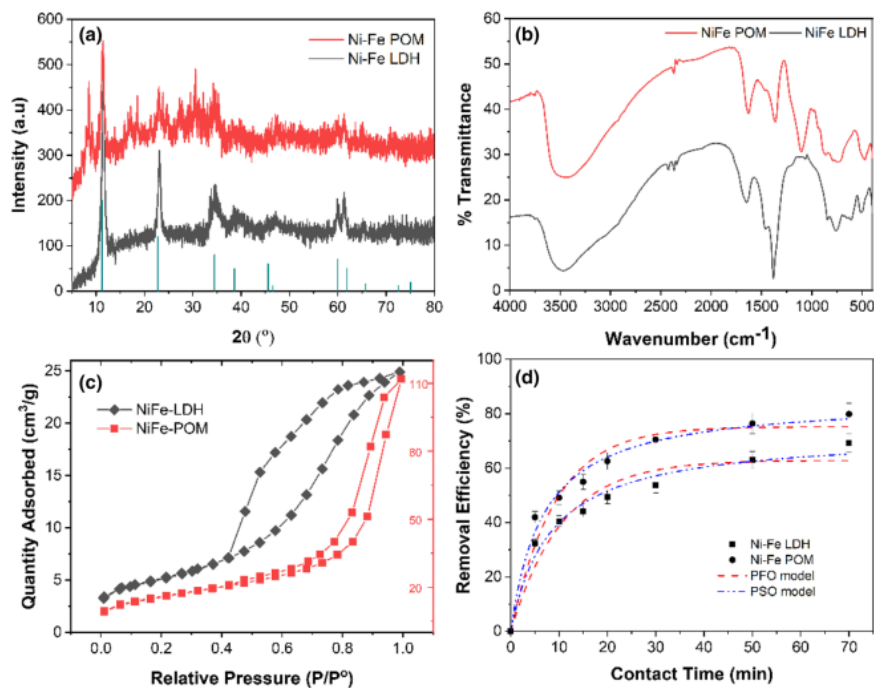
15

3 Results and discussion

The powder X-ray diffraction patterns of the starting material Ni–Fe LDH and the intercalated Ni–Fe POM are shown in Fig. 1a. The XRD pattern of Ni–Fe LDH showed three symmetrical peaks at the low 2 θ value and asymmetric peaks at a higher 2 θ value. The presence of these symmetric peaks as well as the doublet peak at 2 θ value of c.a. 60° is an indication that the tested material has a well-ordered layer structure [11]. Moreover, the recorded XRD pattern of the starting Ni–Fe LDH fit well with standard JCPDS no. 22-0700, which indicated that the material has a similar structure as hydroxalcite. The interlayer distance of Ni–Fe LDH can be determined from the peak with the lowest 2 θ value that corresponds to the (003) reflection [12]. After intercalated by POM anion, it can be observed that the (003) reflection peaks shifted to the lower 2 θ value. It can be calculated that after intercalated by POM, the interlayer distance of Ni–Fe POM increased from 7.71 to 10.38 Å. The interlayer distance enlargement evidenced that some of the native interlayer anions of Ni–Fe LDH were successfully replaced by POM anion, as also reported by Ma et al. [9].

Next, the FT-IR spectra of Ni–Fe LDH and Ni–Fe POM are displayed in Fig. 1b. The broad and strong band at 3465 cm^{-1} and 1650 cm^{-1} were assigned to the stretching and bending vibration of –OH group that belongs to the interlayer water molecule as well as hydroxyl surface group of LDH. Moreover, it can be noted that the FT-IR spectra of Ni–Fe LDH exhibited a strong band at 1379 cm^{-1} that assigned to the N–O stretching band of NO_3^- anion as the native anion in the interlayer space of LDH [13, 14]. Several peaks that emerged below 1000 cm^{-1} were related to the vibrational mode of M–O/O–M–O, where M refers to the metal cation of Ni^{2+} or Fe^{3+} [15]. After intercalated by $\text{SiW}_{12}\text{O}_{40}^{4-}$, it can be

Fig. 1 XRD pattern (a), FT-IR spectra (b), N_2 adsorption-desorption properties (c), and removal efficiency (d) of the prepared materials



observed that the band corresponding to the existence of NO_3^- anion was significantly reduced. This finding indicated that almost all NO_3^- anion in the interlayer space of LDH was successfully removed and changed by $SiW_{12}O_{40}^{4-}$. Furthermore, a new vibration band emerged at 1103 cm^{-1} that assigned to Si-O vibration indicated the existence of POM anion in the interlayer of LDH.

The textural properties of Ni-Fe POM and Ni-Fe LDH that assessed by N_2 adsorption-desorption isotherm can be seen in Fig. 1c. Both materials showed a similar isotherm type, i.e., type II, that confirmed the existence of mesopore [15]. The specific surface area of the materials was then determined by the BET method. After intercalated by $SiW_{12}O_{40}^{4-}$, the surface area of Ni-Fe LDH

increased from 18.25 to $56.62\text{ m}^2/g$. This finding probably caused by the interlayer opening due to the existence of POM anion. Moreover, for the adsorption purpose, the higher the surface area of the used adsorbent, the more adsorption site available that can increase dye uptake.

The effect of contact time on the adsorption of MG into both synthesized materials are displayed in Fig. 1d. By increasing the adsorption time, the dye removal efficiency gradually increased until it reached its equilibrium time at ca. 70 min with the equilibrium adsorption capacity (q_e) of 6.93 and 7.99 mg/g for Ni-Fe LDH and Ni-Fe POM, respectively. The obtained data were then simulated two kinetic models, namely pseudo first order (PFO) pseudo second order (PSO), where the obtained plot of

Fig. 2 Linear equation plot of PFO (a) and PSO (b) models

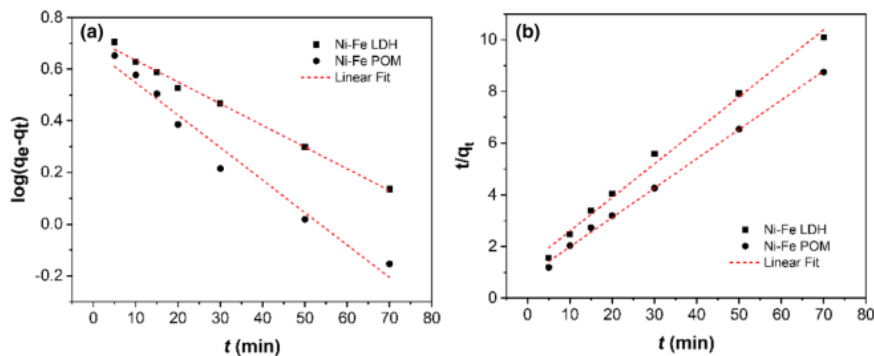


Table 1 PFO and PSO kinetic models' parameters for MG adsorption

Kinetics model	Parameters	Ni-Fe LDH	Ni-Fe POM
PFO	$q_{e,cal}$ (mg/g)	5.2345	4.7136
	k_1 (1/min)	0.0193	0.0289
PSO	$q_{e,cal}$ (mg/g)	0.9937	0.9730
	k_2 (g/mg min)	0.0129	0.0150
	R^2	0.9915	0.9978

their linear equation, as well as the results of the kinetic parameters, are arranged in Fig. 2 and Table 1, respectively. Based on the obtained correlation coefficient value (R^2), it can be concluded that the adsorption kinetic was better described by the PSO model rather than the PFO model since the PSO model produced higher R^2 value [16]. Moreover, the obtained equilibrium adsorption capacity (q_e) implied that after intercalation, Ni-Fe POM exhibited better adsorption capacity than the original Ni-Fe LDH.

4 Conclusion

Ni-Fe LDH was successfully intercalated by $\text{SiW}_{12}\text{O}_{40}^{4-}$ polyoxometalate by facile ion exchange method under the nitrogen atmospheric condition. The obtained materials (Ni-Fe POM) exhibited higher interlayer distance as well as a specific surface area than the original Ni-Fe LDH. Application of both materials for adsorptive removal of malachite green (MG) showed that the equilibrium adsorption capacity of Ni-Fe LDH and Ni-Fe POM was 6.93 and 7.99 mg/g, respectively. The adsorption kinetic study revealed that the MG uptake was better described by the pseudo second order model than the pseudo first order model.

Acknowledgements The authors are grateful to the Ministry of Research, Technology, and Higher Education of Republic Indonesia for financial support to this work through Hibah Penelitian Dasar 2019–2020 with contract number 0057.10/UN9/SB3.LP2M.PT/2019.

Compliance with ethical standards

Conflict of interest The authors declare that they have no conflict of interest.

References

- Yagub MT, Sen TK, Afroze S, Ang HM (2014) Dye and its removal from aqueous solution by adsorption: a review. *Adv Colloid Interface Sci* 209:172–184. <https://doi.org/10.1016/j.cis.2014.04.002>
- Costa JAS, Paranhos CM (2019) Evaluation of rice husk ash in adsorption of Remazol Red dye from aqueous media. *SN Appl Sci* 1(5):1–8. <https://doi.org/10.1007/s42452-019-0436-1>

- Demirbas A (2009) Agricultural based activated carbons for the removal of dyes from aqueous solutions: a review. *J Hazard Mater* 167(1):1–9. <https://doi.org/10.1016/j.jhazmat.2008.12.114>
- Daud M, Hai A, Banat F, Wazir MB, Habib M, Bharath G, Al-Harathi MA (2019) A review on the recent advances, challenges and future aspect of layered double hydroxides (LDH)–containing hybrids as promising adsorbents for dyes removal. *J Mol Liq* 288:110989. <https://doi.org/10.1016/j.molliq.2019.110989>
- Starukh H, Levytska S (2019) The simultaneous anionic and cationic dyes removal with Zn Al layered double hydroxides. *Appl Clay Sci* 180:105183. <https://doi.org/10.1016/j.clay.2019.105183>
- Kwon T, Tsigdinos GA, Pinnavaia TJ (1988) Pillaring of layered double hydroxides (LDHs) by polyoxometalate anions. *J Am Chem Soc* 110(11):3653–3654. <https://doi.org/10.1021/ja00219a048>
- Thenuwara AC, Attanayake NH, Yu J, Perdeu JP, Elzinga EJ, Yan Q, Strongin DR (2018) Cobalt intercalated layered NiFe double hydroxides for the oxygen evolution reaction. *J Phys Chem B* 122(2):847–854. <https://doi.org/10.1021/acs.jpcc.7b06935>
- Choudary BM, Kantam ML, Rahman A, Reddy CRV (2003) Selective reduction of aldehydes to alcohols by calcined Ni–Al hydrotalcite. *J Mol Catal A Chem* 206(1–2):145–151. [https://doi.org/10.1016/S1381-1169\(03\)00413-8](https://doi.org/10.1016/S1381-1169(03)00413-8)
- Ma J, Yang M, Chen Q, Zhang S, Cheng H, Wang S, Liu L, Zhang C, Tong Z, Chen Z (2017) Comparative study of Keggin-type polyoxometalate pillared layered double hydroxides via two synthetic routes: characterization and catalytic behavior in green epoxidation of cyclohexene. *Appl Clay Sci* 150:210–216. <https://doi.org/10.1016/j.clay.2017.09.030>
- Taher T, Rohendi D, Mohadi R, Lesbani A (2019) Congo red dye removal from aqueous solution by acid-activated bentonite from sarolangun: kinetic, equilibrium, and thermodynamic studies. *Arab J Basic Appl Sci* 26(1):125–136. <https://doi.org/10.1080/25765299.2019.1576274>
- Balcomb B, Singh M, Singh S (2015) Synthesis and characterization of layered double hydroxides and their potential as nonviral gene delivery vehicles. *ChemistryOpen* 4(2):137–145. <https://doi.org/10.1002/open.201402074>
- Xu M, Bi B, Xu B, Sun Z, Xu L (2018) Polyoxometalate-intercalated ZnAlFe-layered double hydroxides for adsorbing removal and photocatalytic degradation of cationic dye. *Appl Clay Sci* 157:86–91. <https://doi.org/10.1016/j.clay.2018.02.023>
- Li T, Wang Z, Chen W, Miras HN, Song Y-F (2017) Rational Design of a Polyoxometalate intercalated layered double hydroxide: highly efficient catalytic epoxidation of allylic alcohols under mild and solvent-free conditions. *Chem Eur J* 23(5):1069–1077. <https://doi.org/10.1002/chem.201604180>
- Jia Y, Fang Y, Zhang Y, Miras HN, Song Y-F (2015) Classical Keggin intercalated into layered double hydroxides: facile preparation and catalytic efficiency in Knoevenagel condensation reactions. *Chem Eur J* 21(42):14862–14870. <https://doi.org/10.1002/chem.201501953>
- Khataee A, Sadeghi Rad T, Nikzat S, Hassani A, Aslan MH, Kobya M, Demirbas E (2019) Fabrication of NiFe layered double hydroxide/reduced graphene oxide (NiFe-LDH/rGO) nanocomposite with enhanced sonophotocatalytic activity for the degradation of moxifloxacin. *Chem Eng J* 375:122102. <https://doi.org/10.1016/j.cej.2019.122102>
- Cao Y, Wang Y, Zhang X, Cai X, Li Z, Li G (2019) Facile synthesis of 3D Mg-Al layered double oxide microspheres with ultra high adsorption capacity towards methyl orange. *Mater Lett* 257:126695. <https://doi.org/10.1016/j.matlet.2019.126695>

Publisher's Note Springer Nature remains neutral with regard to jurisdictional claims in published maps and institutional affiliations.

C.1.c.1.9-Preparation and utilization of Keggin-type polyoxometalate.pdf

ORIGINALITY REPORT

20%

SIMILARITY INDEX

PRIMARY SOURCES

1	pmk.agri.ee Internet	37 words — 2%
2	cst.kipmi.or.id Internet	31 words — 2%
3	iwaponline.com Internet	30 words — 2%
4	Luhong Zhang, Dandan Guo, Xiaowei Tantai, Bin Jiang, Yongli Sun, Na Yang. "Synthesis of Three-Dimensional Hierarchical Flower-Like Mg–Al Layered Double Hydroxides with Excellent Adsorption Performance for Organic Anionic Dyes", Transactions of Tianjin University, 2020 Crossref	28 words — 1%
5	chemistry-europe.onlinelibrary.wiley.com Internet	20 words — 1%
6	f1000research.com Internet	20 words — 1%
7	cyberleninka.org Internet	18 words — 1%
8	Shuang Zhao, Qian Liang, Wen Gao, Man Zhou, Chao Yao, Song Xu, Zhongyu Li. " Growth of ZnIn S on	17 words — 1%

MOF-Derived Ni-Fe LDH to Construct Ternary-Shelled Nanotubes for Efficient Photocatalytic Hydrogen Evolution ",
Inorganic Chemistry, 2021

Crossref

9 [epdf.tips](https://www.epdf.tips/) 17 words — 1%
Internet

10 Lan Su, Hongfang Du, Chun Tang, Kaikai Nan, Jinggao Wu, Chang Ming Li. "Borate-ion intercalated Ni Fe layered double hydroxide to simultaneously boost mass transport and charge transfer for catalysis of water oxidation", Journal of Colloid and Interface Science, 2018
14 words — 1%
Crossref

11 www.i-scholar.in 14 words — 1%
Internet

12 www.journalssystem.com 13 words — 1%
Internet

13 Nan Li. "Projecting Population Change by Age and Birth Parity: the Third Generation of Population Projections", Canadian Studies in Population, 2020
12 words — 1%
Crossref

14 Yasin Shabangoli, Mohammad S. Rahmanifar, Maher F. El-Kady, Abolhassan Noori, Mir F. Mousavi, Richard B. Kaner. "An integrated electrochemical device based on earth-abundant metals for both energy storage and conversion", Energy Storage Materials, 2018
12 words — 1%
Crossref

15 vtechworks.lib.vt.edu 12 words — 1%
Internet

16 Minoo Karbasi, Fathallah Karimzadeh, Keyvan Raeissi, Stefanos Giannakis, Cesar Pulgarin. 11 words — 1%

"Improving visible light photocatalytic inactivation of E. coli by inducing highly efficient radical pathways through peroxymonosulfate activation using 3-D, surface-enhanced, reduced graphene oxide (rGO) aerogels", Chemical Engineering Journal, 2020

Crossref

17 Vanessa M. Esquerdo, Thais M. Quintana, Guilherme L. Dotto, Luiz Antonio A. Pinto. 11 words — 1%

"Kinetics and mass transfer aspects about the adsorption of tartrazine by a porous chitosan sponge", Reaction Kinetics, Mechanisms and Catalysis, 2015

Crossref

18 mostwiedzy.pl 11 words — 1%

Internet

19 nanobe.org 11 words — 1%

Internet

20 www.nature.com 11 words — 1%

Internet

21 Sa-Sa Wang, Guo-Yu Yang. 10 words — 1%

"Recent Advances in Polyoxometalate-Catalyzed Reactions", Chemical Reviews, 2015

Crossref

22 akademiai.com 10 words — 1%

Internet

23 ambi-agua.net 10 words — 1%

Internet

EXCLUDE QUOTES OFF

EXCLUDE MATCHES < 1%

EXCLUDE BIBLIOGRAPHY ON