

Application of M^{2+} (Magnesium, Zinc) Alumina- Metal Oxide Composites as Photocatalysts for the Degradation of Cationic Dyes

by Risfidian Mohadi

Submission date: 22-Dec-2022 08:53PM (UTC+0700)

Submission ID: 1985864208

File name: sites_as_Photocatalysts_for_the_Degradation_of_Cationic_Dyes.pdf (5.2M)

Word count: 4858

Character count: 24874

13
**Application of M^{2+} (Magnesium, Zinc)/Alumina-Metal Oxide
 Composites as Photocatalysts for the Degradation of Cationic Dyes**

Nova Yuliasari¹, Alfian Wijaya², Amri², Risfidian Mohadi^{2,3}, Elfitra¹, Aldes Lesbani^{2,4*}

5
¹ Department of Chemistry, Faculty of Mathematics and Natural Sciences, Universitas Sriwijaya, Jl. Palembang Prabumulih Km. 32 Ogan Ilir 30662, Indonesia

² Research Center of Inorganic Materials and Coordination Complexes, Faculty of Mathematics and Natural Sciences, Universitas Sriwijaya, Jl. Palembang Prabumulih Km. 32 Ogan Ilir 30662, Indonesia

³ Magister Programme Graduate School of Mathematics and Natural Sciences, Sriwijaya University, Jl. Padang Selasa No. 524 Ilir Barat 1, Palembang-South Sumatra, Indonesia

⁴ Doctoral Program, Faculty of Mathematics and Natural Sciences, Universitas Sriwijaya, Jl. Padang Selasa No. 524 Ilir Barat 1, Palembang 30139, Indonesia

22
 * Corresponding author's e-mail: aldeslesbani@pps.unsri.ac.id

1
ABSTRACT

The development of studies on layered double hydroxide (LDH) material as a photocatalyst for the degradation of dye pollutants continues to increase. LDH is an anionic clay, which is a natural or synthetic mixed metal hydroxide. Pristine LDH is written as M^{2+}/M^{3+} LDH, (M is metal ion). This study prepared pristine Mg/Al LDH and Zn/Al LDH composited with metal oxide TiO_2 and ZnO, respectively. Composite is denoted by M^{2+}/M^{3+} -metal oxide. The coprecipitation method used was accompanied by calcination of the composite at a temperature 300 °C that was not high. The prepared composites were morphologically characterized by SEM. The materials that had been used until the fifth cycle of regeneration were characterized by XRD and FTIR which still indicated the presence of LDH-metal oxide composite structure. The materials degraded cationic dyes namely rhodamine-B (RhB) and methylene blue (MB). RhB degraded better than MB by pristine LDH and composites. The percent degradation of RhB for pristine Mg/Al LDH, composites Mg/Al- TiO_2 and Mg/Al-ZnO were 53.1%, 59.8%, 62.8%, respectively. The percent RhB degradation for pristine Zn/Al LDH, composites Zn/Al- TiO_2 and Zn/Al-ZnO were 51.4%, 58.5%, 58.9%, respectively. The percentage of degradation indicates that the LDH-metal oxide composite has succeeded in increasing the photodegradation catalytic ability and the regeneration ability of LDH pristine.

Keywords: photodegradation, layered double hydroxide, TiO_2 , ZnO, dyes.

INTRODUCTION

Sustainability of water availability is urgently needed for domestic consumption, energy production, industry and agriculture so that the treatment of waste containing pollutants becomes an important environmental issue. Synthetic dyes often become pollutants because they have a complex aromatic molecular structure that is difficult to degrade. These characteristics can be harmful to human health and aquatic life (Djeda et al., 2020; An et al., 2015). About 10-15% of the dyes that have

been used in the dyeing process can be released into the wastewater stream (Singh et al., 2017).

The dye that is of concern to food safety regulators because it is a carcinogen and can cause sarcomas is cationic dye rhodamine-B (RhB). Products containing these dyes must provide a warning on the label, considering the illegal economic motive of counterfeiting (Zhou et al., 2019). Rhodamine-B staining is due to the conjugated structure of the C=O and C=N groups on the aromatic ring (Li et al., 2018). Another dye is methylene blue (MB), a cationic primary thiazine dye that

is very often used in the dye industry, including for dyeing cotton, silk, wool, printing, paper and paint. Thiazines are one of a group of organic compounds that contain a ring system consisting of sulfur atoms, and nitrogen atoms (Khan et al., 2022; Sintakindi & Ankamwar, 2020). Methylene blue in addition to being a carcinogen (Khaimar et al., 2020), can also cause digestive disorders, respiratory disorders, cyanosis, jaundice, necrosis, irritation, even mental disorders and blindness. Scopus data informs that articles on the photocatalysis degradation of methylene blue are increasing continuously (Khan et al., 2022). Figure 1 shows the structure of rhodamine-B and methylene blue.

A number of chemical and physical processes including precipitation, adsorption, ultrafiltration, air stripping, reverse osmosis and flocculation are being pursued to treat water from dyes. These methods also have limitations. Photocatalysis is being considered as an efficient process for the mineralization of toxic organic dyes (Muhammad & Garzali, 2019).

Recent research attention has become interested in applying layered double hydroxide (LDH) materials as photocatalysts for dye degradation. LDH is a clay material such as hydro-talcite, having the basic structure of the divalent 2+ and trivalent 3+ cation layers determined hexagonally on the hydroxide. The common formula for LDH is $[M^{2+}_{1-x}M^{3+}_x(OH)_2]^{+}(A^{n-})_{x/n} \cdot mH_2O$, M^{2+} is a divalent cation (Mg^{2+} , Cu^{2+} , Zn^{2+} , etc), M^{3+} is a trivalent cation (Fe^{3+} , Cr^{3+} , Al^{3+} , etc); A^{n-} an anion (NO_3^- , CO_3^{2-} , Cl^- , etc.). Pristine LDH is denoted by M^{2+}/M^{3+} LDH (M is metal ion). This positively charged layer causes anion intercalation through which anions can be exchanged. LDH has the advantages of high ion exchange capacity, adjustable composition, good stability,

uniform distribution of cations, easy to synthesis and environmentally friendly (Contreras-Ruiz et al., 2019; Song et al., 2019; Zhang et al., 2016).

From various studies, semiconductor-based materials such as metal oxides also have the potential to be impregnated into LDH-metal oxide composites. Composite is written as M^{2+}/M^{3+} -metal oxide. This is done in addition to increasing the structural strength, but also composites can be used as photocatalysts in degrading dyestuffs (Djeda et al., 2020). The use of LDH containing metal oxides titanium dioxide (TiO_2) and zinc oxide (ZnO) will inhibit electron recombination, besides that the LDH layer facilitates electron transfer (Jaerger et al., 2021; Bhuvanewari et al., 2019). LDH material is used as a TiO_2 support material because of its good dispersion, helps interact with pollutants and increases the sedimentation rate within minutes or at the end of the photocatalysis process (Jo et al., 2018; Aoudjit et al., 2018). ZnO is an excellent photocatalyst due to its efficient photosensitivity and good chemical stability (Elhalil et al., 2018; Wu et al., 2019). ZnO was composited with LDH as well in order to avoid aggregation (Ai et al., 2018).

Previous studies synthesized both pristine LDH and composite LDH by calcination technique at relatively high temperature. Ce doped Zn/Al LDH as catalyst for degradation rhodamine-B with 80-90% degradation required energy to calcination at 400-900 °C (Zhu et al., 2016). Zn/Al LDH as catalyst for degradation methylene blue 75% - 74% after required energy to calcination at 500-900 °C (Abderrazek et al., 2016). Zn/Al LDH as catalyst for degradation orange II required energy to calcination at 400-800 °C (Zhang et al., 2016). The relatively high temperature calcination technique in the preparation of LDH- TiO_2 or LDH- ZnO photocatalysts has also

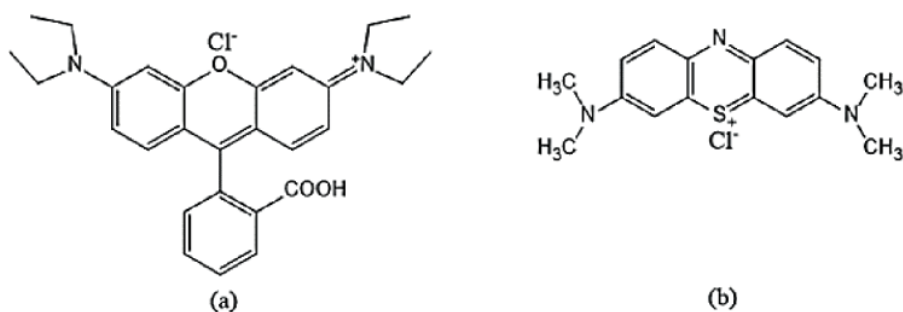


Figure 1. Structure of rhodamine-B (a) methylene blue (b)

27 been used for the degradation of organic pollutants. These studies using temperatures of 500 °C, 520 °C or 550 °C include research conducted by Contreras-Ruiz et al. (2016), Elhalil et al. (2018), Ni et al. (2018), Hadnadjev-Kostic et al. (2017), and Yan et al. (2016).

This research seeks to lower the calcination energy consumption of 300 °C, which is important for large-scale applications to be more energy efficient. M²⁺/Al LDH (M²⁺= Mg, Zn) materials were composited with metal oxides TiO₂ and ZnO, respectively, to form Mg/Al-TiO₂, Zn/Al-TiO₂, Mg₂₃-ZnO, and Zn/Al-ZnO. These materials were used as a photocatalyst for the degradation of rhodamine-B dyes and methylene blue.

EXPERIMENT

Chemicals and instrumentations

All chemicals such as magnesium nitrate, zinc nitrate, aluminum nitrate, titanium dioxide, zinc oxide, sodium hydroxide, sodium carbonate and hydrogen chloride were used without specific treatment. Water was supplied from Inorganic Materials and Complexes Research Group employing resin ion exchange reverse method. Characterization of materials were carried out 30 Rigaku XRD Miniflex-6000 diffractometer. Analysis of IR was conducted 16 Shimadzu FTIR Prestige-21. Degradation of rhodamine-B and methylene blue were analyzed by UV-Vis Biobase BK-UV 1800 PC spectrophotometer at 554 nm and 662 nm, respectively.

20 Synthesis of Mg/Al LDH and Zn/Al LDH

LDH was synthesized according to a slightly modified co-precipitation method reported by 8 ahmadan et al. (2021) and Lesbani et al. (2021). Mg/Al LDH was synthesized by 50 mL 0.75 M magnesium nitrate added with 50 mL 0.25 M aluminum nitrate in a stirrer for 2 hours. The pH of the mixture was adjusted to pH 10 by adding sodium hydroxide and sodium carbonate with a mole ratio of 2:1 in 120 mL of distilled water. This mixture was stirred again for 10 hours at 80 °C. The precipitate was washed and dried using an oven at a temperature of 110 °C then the LDH was weighed. The synthesis of Zn/Al LDH was carried out with the same procedure as above, but the salt used was zinc nitrate.

Synthesis of LDH-metal oxide composite

Magnesium nitrate solution with 50 mL concentration of 0.75 M was added with 50 mL 0.25 M aluminum nitrate and stirred for 2 hours. The pH of the mixture was adjusted to pH 10 by adding sodium hydroxide and sodium carbonate with a mole ratio of 2:1 in 120 mL of distilled water. This mixture was stirred again for 10 hours at 80 °C. Titanium dioxide is dispersed in a mixture with a weight ratio of 1:1 between the resulting LDH and titanium dioxide, then stirred for 3 hours. This ratio is in accordance with the research results of Djeda et al. (2020). The mixture was added with sodium hydroxide again with a concentration of 0.37 M with a stirrer for 10 hours at a temperature of 70 °C. The precipitate was washed for calcination at 300 °C in a furnace for 7 hours. The LDH-ZnO composite was prepared by the same procedure as above, but the oxide used was zinc oxide.

Photodegradation activity

The composites were applied as photocatalysts for degrading 5 mg/L rhodamine-B or methylene blue in a volume of 20 mL. Optimization of degradation includes variations in pH, catalyst loading, and degradation contact time. The degradation is carried out using UV light. The percentage of degradation is determined based on the following equation formula: Percentage of Degradation (%) = $(C_0 - C_t)/C_0 \times 100$, where C₀ is the initial dye concentration and C_t is the dye concentration after degradation (Hadnadjev-Kostic et al., 2017). Determination of the reusability of the catalyst up to 5 cycles regeneration of use and its desorption was carried out ultrasonically.

RESULTS AND DISCUSSION

Characterization of the prepared LDH-metal oxide

Characterization of LDH-metal oxide by SEM could inform the surface condition of the material. Figure 2 show the morphology of the composite at 1000 times magnification. Composites based on Mg/Al LDH appear to be smaller than composites based on Zn/Al LDH. The surface of the LDH-ZnO composites are more roughness than the LDH-TiO₂ composites.




Figure 2. SEM images of composites Mg/Al-TiO₂ (a) Mg/Al-ZnO (b) Zn/Al-TiO₂ (c) Zn/Al-ZnO (d)

Characterization of LDH-based materials that have degraded dyes

Pristine LDHs and LDH composite materials that had degraded RhB were characterized using XRD to show that their structures were not damaged by the degradation process. The LDH layer structure is indicated by an angle of 2θ at $11.47^\circ(003)$, there are also angles of $22.6^\circ(006)$ and $34.69^\circ(009)$ as well as anions between layers at an angle of 2θ at $61.62^\circ(110)$ Siregar (et al., 2022). Pristine LDH material that has degraded RhB still shows these LDH peaks. Mg/Al LDH peaks at angles 11.47° , 22.8° , 34.8° , 62.23° . The peaks of Zn/Al LDH were at angles 11.52° , 23.19° , 34.5° , 62.91° . The peaks of Mg/Al-TiO₂ at angles 11.57° , 22.9° , 62.84° . Mg/Al-ZnO peaks at angles 11.33° , 23.1° , 34.50° , 62.9° . Zn/Al-TiO₂ peaks at angles 11.66° , 34.58° , 62.85° . Zn/Al-ZnO peaks at angles 11.57° , 34.4° , 62.86° . The presence of TiO₂ in LDH was shown at 2θ angles $25^\circ(101)$, $54^\circ(105)$, $55^\circ(211)$, $68^\circ(116)$ (Contreras-Ruiz et al., 2019). These peaks are

still present in the TiO₂ composite, Mg/Al-TiO₂ at angles of 25.48° , 54.00° , 55.20° , 67.92° and Zn/Al-TiO₂ at angles of 25.43° , 54° , 55.18° , 68.05° . The presence of ZnO in LDH is indicated at angles of 2θ $31.8^\circ(110)$, $34.5^\circ(002)$, $36.3^\circ(101)$, $47.6^\circ(102)$, $68^\circ(112)$ (Elhalil et al., 2018). ZnO composites still showed these peaks, Mg/Al-ZnO at angles of 31.80° , 34.50° , 36.35° , 47.60° , 68.0° and Zn/Al-ZnO at angles of 31.79° , 34.45° , 36.25° , 47.5° , 67.94° . Figure 3 shows the diffraction pattern of catalysts which have degraded RhB.

Characterization by FTIR was also carried out on LDH-based materials that had degraded RhB and MB. The IR spectra showed a band between $3420\text{--}3500\text{ cm}^{-1}$ and about 1630 cm^{-1} showing the stretching vibration of the hydroxyl groups. The 1381 cm^{-1} band represents CO₃ vibrations (Hosseini & Akbari, 2016; Zhao et al., 2018). The M-O and O-M-O bands are in the band between $400\text{--}800\text{ cm}^{-1}$, (M = metal) (Aoudjit et al., 2018). Figure 4 shows that these bands are still present for the catalyst that has degraded RhB. The bands at 1700 cm^{-1} is COOH group vibrations (Singh et

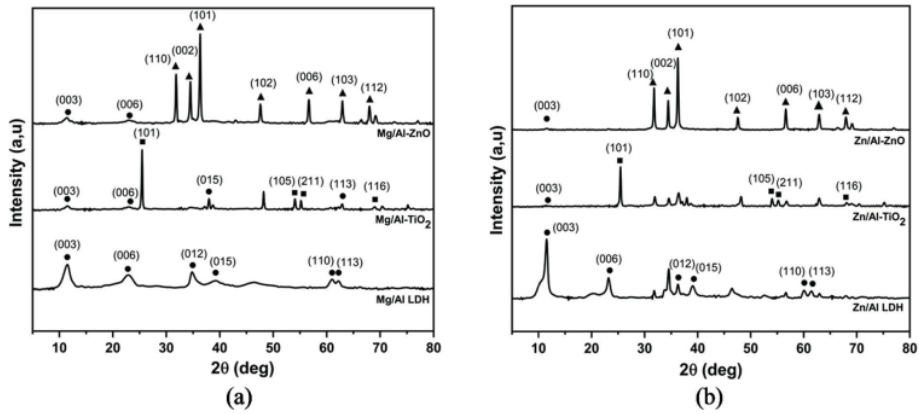


Figure 3. Diffractogram of catalysts which have degraded RhB: catalysts based on Mg/Al LDH (a), catalysts based on Zn/Al LDH (b)

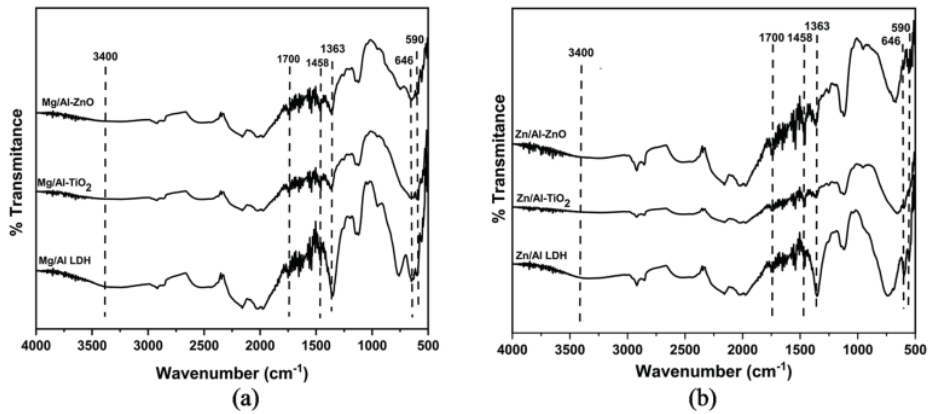


Figure 4. FTIR spectra of the catalysts after RhB degradation: catalysts based on Mg/Al LDH (a), catalysts based on Zn/Al LDH (b)

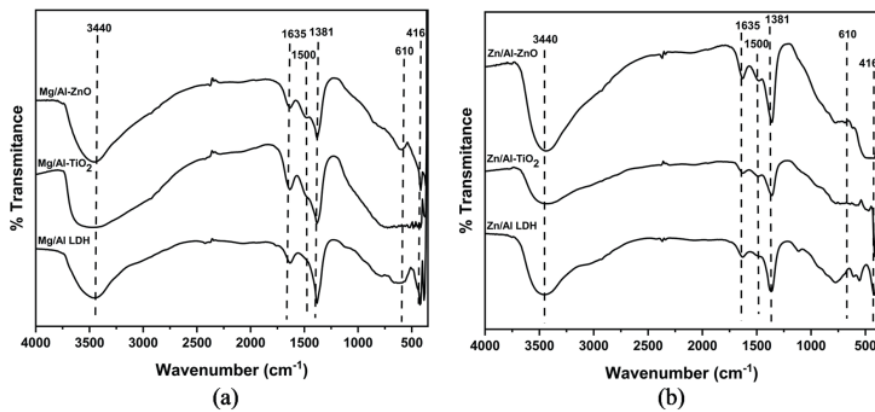


Figure 5. FTIR spectra of the catalysts after MB degradation: catalysts based on Mg/Al LDH (a), catalysts based on Zn/Al LDH (b)

al., 2017), 1458 cm^{-1} is aromatic ring vibrations (Nandiyanto et al., 2019), these bands in the interaction between the catalyst and RhB. Figure 5 shows the FTIR spectra of the catalyst that has degraded MB. Bands 1500 cm^{-1} is aromatic C=N vibrations, 610 cm^{-1} or between 570-705 cm^{-1} is C-S-C vibrations (Teng et al., 2020) indicating the interaction between the catalyst and MB.

Effect of optimization variables on Rhodamine-B degradation

The pH variation on degradation by LDH-metal oxide can affect the stability of the metal oxide structure in LDH. Media pH less than 7 also helps the formation of positively charged electron

holes. These electron holes are not only effective in forming OH \cdot radicals which are capable of degrading dyestuffs but also cause photodecomposition of metal oxides into ions. Low pH conditions are also at risk for the dissolution of metal oxides into their ions (Khaimar et al., 2020; Elhalil et al., 2018). This causes LDH to obtain a lower optimum pH, pH 7 for Mg/Al LDH and pH 3 for Zn/Al LDH, while LDH-metal oxide is optimum at pH 9. Figure 6 shows the effect of media pH on RhB degradation by catalysts based on LDH.

The effect of catalysts loading on the degradation process was carried out at the optimum pH of each material with treatment for 300 minutes. Figure 7 show the results of various catalysts loading on the RhB degradation process by Mg/

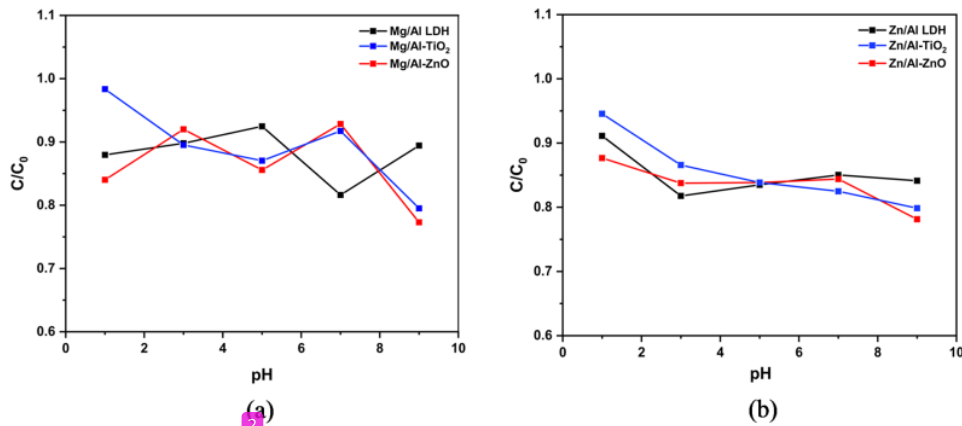


Figure 6. Effect of pH on RhB degradation by catalysts: based on Mg/Al LDH (a), based on Zn/Al LDH (b)

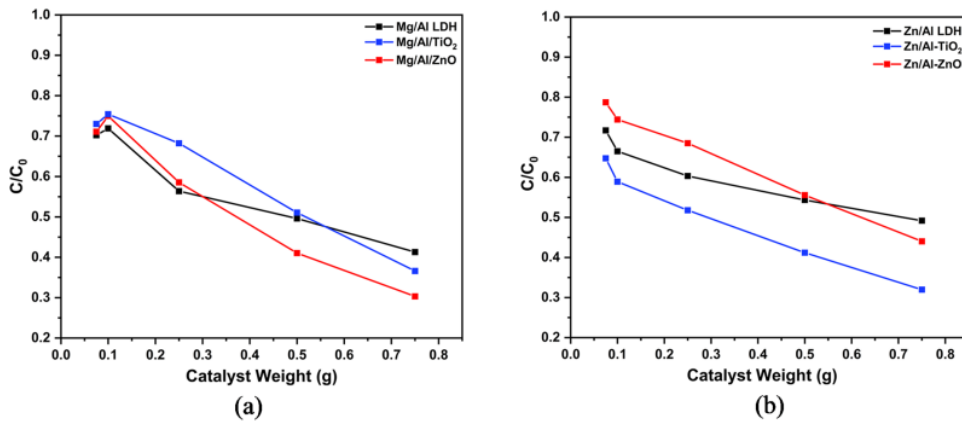


Figure 7. Effect of catalyst loading on RhB degradation by materials: based on Mg/Al LDH (a), based on Zn/Al LDH (b)

Al LDH and Zn/Al LDH-based materials, where it can be seen that LDH-TiO₂ and LDH-ZnO have a degradation percentage that was not much different. Figure 8 show the effect of variations in RhB degradation time by Mg/Al LDH and Zn/Al LDH based materials. The value of C/C₀ during 30 minutes of treatment had increased quite sharply then with increasing time the amount of RhB degraded increased. The percent RhB degradation for Mg/Al LDH, Mg/Al-TiO₂, Mg/Al-ZnO was 53.1%, 59.8%, 62.8%, respectively. The percent degradation for Zn/Al LDH, Zn/Al-TiO₂, Zn/Al-ZnO was 51.4%, 58.5%, 58.9%, respectively. It appears from the results of the percentage degradation that the composite catalyst LDH-TiO₂ and LDH-ZnO

has a better ability to degrade RhB than pristine LDH. The LDH-TiO₂ composites caused a degradation percentage that were not much different from that of the LDH-ZnO composites.

The efficiency of using a material for use in pollutant degradation depends also on its reusability. Figure 9 show the regeneration cycle for LDH-based catalysts which were used repeatedly in RhB degradation for up to 5 cycles. Each degradation was carried out for 120 minutes at optimum pH and catalysts loading. It appears in the regeneration results that the composite catalyst LDH-TiO₂ and LDH-ZnO has a much better ability to degrade RhB than pristine LDH, especially after 5 regeneration cycles.

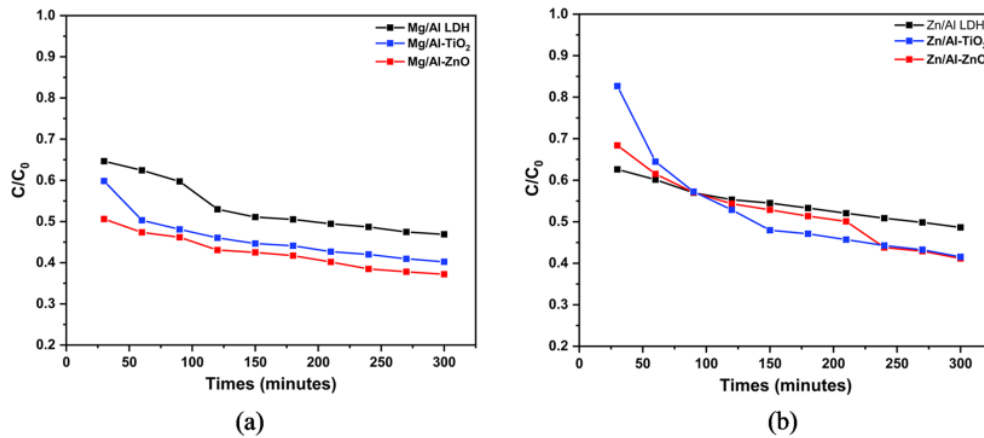


Figure 8. Effect of contact time on RhB degradation by catalysts: based on Mg/Al LDH (a), based on Zn/Al LDH (b)

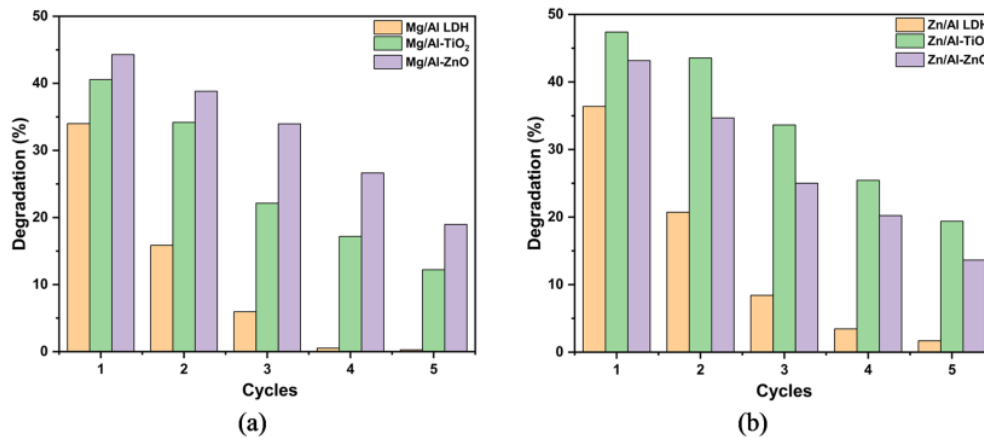


Figure 9. Regeneration cycle of RhB degradation by catalysts: based on Mg/Al LDH (a), based on Zn/Al LDH (b)

The effect of optimization variables on the degradation of methylene blue

The degradation of MB dye is also affected by pH. Figure 10 show the effect of pH and optimum pH for MB degradation catalyzed by LDH-based materials. MB degradation obtained an optimum pH of 9, except by Mg/Al LDH based composites. The Mg/Al-TiO₂ material produced the optimum at pH 7 and the optimum Mg/Al-ZnO at pH 5. Khairnar et al. (2020) claimed that the optimum pH for MB degradation catalyzed by SnO₂ was in the acidic region, because under alkaline conditions there was a risk of MB agglomeration. Khan et al. (2022) in their review informed

that MB photodegradation can be carried out at medium pH, but alkaline conditions can also be advantageous in terms of the formation of OH⁻ radicals which degrade MB.

The effect of catalyst loading on MB degradation by an LDH-based catalyst is shown in Figure 11. The small residual MB concentration after being catalyzed by pristine LDH indicates the amount of catalyst loading causes an intense interaction between MB as cationic dye and the negative charge of the catalyst in alkaline media, considering the optimum pH for degradation is pH 9. Catalyst loading at a certain amount can refract light, besides that it can cause the light needed for the degradation process to not penetrate well

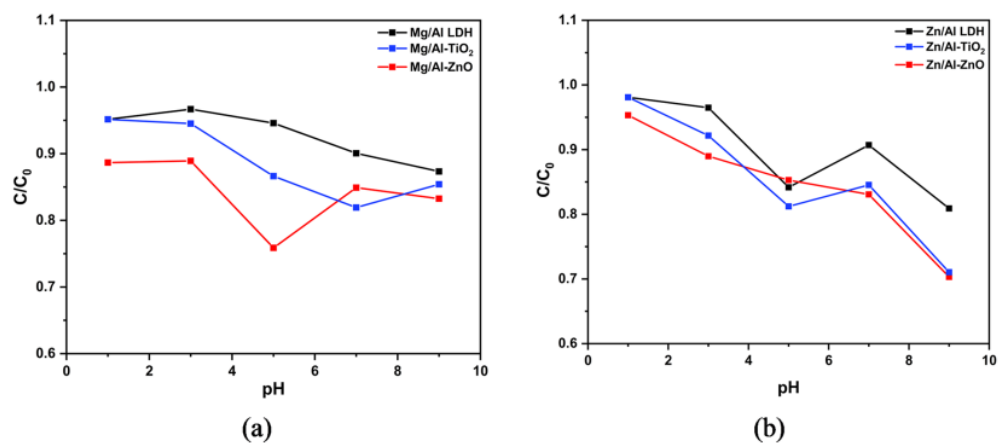


Figure 10. Effect of pH on MB degradation by catalysts: based on Mg/Al LDH (a), based on Zn/Al LDH (b)

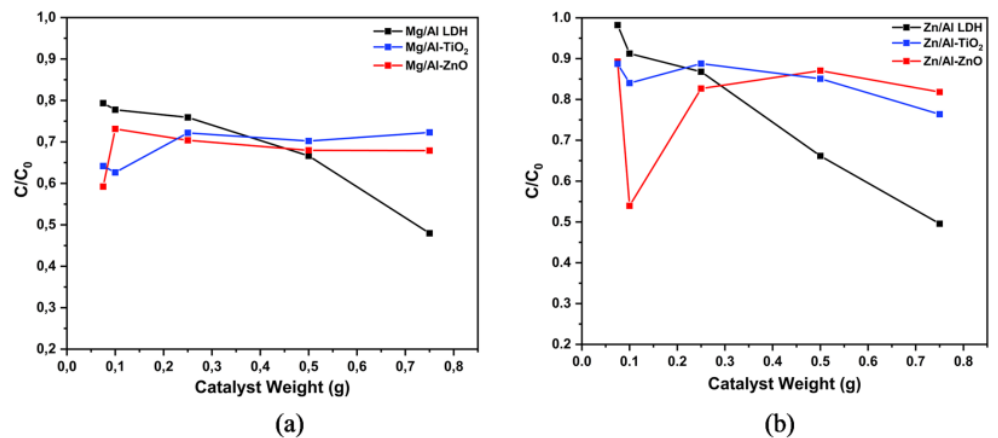


Figure 11. Effect of catalyst loading on MB degradation by catalysts: based on Mg/Al LDH (a), based on Zn/Al LDH (b)

into the media, thereby reducing the ability of the LDH-metal oxide (Elhalil et al., 2018). Figure 12 present the effect of contact time on the catalytic ability of LDH based materials when degrading MB. The percent MB degradation for Mg/Al LDH, Mg/Al-TiO₂, Mg/Al-ZnO was 8.7%, 15.5%, 24.9%, respectively. The percent degradation for Zn/Al LDH, Zn/Al-TiO₂, Zn/Al-ZnO were 16.1%, 22.1%, 30.6%, respectively. These results indicate that the modified Mg/Al LDH or Zn/Al LDH to form LDH-metal oxide composites can increase the catalytic ability to degrade MB.

The ability of a material to catalyze degradation may change after repeated use. Figure 13 show the regeneration cycle of an LDH based

material catalyzing MB degradation. Khairnar et al. (2020) stated that there is a risk of dissolution from ZnO to Zn²⁺ in degrading MB. The results showed that in the first cycle the degradation of LDH-ZnO was slightly better than LDH-TiO₂, but in the next cycle LDH-TiO₂ appeared to be superior to LDH-ZnO.

CONCLUSIONS

Modification of Mg/Al LDH and Zn/Al LDH materials which respectively form composites with metal oxides TiO₂ and ZnO resulted in an increased photodegradation capability of cationic

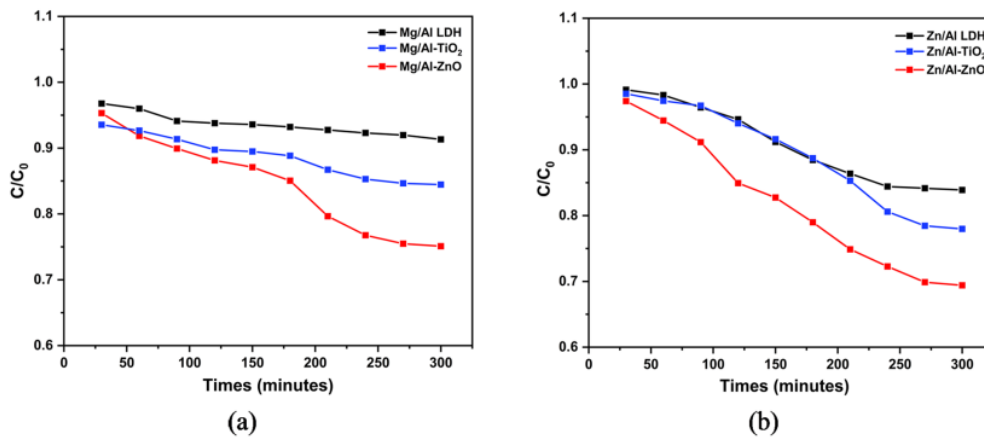


Figure 12. Effect of contact time on MB degradation by: Mg/Al LDH based catalysts (a), Zn/Al LDH based catalysts (b)

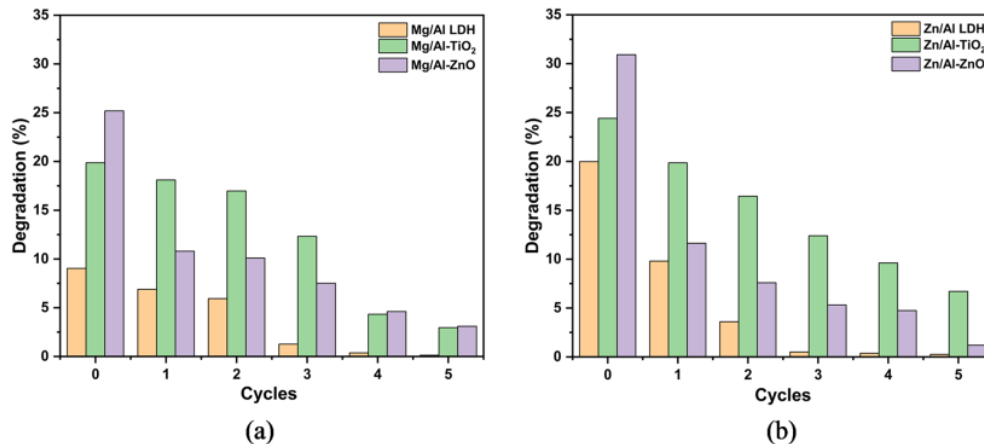


Figure 13. MB degradation regeneration cycle by: Mg/Al LDH based catalysts (a), Zn/Al LDH based catalysts (b)

16
dyes rhodamine-B and methylene blue. The preparation of Mg/Al- LDH and Zn/Al- TiO_2 composites as well as Mg/Al-ZnO and Zn/Al-ZnO composites also improved the regeneration performance of RhB and MB degradation compared to LDH in the basic structure of Mg/Al LDH and Zn/Al LDH. LDH-ZnO composites allow it to be used as an alternative to LDH- TiO_2 in degrading dyestuffs. The results of characterization using XRD or FTIR of materials that have degraded RhB and MB show that LDH pristine still have an LDH structure and composites also still have LDH-metal oxide structure.

Acknowledgements

11
The authors would like to thanks to Research Centre of Inorganic Materials and Complexes FMIPA Universitas Sriwijaya for instrumental and analysis support.

REFERENCES

1. Abderrazek, K., Najoua, F.S., Srasra, E. 2016. Synthesis and characterization of [Zn-Al] LDH: Study of the effect of calcination on the photocatalytic activity. *Applied Clay Science*, 119, 229–235.
2. Ai, Z., Liu, C., Zhang, Q., Qu, J., Li, Z., He, X. 2018. Adding ZnO and SiO_2 to scatter the agglomeration of mechanochemically prepared Zn-Al LDH precursor and promote its adsorption toward methyl orange. *Journal of Alloys and Compounds*, 763, 342–348.
3. An, X., Gao, C., Liao, J., Wu, X., Xie, X. 2015. Synthesis of mesoporous N-doped TiO_2 /ZnAl-layered double oxides nanocomposite for efficient photodegradation of methyl orange. *Materials Science in Semiconductor Processing*, 34, 162–169.
4. Aoudjit, F., Cherifi, O., Halliche, D. 2018. Simultaneously efficient adsorption and photocatalytic degradation of sodium dodecyl sulfate surfactant by one-pot synthesized TiO_2 /layered double hydroxide materials. *Separation Science and Technology (Philadelphia)*, 54(7), 1095–1105.
5. Bhuvanewari, K., Palanisamy, G., Pazhanivel, T., Maiyalagan, T., Bharathi, G. 2019. Photodegradation Activity of Nitrogen-rich Graphitic Carbon Nitride Intercalated ZnO/Mg-Al Layered Double Hydroxide Ternary Nanocomposites on Methylene Blue Dye. *Chemistry Select*, 4(11), 2982–2990.
6. Contreras-Ruiz, J.C., Martínez-Gallegos, M.S., Ordoñez-Regil, E. 2016. Surface fractal dimension of composites TiO_2 -hydrothermal. *Materials Characterization*, 121, 17–22.
7. Contreras-Ruiz, J.C., Martínez-Gallegos, S., García-Rivas, J.L., Illescas, J., González-Juárez, J.C., Miranda, G.M., Regil, E.O. 2019. Influence of the textural parameters of LDH- TiO_2 composites on phenol adsorption and photodegradation capacities. *International Journal of Photoenergy*, 1-11.
8. Djeda, R., Mailhot, G., Prevot, V. 2020. Porous layered double hydroxide/ TiO_2 photocatalysts for the photocatalytic degradation of orange II. *ChemEngineering*, 4(2), 1–15.
9. Elhalil, A., Abdennouri, M., Sadiq, M., Kadmi, Y., Favier, L., Barka, M. 2018. Synthesis of Ba doped ZnO- Al_2O_3 nanocomposite from layered double hydroxide structure and their photocatalytic activity for the degradation of caffeine. *Journal of Applied Surfaces and Interfaces*, 4(1-3), 9-16.
10. Hadnadjev-Kostic, M., Vulic, T., Marinkovic-Neducin, R., Lončarević, D., Dostanić, J., Markov, S., Jovanović, D. 2017. Photo-induced properties of photocatalysts: A study on the modified structural, optical and textural properties of TiO_2 -ZnAl layered double hydroxide based materials. *Journal of Cleaner Production*, 164, 1–18.
11. Hosseini, S.A., Akbari, M. 2016. ZnO/Mg-Al layered double hydroxides as a photocatalytic bleaching of methylene orange - A black box modeling by artificial neural network. *Bulletin of Chemical Reaction Engineering & Catalysis*, 11(3), 299–315.
12. Jaeger, S., Nogueira, D.A. de R., Oliveira, D.S. de, Machado, M.V., Marangoni, R. 2021. Low-Density Polyethylene Nanocomposite Containing Zn/Ti Layered Double Hydroxide. *Journal of Research Updates in Polymer Science*, 10, 34–41.
13. Jo, W.K., Kim, Y.G., Tonda, S. 2018. Hierarchical flower-like NiAl-layered double hydroxide microspheres encapsulated with black Cu-doped TiO_2 nanoparticles: Highly efficient visible-light-driven composite photocatalysts for environmental remediation. *Journal of Hazardous Materials*, 357, 19–29.
14. Khairnar, S.D., Shirsath, D.S., Patil, P.S., Shrivastava, V.S. 2020. Adsorptive and photocatalytic removal of carcinogenic methylene blue dye by SnO_2 nanorods: an equilibrium, kinetic and thermodynamics exploration. *SN Applied Sciences*, 2(5), 1–12.
15. Khan, I., Saeed, K., Zekker, I., Zhang, B., Hendi, A. H., Ahmad, A., Ahmad, S., Zada, N., Ahmad, H., Shah, L. A., Shah, T., Khan, I. 2022. Review on Methylene Blue: Its Properties, Uses, Toxicity and Photodegradation. *Water*, 14(2), 242(1-30).
16. Lesbani, A., Siregar, P.M.S.B.N., Palapa, N.R., Taher, T., Riyanti, F. 2021. Adsorptive removal methylene-blue using Zn/Al LDH modified rice husk biochar. *Polish Journal of Environmental Studies*, 30(4), 3117–3124.
17. Li, D., Fan, L., Qi, M., Shen, Y., Liu, D., Li, S.

2018. Enhanced visible-light-driven photocatalytic activity of ZnAl layered double hydroxide by incorporation of Co_2^+ . *Bulletin of Chemical Reaction Engineering & Catalysis*, 13(3), 502–511.
18. Muhammad, A.S., Garzali, F.A. 2019. Photodegradation of Rhodamine B using Cd-Al/C double layered hydroxide catalyst. *Bayero Journal of Pure and Applied Sciences*, 12(1), 24–30.
 19. Nandiyanto, A.B.D., Oktiani, R., Ragadhita, R. 2019. How to read and interpret ftir spectroscopy of organic material. *Indonesian Journal of Science and Technology*, 4(1), 97–118.
 20. Ni, J., Xue, J., Shen, J., He, G., Chen, H. 2018. Fabrication of ZnAl mixed metal-oxides/RGO nanohybrid composites with enhanced photocatalytic activity under visible light. *Applied Surface Science*, 441, 599–606.
 21. Rahmadan, J., Parhusip, V., Palapa, N.R., Taher, T., Mohadi, R., Lesbani, A. 2021. ZnAl-Humic Acid Composite as Adsorbent of Cadmium(II) From Aqueous Solution. *Science and Technology Indonesia*, 6(4), 247–255.
 22. Singh, R., Ahlawat, O.P., Rajor, A. 2017. Decolorization of Textile Dyes by Ligninolytic Fungi Isolated from Spent Mushroom Substrate. *Bulletin of Environment, Pharmacology and Life Sciences*, 6(April), 53–66.
 23. Sintakindi, A., Ankamwar, B. 2020. Uptake of Methylene Blue from Aqueous Solution by Naturally Grown *Daedalea africana* and *Phellinus adamantinus* Fungi. *ACS Omega*, 5(22), 12905–12914.
 24. Song, B., Zeng, Z., Zeng, G., Gong, J., Xiao, R., Ye, S., Chen, M., Lai, C., Xu, P., Tang, X. 2019. Powerful combination of $g\text{-C}_3\text{N}_4$ and LDHs for enhanced photocatalytic performance: A review of strategy, synthesis, and applications. *Advances in Colloid and Interface Science*, 272, 1–17.
 25. Teng, X., Li, J., Wang, Z., Wei, Z., Chen, C., Du, K., Zhao, C., Yang, G., Li, Y. 2020. Performance and mechanism of methylene blue degradation by an electrochemical process. *RSC Advances*, 10(41), 24712–24720.
 26. Wu, J., Gong, Y., Fu, Q., Pan, C. 2019. NiFe-LDH-ZnO-NF composite for photo-degradation of Rhodamine B dye. *MRS Advances*, 357(May), 1–8.
 27. Yan, R.Q., Liu, G.H., Wang, Q.F., Liu, W., Song, C.L. 2016. Fast Photodegradation of Malachite Green using Nano-ZnO on Ceramic MgAl Carbonate Layered Double Hydroxides Support. *Chinese Journal of Chemical Physics*, 29(2), 241–244.
 28. Zhang, L., Xiong, Z., Li, L., Burt, R., Zhao, X.S. 2016. Uptake and degradation of Orange II by zinc aluminum layered double oxides. *Journal of Colloid and Interface Science*, 469, 224–230.
 29. Zhao, G., Zou, J., Li, C., Yu, J., Jiang, X., Zheng, Y., Hu, W., Jiao, F. 2018. Enhanced photocatalytic degradation of rhodamine B, methylene blue and 4-nitrophenol under visible light irradiation using $\text{TiO}_2/\text{MgZnAl}$ layered double hydroxide. *Journal of Materials Science: Materials in Electronics*, 29(8), 7002–7014.
 30. Zhou, J., Huang, Y., Xu, J., Chen, L., Yin, Q., Mao, Y., Lin, K., Zhou, Y., Hua, X., Wang, S. 2019. Rhodamine B Purity Certified Reference Material. *IOP Conference Series: Earth and Environmental Science*, 300(2).
 31. Zhu, J., Zhu, Z., Zhang, H., Lu, H., Qiu, Y., Zhu, L., Küppers, S. 2016. Enhanced photocatalytic activity of Ce-doped Zn-Al multi-metal oxide composites derived from layered double hydroxide precursors. *Journal of Colloid and Interface Science*, 481, 144–157.

Application of M²⁺ (Magnesium, Zinc) Alumina-Metal Oxide Composites as Photocatalysts for the Degradation of Cationic Dyes

ORIGINALITY REPORT

31 %
SIMILARITY INDEX

20 %
INTERNET SOURCES

23 %
PUBLICATIONS

6 %
STUDENT PAPERS

PRIMARY SOURCES

1 doaj.org **8** %
Internet Source

2 Yulizah Hanifah, Risfidian Mohadi, Mardiyanto Mardiyanto, Aldes Lesbani. "Polyoxometalate Intercalated MgAl-Layered Double Hydroxide for Degradation of Malachite Green", Ecological Engineering & Environmental Technology, 2023 **7** %
Publication

3 Morad Taher, Touafik Mourabit, Hajar El Talibi, Issam Etebaai, Abdelhak Bourjila, Ali Errahmouni, Mastapha Lamgharbaj. "The Risk Mapping of Coastal Flooding Areas Due to Tsunami Wave Run-Up Using DAS Model and its Impact on Nekor Bay (Morocco)", Ecological Engineering & Environmental Technology, 2022 **2** %
Publication

4 www.sciencetechindonesia.com
Internet Source

1 %

5

[medjchem.com](https://www.medjchem.com)

Internet Source

1 %

6

Elassassi Zahra, Ougrad Ihsane, Faouzi Jihan, Abid Abdeslam, Saad Amal, Nhari Fouzia, Fadli Mohmed, Chaouch Abdelaziz. "Identification of Groundwater Quality by Statistical Methods and a Mathematical Method in the Khemisset-Tiflet Region", Ecological Engineering & Environmental Technology, 2022

Publication

1 %

7

Risfidian Mohadi, Patimah Mega Syah Bahar Nur Siregar, Neza Rahayu Palapa, Tarmizi Taher, Aldes Lesbani. "Layered Double Hydroxide/Chitosan Composite (Mg-Al/CT) as a Selective Adsorbent in Congo Red Adsorption from Aqueous Solution", Ecological Engineering & Environmental Technology, 2022

Publication

1 %

8

Submitted to Sriwijaya University

Student Paper

1 %

9

[cyberleninka.org](https://www.cyberleninka.org)

Internet Source

1 %

10 Karina A. B. Nogueira, Juan A. Cecilia, Santangela. O. Santos, José E. Aguiar et al. "Adsorption behavior of bovine serum albumin on Zn–Al and Mg–Al layered double hydroxides", Journal of Sol-Gel Science and Technology, 2016
Publication 1 %

11 www.ukm.my
Internet Source 1 %

12 Rehab Mahmoud, Nesreen Safwat, Mouhamed Fathy, Nada Mohamed et al. "Novel Anti-Inflammatory and Wound healing controlled released LDH-Curcumin nanocomposite via Intramuscular implantation, In-vivo Study", Arabian Journal of Chemistry, 2021
Publication 1 %

13 www.infona.pl
Internet Source <1 %

14 www.jeeng.net
Internet Source <1 %

15 Cheera Prasad, Hua Tang, Wei Liu. "Magnetic Fe₃O₄ based layered double hydroxides (LDHs) nanocomposites (Fe₃O₄/LDHs): recent review of progress in synthesis, properties and applications", Journal of Nanostructure in Chemistry, 2018 <1 %

16

Arini Fousty Badri, Novie Juleanti, Neza Rahayu Palapa, Yuliza Hanifah, Risfidian Mohadi, Mardiyanto Mardiyanto, Aldes Lesbani. "Oxalate Intercalated Mg/Cr Layered Double Hydroxide as Adsorbent of Methyl Red and Methyl Orange From Aqueous Solution", Ecological Engineering & Environmental Technology, 2021

Publication

<1 %

17

Submitted to National Institute of Technology, Sri Nagar Jammu & Kashmir

Student Paper

<1 %

18

dokumen.pub

Internet Source

<1 %

19

Sampieri, Álvaro, and Enrique Lima. "On the Acid–Base Properties of Microwave Irradiated Hydrotalcite-like Compounds Containing Zn^{2+} and Mn^{2+} ", Langmuir, 2009.

Publication

<1 %

20

Arini Fousty Badri, Novie Juleanti, Risfidian Mohadi, Mardiyanto Mardiyanto, Aldes Lesbani. "The Efficiency of Mg-Al/Biochar for Methyl Orange and Methyl Red Removal", Ecological Engineering & Environmental Technology, 2022

Publication

<1 %

21

Ben Lei, Wen Cui, Peng Chen, Ruimin Chen, Yanjuan Sun, Ki - Hyun Kim, Fan Dong. " A rational design of LDH/Zn SnO heterostructures for efficient mineralization of toluene through boosted interfacial charge separation ", ENERGY & ENVIRONMENTAL MATERIALS, 2021

Publication

<1 %

22

Mauizatul Hasanah, Novie Juleanti, Aldi Priambodo, Fitri Arsyad, Aldes Lesbani, Risfidian Mohadi. "Utilization of Rambutan Peel as s Potential Adsorbent for the Adsorption of Malachite Green, Procion Red, and Congo Red Dyes", Ecological Engineering & Environmental Technology, 2022

Publication

<1 %

23

Ravindra Kumar Gautam, Ankit Kumar Singh, Ida Tiwari. "Nanoscale layered double hydroxide modified hybrid nanomaterials for wastewater treatment: A review", Journal of Molecular Liquids, 2022

Publication

<1 %

24

S. SD. Elanchezhiyan, Sankaran Meenakshi. "Synthesis and characterization of chitosan/Mg-Al layered double hydroxide composite for the removal of oil particles from oil-in-water emulsion", International Journal of Biological Macromolecules, 2017

<1 %

25

bradscholars.brad.ac.uk

Internet Source

<1 %

26

"Green Photocatalytic Semiconductors",
Springer Science and Business Media LLC,
2022

Publication

<1 %

27

"Photocatalytic Functional Materials for
Environmental Remediation", Wiley, 2019

Publication

<1 %

28

Akbar Andican, Muhammad Faizal,
Muhammad Said, Nabila Aprianti. "Synthetic
Gas Production from Fine Coal Gasification
Using Low-Cost Catalyst", Journal of Ecological
Engineering, 2022

Publication

<1 %

29

Prakash Bobde, Ravi Kumar Patel, Deepak
Panchal, Abhishek Sharma, Amit Kumar
Sharma, Rita S. Dhodapkar, Sukdeb Pal.
"Utilization of layered double hydroxides
(LDHs) and their derivatives as photocatalysts
for degradation of organic pollutants",
Environmental Science and Pollution
Research, 2021

Publication

<1 %

30

www.ect-journal.kz

Internet Source

<1 %

31 www.hindawi.com Internet Source <1 %

32 www.science.gov Internet Source <1 %

33 www.tandfonline.com Internet Source <1 %

34 Ajaz Ahmad Wani, Amjad Mumtaz Khan, Yahiya Kadaf Manea, Mansour A.S. Salem. "Enhanced photocatalytic degradation of organic dyes from aqueous environment using neodymium-doped mesoporous layered double hydroxide", Journal of Rare Earths, 2021
Publication <1 %

35 Moumita Kotal, Anil K. Bhowmick. "Polymer nanocomposites from modified clays: Recent advances and challenges", Progress in Polymer Science, 2015
Publication <1 %

Exclude quotes Off

Exclude matches Off

Exclude bibliography On