

4. fermentation-08-00417.pdf

Article

Kinetic Model for Enzymatic Hydrolysis of Cellulose from Pre-Treated Rice Husks

Winta Efrinalia¹, Novia Novia^{1,2,*} and Elda Melwita¹

¹ Departement of Chemical Engineering, Faculty of Engineering, Universitas Sriwijaya, Inderalaya 30662, Sumatera Selatan, Indonesia

² Biofuel Research Group, Universitas Sriwijaya, Inderalaya 30662, Sumatera Selatan, Indonesia

* Correspondence: novia@ft.unsri.ac.id; Tel.: +62-813-6863-2611

Abstract: Rice husks contain cellulose as a raw material for manufacturing second-generation bioethanol. Cellulose from pre-treated rice husks was converted to reducing sugars through enzymatic hydrolysis using enzymes derived from *Aspergillus niger*. This study aims to determine the kinetics of enzymatic hydrolysis at enzyme concentrations of 10, 15, and 20% (v/w) and hydrolysis times of 5, 10, 15, 20, and 25 h. The results showed that cellulose was hydrolyzed to reducing sugars. The CMCase activity and FPase activity reached 548.940 and 314.892 U mL⁻¹, respectively, which is higher than most previous reports on this genus. From the calculation of the reaction rate using the Michaelis–Menten kinetic model, the value of the Michaelis constant ranges from 0.001 to 0.0007, and the maximum rate is 1.9×10^{-7} to 2.7×10^{-7} Mol L⁻¹ s⁻¹. The highest reducing sugar concentration was obtained (1.80 g L⁻¹) at an enzyme concentration of 20% (v/w) and a hydrolysis time of 25 h.

Keywords: enzymatic hydrolysis; kinetic model; Michaelis–Menten; pre-treated rice husks; reducing sugar



Citation: Efrinalia, W.; Novia, N.; Melwita, E. Kinetic Model for Enzymatic Hydrolysis of Cellulose from Pre-Treated Rice Husks. *Fermentation* **2022**, *8*, 417. <https://doi.org/10.3390/fermentation8090417>

Academic Editor: Sara C. Silvério

Received: 19 July 2022

Accepted: 19 August 2022

Published: 23 August 2022

83

Disclaimer: MDPI stays neutral with regard to jurisdictional claims in published maps and institutional affiliations.



Copyright: © 2022 by the authors. Licensee MDPI, Basel, Switzerland. This article is an open access article distributed under the terms and conditions of the Creative Commons Attribution (CC BY) license (<https://creativecommons.org/licenses/by/4.0/>).

1. Introduction

Indonesia produces large amounts of rice husks, particularly in South Sumatra, which produces 2.743 million tons of rice and about 549 tons of waste rice husks [1]. Rice husks are a by-product of the rice industry [2]. Agricultural residues such as corn stover, rice straw, and rice husks contain 30–40% cellulose, 20–30% hemicellulose, and 10–20% lignin, depending on the plant species and type, climate, soil conditions, and fertilization procedures [3–5].

Different polysaccharides consist of cellulose and hemicellulose, which can be decomposed into glucose and other reducing sugars with the help of enzymes [6]. Cellulose is the most abundant organic compound on earth and accounts for about 30–60% of the total dry mass of lignocellulose [4,7,8]. Therefore, the concentration of this glucose monomer has great potential for bioethanol production. On the other hand, hemicellulose has a slightly amorphous structure with a low molecular weight [9] and serves as a supporting material in the cell wall and an adhesive between individual cells on the plant's stem.

Meanwhile, lignin consists of tissues that strengthen the bonds between hemicellulose fibers and cellulose, which are difficult to separate. Lignin can inhibit enzymatic hydrolysis and must be eliminated before cellulose hydrolysis [10]. Lignin removal can be achieved physically, chemically, or biologically through pre-treatment [5]. Previously, Novia et al. reported that ammonia pre-treatment eliminated lignin [11]. They observed the optimal glucose result with treatment at 100 °C under 20% NH₃ for 5 h. Ammonia compounds have high selectivity for lignin and retain carbohydrates in their original form [12]. H₂O₂ solutions can damage lignin in biomass [13] and improve the enzymatic digestion of primary and secondary residues of agricultural products [14]. In a previous study, Novia et al. investigated the kinetics of lignin removal from rice husks pre-treated with

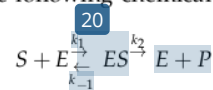
17

aqueous ammonia hydrogen peroxide [15]. However, they did not calculate the kinetics of the enzymatic hydrolysis of cellulose obtained from pre-treated rice husks.

Aspergillus niger produces the cellulase enzyme, which reduces the glycosidic bonds of cellulose at the reducing or non-reducing end [16]. β -glucosidase hydrolyzes cellulose materials and produces glucose in the liquid phase, which is used as a substrate for industrial fermentation [17]. In addition, β -1,4-glucosidase is induced in large quantities from this fungus by inoculation at a solution at optimum temperature conditions of 27–35 °C [18]. Cutting bond chains using cellulase enzymes involves endoglucanase, exoglucanase, and β -glucosidase [19]. To reduce the cost of enzyme production, the pre-treatment of ligno-cellulose should allow for more efficient and cost-effective hydrolysis [20–22]. Efficient and comprehensive use of enzymes is also crucial. Enzymatic kinetics must accurately measure the conversion of raw materials and the hydrolytic rate and determine the reason for the slowdown in the rate during hydrolysis [21]. To improve the conversion efficiency and lower the costs, it is necessary to obtain experimental data as a basis for perfect enzymatic hydrolysis.

The kinetic models predict substrate degradation, biomass growth, and product formation [23]. The objective of kinetic models is to simulate biomass growth, substrate utilization, and product formation processes while considering their time dependence. Therefore, a system of ordinary differential equations derived from a mass balance equation represents the processes. Under suitable initial conditions and given kinetic and stoichiometric parameters, these equations can be solved by numerical integrations. Michaelis–Menten kinetics is a widely recognized rate representation obtained from elementary reactions. It describes enzyme kinetics when the substrate concentration is considerably more significant than the enzyme concentration. Recently, Bisswanger provided a comprehensive analysis of the Michaelis–Menten prediction and its correlation with the fundamental dynamic model of elementary reactions [24]. Simplicity kinetics is an extension of Michaelis–Menten models [25], which relates to arbitrary reaction stoichiometries. It is derived from a non-structured enzyme mechanism assuming rapid equilibrium among the enzyme, its substrates, and its products [26]. The simplicity of its kinetics differs from previous rate laws since it is saturable and can accommodate concentrations close to zero, a condition that creates problems for kinetics comprising logarithmic functions [27].

According to the classical Michaelis–Menten theory of enzymatic catalysis, the substrate (cellulose) generates the end-product (reducing sugars) by forming an enzyme–substrate complex. The formation rate constant k_1 , breakdown rate constant k_{-1} , and formation rate constant k_2 of end-product P characterize the formation reaction of the enzyme–substrate complex. The following chemical reaction equation describes such a mechanism:



The Michaelis–Menten model approach calculates the kinetics of the enzymatic hydrolysis rate using the following equations [24]:

$$\frac{d[S]}{dt} = -k_1[S][E] + k_{-1}[ES] \quad (1)$$

$$\frac{d[E]}{dt} = -k_1[S][E] + k_{-1}[ES] + k_2[ES] \quad (2)$$

$$\frac{d[ES]}{dt} = k_1[S][E] - (k_{-1} + k_2)[ES] \quad (3)$$

$$\frac{d[P]}{dt} = k_2[ES] = v \quad (4)$$

where v is the formation rate of straight-sided products with the number of enzyme-substrate complex being ES . The ES depends on the concentration of reactants.

$$\frac{d[ES]}{dt} = \frac{d[E]}{dt} = 0 \tag{5}$$

$$k_1[S][E] = (k_{-1} + k_2)[ES] \tag{6}$$

while $[E]_0 = [E] + [ES]$,

$$v = \frac{d[P]}{dt} = k_2[ES] = \frac{k_2[S][E]_0}{[S] + \frac{k_{-1} + k_2}{k_1}} \tag{7}$$

In this equation, v is the reaction rate and V_M is the maximum rate. The Michaelis-Menten relationship and the double inverse coordinates method are used to calculate the initial rate of reducing sugar formation:

$$K_M = \frac{k_{-1} + k_2}{k_1} \tag{8}$$

$$V_M = k_2[E]_0 \tag{9}$$

$$v = -\frac{d[S]}{dt} = \frac{V_M[S]}{K_M + [S]} \tag{10}$$

The integration of Equations (8)–(10) results in:

$$K_M \ln \frac{[S]_0}{[S]} + [S]_0 - [S] = V_M \cdot t \tag{11}$$

$$\frac{[S]_0 - [S]}{\ln \frac{[S]_0}{[S]}} = -K_M + k_2 \cdot E_0 \frac{t}{\ln \frac{[S]_0}{[S]}} \tag{12}$$

where

$$[P] = [S]_0 - [S] \tag{13}$$

$[P]$ is equal to the concentration of the product at time t , and $[P]_\infty$ is the concentration of the final product of the reaction at $t = \infty$. At the end of the reaction, $[S]_0$ is assumed to equal $[P]_\infty$.

$$\ln \frac{[P]}{[P]_\infty - [P]} = -K_M + k_2 \cdot E_0 \frac{t}{\ln \frac{[P]_\infty}{[P]_\infty - [P]}} \tag{14}$$

The Michaelis–Menten kinetic model uses hydrolysis and incorporates the reaction conditions and the product inhibition effect. Experimental data under established conditions have validated the Michaelis–Menten model. A semi-mechanistic approach used this model with pseudo-homogeneous parameters. Although the reaction occurs in heterogeneous systems, the substrate is a soluble reactant. Many publications [25,26] have proven this classical model’s validity for determining the initial reaction speed and how the reaction rate increases. Miao et al. [25] used Avicel hydrolysis data from *T. reesei* Cel7A on 24 other substrate–enzyme ratios to validate eight Michaelis–Menten models. Models involving competitive inhibition by cellobiose were the most suitable for their data. Their results also showed that the rate of decrease was significant compared to substrate depletion and competitive inhibition. These include nonproductive cellulase binding, parabolic inhibition, and enzyme deactivation.

Several researchers have studied the enzymatic hydrolysis kinetics of biomass, in particular with coffee silver [27], bagasse [28,29], sugarcane straw [30], shredded seed shells of *Colocynthis Vulgaris* [31], mixed shells [32], wheat straw [33], wild ryegrass creeping [34],

Miscanthus and wheat clots [35], and corn stover [36]. Another study investigated the enzymatic hydrolysis kinetics of NaOH pre-treated rice [37]. However, there are no documented studies on the Michaelis–Menten model to investigate the enzymatic hydrolysis of pre-treated rice husks with H_2O_2 - NH_4OH . Therefore, this study aims to determine the enzymatic hydrolysis kinetics of cellulose from rice husks using a semi-mechanistic model. We used the integrated Michaelis–Menten equation to examine the kinetics of the enzymatic hydrolysis of cellulose from rice husks. The statistical, theoretical, and experimental data manipulation confirmed the mathematical model's adequacy.

2. Materials and Methods

Rice husk samples were collected from Sakatiga Indralaya, Ogan Ilir, South Sumatra, then dried in the sun for 1 day and reduced to 40 mesh. The chemicals used for pre-treatment and hydrolysis were from Merck (Indonesia). *Aspergillus niger* was obtained in the Microbial March Gallery, Indonesia. The culture was routinely maintained for 4–6 days at 30 °C on a potato dextrose agar plate. The harvested spores were suspended in distilled water to achieve a final concentration of 1×10^6 spores mL^{-1} .

2.1. H_2O_2 -Aqueous Ammonia Pretreatment (Previous Author Modification)

In total, 200 g of rice hull was put into a glass beaker (covered with aluminum foil), and then a 3% solution of H_2O_2 (1:10) was added and heated to a temperature of 85 °C for 6 h at a rate of 150 RPM. The slurry, which had a pH of 11.5, was separated using a vacuum filter and washed with distilled water. Next, the sample was treated with aqueous ammonia with a concentration of 20% for 5 h at 100 °C. The solution was washed with distilled water and filtered through a vacuum filter. Each experiment was repeated three times under the same conditions [15].

2.2. Cellulase Enzyme Preparation from *Aspergillus niger* (Modification of Previous Studies)

A 100 mL liquid medium consisting of 12.5% sucrose, 0.25% $(NH_4)_2SO_4$, and 0.2% KH_2PO_4 was arranged by adjusting the liquid pH to 3. An autoclave was used to sterilize both liquids and instruments. *Aspergillus niger* spores were collected on PDA media with the help of a cork borer and were then transferred to a liquid medium and incubated at 30 °C for 24 h. The 30 mL of deionized water with a pH of 5 was added to 20 g of pre-treated rice hull, 0.03 g of urea, 0.005 g of $MgSO_4 \cdot 7H_2O$, and 0.0023 g of KH_2PO_4 . The medium was inoculated with 10 mL of the prepared inoculum. The flask was incubated at 30 °C for 96 h. The fermented product was extracted with 100 mL of deionized water and shaken at 150 RPM for 1 h. The sample was centrifuged at 4000 RPM for 30 min at 4 °C. The crude enzyme solution was used for hydrolysis and evaluated for endo glucanase and exoglucanase activity [11].

2.3. Enzymatic Hydrolysis

The enzymatic hydrolysis of pre-treated rice husk was performed as previously described with modifications [15]. A total of 20 g of pre-treated rice husks was introduced into a 250 mL Erlenmeyer flask, and a crude cellulase enzyme from *Aspergillus niger* was added at a ratio of 1:10 at pH 5. The mixture consisted of crude enzymes at concentrations of 10%, 15%, and 20% (total enzyme fraction in mL per gram biomass). The Erlenmeyer flasks were equipped with a lid laid out on a hot plate stirrer at 50 °C at a speed of 200 RPM. The hydrolysis time was 5, 10, 15, 20, or 25 h. The sample was cooled and filtered. Each experiment was repeated three times under the same conditions. The enzymatic kinetics were studied using Equation (14).

2.4. Analytical Methods

The composition of the rice hull (cellulose, hemicellulose, lignin) before and after treatment was analyzed using the Chesson method [38]. The element composition of un-

49 treated and pre-treated samples was examined using a JEOL scanning electron microscope (SEM-EDS) of the JED-2200 SERIES model.

Each cellulase enzyme has a different activity ability; therefore, cellulase activity (U mL^{-1}) means the amount of enzyme required to break down one μmol of cellulose into a reduction in sugars per minute under test conditions [6,39,40]. The activity of the cellulase enzyme was determined quantitatively using a UV-vis spectrophotometer. Enzyme activity has optimal conditions ranging from pH 4.5 to 6.5 [41]. The glucose group reacts with DNS, dinitro salicylic acid, as an oxidizing agent to form 3-amino-5-nitro salicylic acids, resulting in a red color [36]. The activity of this enzyme was measured by colorimetric readings using a spectrophotometer. A UV-vis spectrophotometer with the Bradford method tested levels of cellulase-soluble proteins [10]. The total protein concentration in solution with Coomassie brilliant blue dye was used for colorimetric measurements at 595 nm.

2.4.1. Evaluation of Endoglucanase Activity

About 0.1 mL cellulase enzyme filtrate and 0.1 mL of 1% CMC solution were combined to form a citrate buffer (pH 4.8) and incubated at 50 °C for 30 min. To complete the reaction, 3 mL DNS reagent was added, followed by 10 min warming in boiling water ($T = 100\text{ }^{\circ}\text{C}$). After cooling to ambient temperature, the absorbance at 540 nm was recorded. Absorbance values were plotted on a glucose standard curve. Citrate buffer and DNS reactions were employed to generate blanks and evaluate the absorbance zero value, the absorbance zero point was determined using the citrate buffer and DNS reaction. The unit of CMCase enzyme activity equates to one mole of glucose created per minute based on the glucose released by the cellulase enzyme. The production of 1 mg of glucose per mL after 30 min of incubation was: $1/(30 \times 0.180) = 0.185$ units, where 0.180 represents glucose (μmol). One CMCase unit (IU mL^{-1}) is equivalent to one mg of glucose multiplied by 0.185 per mL. The experiment was conducted three times for each condition [42].

2.4.2. Evaluation of Exoglucanase Activity

After placing approximately 0.1 mL of cellulase enzyme filtrate into a test tube that contained 1 cm \times 6 cm of Whatman No. 1 filter paper (50 mg) and 1 mL citrate buffer with a pH of 4.8, the mixture was allowed to incubate at a temperature of 50 °C for 30 min. Approximately 3 mL of DNS reagents were fed, and the mixture was heated for 10 min in boiling water to end the reaction. Furthermore, the absorbance was measured at a wavelength of 540 nm after it had been cooled. The amount of glucose produced per minute was used to calculate the FPase enzyme activity. One unit of FPase activity was equal to one μmole of glucose created per min. If the incubation was for 30 min, 1 mg of glucose produced for every mL was: $1/(30 \times 0.180) = 0.185$ units, where 0.180 = glucose μmole . This means that $\text{FPase (IU mL}^{-1}\text{)} = \text{mg glucose} \times 0.185/\text{mL}$. The test was carried out three times under each condition [42].

Using a spectrophotometer (Visible-A & ELAB, China) and 3,5-dinitrosalicylic acid (DNS) reagent, the concentration of reducing sugars measured as glucose in the hydrolyzate was calculated. This method reduces DNS by reducing sugar to 3-amino-5-nitrosalicylic acid, which is then measured spectrophotometrically at 540 nm [43]. The absolute error in evaluating the reducing sugar concentration was 0.02 g L^{-1} in 0.2 to 2.0 g L^{-1} .

3. Results

3.1. Effect of Hydrogen Peroxide–Aqueous Ammonia Pretreatment on the Composition of Rice Husks

The composition of rice husks before and after pre-treatment is presented in Table 1. The percentage composition of the parameters obtained in each pre-treatment shows a significant relationship. For example, pre-treatment with hydrogen peroxide and aqueous ammonia reduced the lignin content from 36.24% to 20.47%. Furthermore, the cellulose content in the rice husk increased from 29.26% to 43.80%. The reduction in the lignin content helps to avoid inhibiting enzymatic hydrolysis. Thus, it can allow enzymes to more easily decompose cellulose into glucose. According to previous research [39], the

low content of lignin in substrates can increase enzyme efficiency and microbial activity to reduce enzyme needs. These results align with previous research [40], where the more hemicellulose and cellulose there is, the higher the glucose produced. In addition, pre-treatment hydrogen peroxide and aqueous ammonia increased lignin removal from 37.85% to 55.76%. Furthermore, the cellulose recovery was about 37.55% to 47.68%. High cellulose recovery and proper lignin removal are necessary to achieve effective enzymatic hydrolysis and high glucose concentrations [39].

22

Table 1. The composition of rice husks before and after pre-treatment.

Components	Untreated Rice Hull (%)	H ₂ O ₂ Pretreated Rice Hull (%)	Aqueous Ammonia Pretreated Rice Hull (%)
Cellulose	29.26	38.77	43.80
Hemicellulose	20.79	17.71	15.64
Lignin	36.24	27.22	20.47
Hot Water Solubility (HWS)	4.49	4.08	9.03
Ash	9.22	12.22	11.06

Table 2 shows that the SEM-EDS analysis confirmed the presence of different components (carbon, oxygen, and silicon). From Table 2, it can be seen that the number of C atoms increased after pre-treatment with H₂O₂ and aqueous ammonia. This phenomenon indicates an increase in cellulose content in the biomass. On the other hand, after pre-treatment with H₂O₂ and aqueous ammonia, the number of O and Si atoms was reduced. The reduced silica content in biomass indicates that the delignification process has taken place successfully. Before pretreatment, the lignocellulosic surface is protected from cellulose degradation by silica frames resistant to breakdown [44]. Silica is a problem in industrial processes because it forms insoluble precipitates as a physical barrier to cellulase action [45]. In order to obtain realistic hydrolysis yields from silica-rich biomasses such as rice husks, it is essential to employ effective pretreatments to remove silica, which is solubilized in an alkali medium (pH > 9) [46].

Table 2. EDS analysis of the element composition of untreated and pre-treated rice husk (ZAF method standardless quantitative analysis).

Element	Mass% (Untreated)	Mass% (H ₂ O ₂ Pre-Treated Rice Husk)	Mass% (Aqueous Ammonia Pre-Treated Rice Husk)
C	23.52	27.05	34.93
O	54.09	48.91	48.47
Si	22.40	24.05	16.60

3.2. Characterization of Cellulase Enzyme Extract

The enzyme used in the pretreated rice husk is a crude extract; therefore, the stated measurements aimed to determine their level. The results of the natural enzyme extract showed 80% water and protein content of 4029 mg/mL. These results are reasonably similar to those of other studies [41], which found the highest protein content was 0.3148 mg/mL with 50% water, and the lowest was 0.1054 mg/mL with 20% water. The enzyme cocktail used for saccharification in the current investigation includes endoglucanase (314.892 U mL⁻¹) and exoglucanase activity (548.940 U mL⁻¹). Table 3 compares the activities of crude cellulase enzymes of *Aspergillus niger*. The cellulase enzyme hydrolyzes cellulose into reducing sugar with a moisture content of 80%. This value is higher than the reported value [47], where the activity of the exoglucanase enzyme is 10.9 U mL⁻¹. In addition, isolating *Aspergillus niger* on dry leaves produced 230.68 U L⁻¹ exoglucanase

and 413.49 U L⁻¹ endoglucanase [48]. The different enzyme activity values are due to the different types and concentrations of biomass used as a substrate source to produce cellulase enzymes. Despite using a crude enzyme [41] the value of cellulase activity in this study tends to be higher than in the work of Kaur et al. [47]. The concentration of cellular biomass is directly proportional to the enzyme loading.

Table 3. Comparison of the activity of crude cellulase enzymes of *Aspergillus* species.

Microorganism	Substrate	FPase (Exoglucanase)	CMCase (Endoglucanase)	β-Glucosidase	Reference
<i>Aspergillus niger</i> KK2	Rice Straw and Wheat Bran	19.5 IU g ⁻¹	129 IU g ⁻¹	100 IU g ⁻¹	[49]
<i>Aspergillus niger</i> NS-2	Agricultural and Kitchen Waste Residues	17 U g ⁻¹	310 U g ⁻¹	33 U g ⁻¹	[50]
<i>Aspergillus niger</i>	Sugarcane Bagasse	-	57 IU L ⁻¹ h ⁻¹	-	[51]
<i>Aspergillus nidulans</i> and <i>Aspergillus tubingensis</i>	Sorghum Straw	10.9 U mL ⁻¹	243.2 U mL ⁻¹	1114.3 U mL ⁻¹	[47]
<i>Aspergillus niger</i>	Dry Leaves	230.68 U L ⁻¹	413.49 U L ⁻¹	-	[48]
<i>Aspergillus niger</i>	Rice Husk	548.940 U mL ⁻¹	314.892 U mL ⁻¹	-	This study

3.3. Effect of Hydrolysis Time and Enzyme Concentration on the Reducing Sugar Concentration

Figure 1 presents the test results of the effect of hydrolysis time on the reducing sugar levels at various enzyme concentrations. Figure 2 depicts the predicted results of the enzymatic hydrolysis of pre-treated rice husks under typical conditions. Based on Figure 1, the reducing sugar levels rose sharply from 1 to 10 h. The increase slows down from 10 to 25 h, with the highest reducing sugar concentration being 1.78 g/L. Due to the cellulase enzyme's activity entering the moderate phase and depletion, there is a decline in the levels of reducing sugar. At an intermediate stage, cellulose is degraded into reducing sugar on a large scale. The concentration of enzymes increases proportionally to the concentration of reducing sugar as enzyme activity increases. Previous researchers [35] have demonstrated comparable findings.

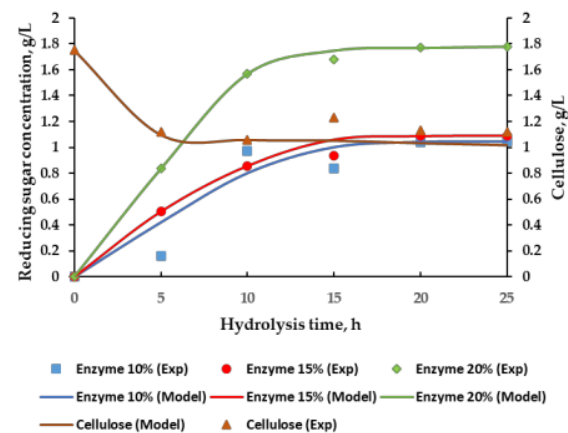


Figure 1. Changes in the reducing sugar and cellulose concentration in hydrolysate during enzymatic hydrolysis of pre-treated rice husk at various cellulase loadings. All experiments were carried out in triplicate.

39

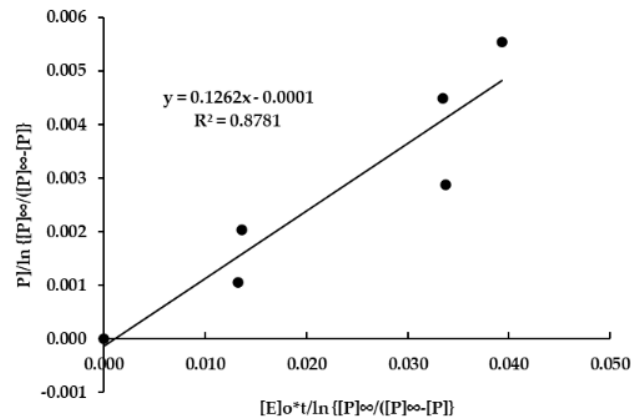


Figure 2. The relationship between $[P]/\ln\left(\frac{[P]_\infty}{[P]_\infty - [P]}\right)$ and $[E]_0 t / \ln\left(\frac{[P]_\infty}{[P]_\infty - [P]}\right)$ at an enzyme concentration of 10%.

Overall, the proposed model accurately predicted the enzymatic hydrolysis behavior. We attempted to compare our kinetic parameters to those reported in prior publications [33,52,53]. Sakimoto et al. implemented the Langmuir adsorption, Michaelis–Menten, and Shuler models into the kinetic model of the hydrolysis reactions [53]. Their kinetic parameters were comparable to ours, despite our distinct experimental conditions and model schemes. They developed the simultaneous saccharification and fermentation (SSF) model for cellulose degradation. Other researchers [33] investigated the hydrolysis kinetics of wheat straw treated with cellulase NS 50013 enzyme complex and β -glucosidase NS 50010. They used models of heterogeneous catalytic reactions to describe the kinetics of enzymatic hydrolysis. In addition, their findings on the time dependence of the amount of reducing sugars followed by varying the amount of enzyme introduced were similar. Wojtusik et al. investigated a two-step approach to estimating kinetic parameters using a low-BG activity enzymatic cocktail (Celluclast 1.5 L) [52]. Our result is consistent with that of their model, which corresponds to the experimental evolution of cellulose, cellobiose, and glucose.

3.4. Cellulase Enzyme Reaction Kinetics

According to [24], the enzymatic hydrolysis substrates' kinetics were determined by a modified version of the Michaelis–Menten equation, and then the results were validated with experimental data. The enzymatic hydrolysis reaction was carried under transient conditions because the excess substrate inhibited hydrolysis. Under such conditions, it is unacceptable to neglect the change in the concentration of the enzyme–substrate complex. Several factors, including the chemical components of the reactant molecule, the product, the concentration of the reacting substance or substrate, the temperature, and the catalyst, influence the kinetics of the reaction. The kinetics of the reaction was determined based on Equation (14). Figures 2–4 show the relationship between $[P]/\ln\left(\frac{[P]_\infty}{[P]_\infty - [P]}\right)$ and $[E]_0 t / \ln\left(\frac{[P]_\infty}{[P]_\infty - [P]}\right)$ at various enzyme concentrations.

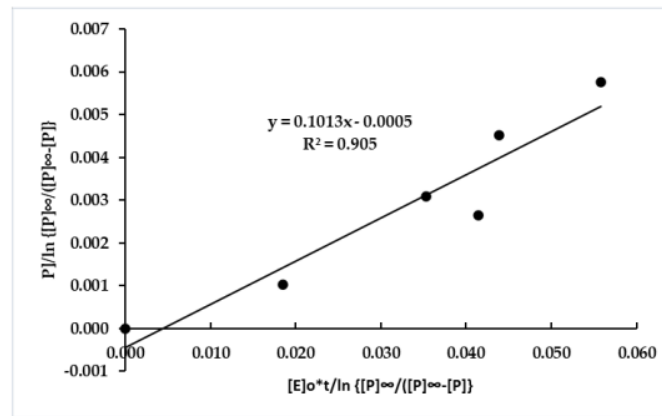


Figure 3. The relationship between $[P]/\ln\{[P]_{\infty}/([P]_{\infty} - [P])\}$ and $[E]_0 t/\ln\{[P]_{\infty}/([P]_{\infty} - [P])\}$ at an enzyme concentration of 15%.

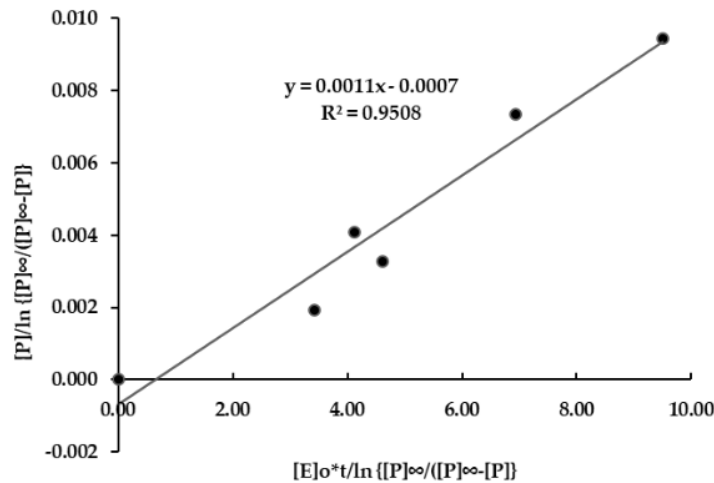


Figure 4. The relationship between $[P]/\ln\{[P]_{\infty}/([P]_{\infty} - [P])\}$ and $[E]_0 t/\ln\{[P]_{\infty}/([P]_{\infty} - [P])\}$ at an enzyme concentration of 20%.

The kinetic model of enzymatic hydrolysis determined the amount of reducing sugar released from pre-treated rice husks throughout the hydrolysis period. Linear regression produced the reaction kinetics, in which the slope value represents the reaction rate constant (k_2) and the interception represents the Michaelis–Menten constant (K_M) [24]. The reaction rate constant (k_2) was about 0.0011 to 0.1262. The value of V_M indicates the reactant’s degree of saturation of the enzyme. In contrast, K_M indicates the efficiency of the catalyst or the size of the enzyme dissociation constant. The Michaelis–Menten constant was 0.001 to 0.0007, and V_M was 1.3×10^{-7} to 2.7×10^{-7} Mol L⁻¹ s⁻¹. These values indicated that cellulase catalyzes the cellulose of rice husks into sugar. The values of the constant reaction rate, the Michaelis–Menten constant, and the formation rate of the product in this study are similar to those found in previous research [53]. Table 4 presents the cellulose enzymatic hydrolysis kinetic constants proposed by various authors.

Table 4. Cellulose enzymatic hydrolysis kinetic constants proposed by various authors.

Ref.	Enzyme source	Substrate	pH	T (°C)	K_M	k_2	V_M
This work	<i>Aspergillus niger</i>	Rice Husk	5	50 °C	$1 \times 10^{-3} \text{ Mol L}^{-1}$	$1.1 \times 10^{-3} \text{ s}^{-1}$	$1.3 \times 10^{-3} \text{ Mol L}^{-1} \text{ s}^{-1}$
[53]	<i>Trichoderma reesei</i>	Cellulose	-	40 °C	$4.70 \times 10^{-3} \text{ Mol L}^{-1}$	$3.90 \times 10^{-3} \text{ s}^{-1}$	$4.83 \times 10^{-5} \text{ Mol L}^{-1} \text{ s}^{-1}$
[32]	<i>Aspergillus niger</i>	Mixed Peels	4.55	36 °C	60.5 g dm^3	-	$28.2 \text{ g dm}^{-3} \text{ d}^{-1}$
[54]	<i>Trichoderma reesei</i>	Sweco 270	4.80	50 °C	36.2 mg mL^{-1}	-	$22.4 \text{ mg mL}^{-1} \text{ hr}^{-1}$
[25]	<i>Trichoderma reesei</i>	Avicel	4.80	50 °C	3.8 mM	$5.6 \times 10^{-4} \text{ s}^{-1}$	-
[28]	<i>Trichoderma reesei</i>	Sugarcane Bagasse	4.80	50 °C	8.78 g L^{-1}	-	$0.105 \text{ g L}^{-1} \text{ min}^{-1}$
[55]	<i>Trichoderma reesei</i>	Cellulose	4.80	50 °C	45.66 g L^{-1}	-	$0.26 \text{ g L}^{-1} \text{ h}^{-1}$

Figure 5 presents the effect of enzyme concentration on the reducing sugar levels for 5 h of hydrolysis time. According to Figure 5, during the 5 h enzymatic hydrolysis reaction, the optimal reducing sugar concentration was about 2.21 g/L, obtained at enzyme concentrations of 30%. For enzyme concentrations of less than 30% (v/w), the enzyme concentration was directly proportional to the resulting reducing sugar. The optimal enzyme loading for the cellulase-mediated enzymatic hydrolysis of pre-treated rice husk was 30% (v/w), which enhances the sugar concentration. As the enzyme loading was increased to between 35 and 50% (v/w), the reducing sugar concentration decreased dramatically. This two-phase response of sugar concentration to different enzyme loading is observed because hydrolysis is an enzyme-limited activity at low enzyme to substrate loading (i.e., 25% (v/w) enzyme loading). In comparison, excess enzymes at enzyme loading > 30% (v/w) sped up the hydrolysis rate and made products (glucose and other reducing sugars) that inhibited the free enzymes in the liquid phase by binding to them. The substrate–enzyme complexes hindered the cellulase’s catalytic activity and reduced the concentration of reducing sugars [56]. For enzyme concentrations of more than 30% (v/w), the lowest reducing sugar concentration (0.89 g L^{-1}) was obtained.

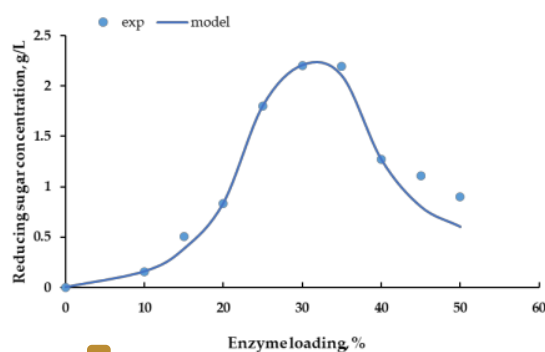
**Figure 5.** Effect of enzyme concentration on the reducing sugar levels after 5 h of hydrolysis time.

Table 5 compares the reducing sugar levels reported for various pre-treatments and microorganisms with those of the present study. Based on Table 5, the reducing sugar level was 1.80 g L^{-1} . This value is lower than in previous studies [15] due to this study’s lower pre-treatment time for hydrogen peroxide. Differences in the types of biomass as a source of cellulose, enzyme concentration, and pre-treatment processes also change factors that

affect the yield. Jeoh et al. concluded that pre-treatment significantly affects the reduction in lignin, inhibiting the activity of enzymes [16].

Table 5. Comparison of total reducing sugar concentrations reported for various substrates, pre-treatments, and microorganisms (including the present study).

Substrate	Pre-Treatment Type	Microorganism	Total Reducing SUGARS (g L ⁻¹)	Ref.
Rice Straw	NaOH	<i>Aspergillus fumigatus</i>	27.89	[57]
Vetiver Grass	NaOH-H ₂ SO ₄	<i>Aspergillus tubingensis</i> HS1-5	21.10	[58]
Potato Peel Waste	Untreated	<i>B. amyloliquefaciens</i>	12.06	[59]
Municipal Waste	Untreated	<i>Bacillus subtilis</i>	9.08	[60]
Rice Husk	3% H ₂ O ₂ solution (1:10) at 85 °C for 48 h; 20% aqueous ammonia at 100 °C for 5 h.	<i>Aspergillus niger</i>	6.58	[15]
Corn Stover	Untreated	<i>Hymenobacter</i> sp. CKS3	3.85	[61]
Wheat Straw	Untreated	<i>Streptomyces</i> sp. MS-S2	3.6	[62]
Rice Husk	3% H ₂ O ₂ solution (1:10) at 85 °C for 6 h; 20% aqueous ammonia at 100 °C for 5 h.	<i>Aspergillus niger</i>	1.80	This study

4. Conclusions

Aspergillus niger's cellulase enzyme contains endoglucanase (314.892 U mL⁻¹) and exoglucanase activity (548.940 U mL⁻¹). The kinetics of the cellulosic hydrolysis of rice husk cellulose after hydrogen peroxide–aqueous ammonia pre-treatment were studied. The kinetic equation provided a good interpretation of cellulase action. The time dependence of the amount of reducing sugars was investigated by varying the amount of enzyme. The findings of this study led to an improved method for the enzymatic hydrolysis of pretreated rice husks, which was shown to follow the Michaelis–Menten kinetic model and for which kinetic parameters K_M and V_M were determined to be 0.001 to 0.0007 Mol L⁻¹ and 1.3×10^{-7} to 2.7×10^{-7} Mol L⁻¹ s⁻¹, respectively. The results showed that enzyme loading is directly proportional to the reducing sugar. The optimal reducing sugar level was 1.80 g L⁻¹, which was obtained at 20% (v/w) enzyme loading and a hydrolysis time of 25 h. Additional research is necessary to develop a comprehensive model of the enzymatic hydrolysis of cellulose to provide a valuable tool for future engineering applications.

Author Contributions: Conceptualization, N.N. and E.M.; methodology, N.N.; software, N.N., E.M. and W.E.; validation, N.N., E.M. and W.E.; formal analysis, N.N. and E.M.; investigation, W.E.; resources, N.N. and W.E.; data curation, W.E.; writing—original draft preparation, W.E.; writing—review and editing, N.N. and E.M.; visualization, N.N.; supervision, N.N. and E.M.; project administration, W.E.; funding acquisition, N.N. All authors have read and agreed to the published version of the manuscript.

Funding: This research was funded by DIPA, the public service agency of Sriwijaya University (SP DIPA-023.17.2.677515/2022) on 13 December 2021 based on the Rector's Decree Number 0109/UN9.3.1/SK/2022 dated 28 April 2022.

Acknowledgments: The authors gratefully acknowledge the financial support provided by DIPA, the public service agency of Sriwijaya University (SP DIPA-023.17.2.677515/2022) on 13 December 2021 based on the Rector's Decree Number 0109/UN9.3.1/SK/2022 dated 28 April 2022.

Conflicts of Interest: The authors declare no conflict of interest.

References

1. Rosita, N. Book 5: Province of South Sumatra. In *Business Directory/Companies of Rice Milling Industry*; Bahagia, M.Q., Ed.; Central Bureau of Statistics: Jakarta, Indonesia, 2020; pp. 1–318.
2. Cacia, A.; Gelvez, J.J.; Rodríguez, D.C.; Parra, J.W. Production of bioethanol from rice husk pre-treated with alkalis and hydrolyzed with acid cellulase at pilot scale. *J. Phys. Conf. Ser.* **2018**, *1126*, 12034. [[CrossRef](#)]
3. Brémond, U.; de Buyer, R.; Steyer, J.P.; Bernet, N.; Carrere, H. Biological pre-treatments of biomass for improving biogas production: An overview from lab scale to full-scale. *Renew. Sustain. Energy Rev.* **2018**, *90*, 583–604. [[CrossRef](#)]
4. Plácido, J.; Capareda, S. Lignolytic enzymes: A biotechnological alternative for bioethanol production. *Bioresour. Bioprocess.* **2015**, *2*, 23. [[CrossRef](#)]
5. Zabed, H.; Sahu, J.N.; Boyce, A.N.; Faruq, G. Fuel ethanol production from lignocellulosic biomass: An overview on feedstocks and technological approaches. *Renew. Sustain. Energy Rev.* **2016**, *66*, 751–774. [[CrossRef](#)]
6. Gonçalves, F.A.; Ruiz, H.A.; Nogueira, C.D.C.; Dos Santos, E.S.; Teixeira, J.A.; De Macedo, G.R. Comparison of delignified coconuts waste and cactus for fuel-ethanol production by the simultaneous and semi-simultaneous saccharification and fermentation strategies. *Fuel* **2014**, *131*, 66–76. [[CrossRef](#)]
7. Chukwuma, O.B.; Rafatullah, M.; Tajarudin, H.A.; Ismail, N. Lignocellulolytic enzymes in biotechnological and industrial processes: A review. *Sustainability* **2020**, *12*, 7282. [[CrossRef](#)]
8. Axelsson, J. Separate Hydrolysis and Fermentation of Pretreated Spruce. Master's Thesis, Linköping University, Örnköldsvik Sweden, 2011.
9. Jędrzejczyk, M.; Soszka, E.; Czapnik, M.; Ruppert, A.M.; Grams, J. Physical and chemical pre-treatment of lignocellulosic biomass. In *Second and Third Generation of Feedstocks: The Evolution of Biofuels*; Elsevier Inc.: Amsterdam, The Netherlands, 2019; pp. 143–196.
10. Albuquerque, E.D.; Torres, F.A.G.; Fernandes, A.A.R.; Fernandes, P.M.B. Combined effects of high hydrostatic pressure and specific fungal cellulase improve coconut husk hydrolysis. *Process. Biochem.* **2016**, *51*, 1767–1775. [[CrossRef](#)]
11. Novia, N.; Said, M.; Jannah, A.M.; Pebriantoni, P.; Bayu, M. Aqueous Ammonia Soaking-Dilute Acid Pretreatment to Produce Bioethanol from Rice Husk. *Technol. Reports Kansai Univ.* **2020**, *62*, 891–900.
12. Kim, J.S.; Lee, Y.Y.; Kim, T.H. A review on alkaline pre-treatment technology for bioconversion of lignocellulosic biomass. *Bioresour. Technol.* **2016**, *199*, 42–48. [[CrossRef](#)]
13. Xia, Y.; Liu, Q.; Hu, X.; Li, X.; Huang, Y.; Li, W.; Ma, L. Structural evolution during corn stalk acidic and alkaline hydrogen peroxide pre-treatment. *Ind. Crop. Prod.* **2022**, *176*, 114386. [[CrossRef](#)]
14. Ali, N.; Giwa, A.S.; Abdalla, M.; Liu, X. Alkaline hydrogen peroxide pre-treatment of bamboo culm for improved enzymatic release of reducing sugars using recombinant cellulases. *Cellulose* **2020**, *27*, 769–779. [[CrossRef](#)]
15. Novia, N.; Hasanudin, H.; Hermansyah, H.; Fudholi, A. Kinetics of Lignin Removal from Rice Husk Using Hydrogen Peroxide and Combined Hydrogen Peroxide–Aqueous Ammonia Pretreatments. *Fermentation* **2022**, *8*, 157. [[CrossRef](#)]
16. Jeoh, T.; Cardona, M.J.; Karuna, N.; Mudinoor, A.R.; Nill, J. Mechanistic Kinetic Models of Enzymatic Cellulose Hydrolysis — A Review. *Biotechnol. Bioeng.* **2017**, *114*, 1369–1385. [[CrossRef](#)] [[PubMed](#)]
17. Niglio, S.; Procentese, A.; Russo, M.E.; Piscitelli, A.; Marzocchella, A. Integrated enzymatic pre-treatment and hydrolysis of apple pomace in a bubble column bioreactor. *Biochem. Eng. J.* **2019**, *150*, 107306. [[CrossRef](#)]
18. Abdella, A.; Mazed, T.E.; El-baz, A.F.; Yang, S. Production of β -glucosidase from wheat bran and glycerol by *Aspergillus niger* in stirred tank and rotating fibrous bed bioreactors. *Process. Biochem.* **2016**, *51*, 1331–1337. [[CrossRef](#)]
19. Lynd, L.R.; Weimer, P.J.; Van Zyl, W.H.; Isak, S. Microbial Cellulose Utilization: Fundamentals and Biotechnology. *Microbiol. Mol. Biol. Rev.* **2002**, *66*, 506–577. [[CrossRef](#)]
20. Bychkov, A.; Podgorbunskikh, E.; Bychkova, E.; Lomovsky, O. Current achievements in the mechanically pre-treated conversion of plant biomass. *Biotechnol. Bioeng.* **2019**, *116*, 1231–1244. [[CrossRef](#)]
21. Nill, J.; Karuna, N.; Jeoh, T. The impact of kinetic parameters on cellulose hydrolysis rates. *Process. Biochem.* **2018**, *74*, 108–117. [[CrossRef](#)]
22. Fabbrizi, G.; Giannoni, T.; Lorenzi, L.; Nicolini, A.; Iodice, P.; Coccia, V.; Cavalaglio, G.; Gelosia, M. High Solid and Low Cellulase Enzymatic Hydrolysis of Cardoon Stems Pretreated by Acidified γ -Valerolactone/Water Solution. *Energies* **2022**, *15*, 2600. [[CrossRef](#)]
23. Policastro, G.; Luongo, V.; Frunzo, L.; Fabbricino, M. A comprehensive review of mathematical models of photo fermentation. *Crit. Rev. Biotechnol.* **2021**, *41*, 628–648. [[CrossRef](#)]
24. Bisswanger, H. Enzyme Kinetics: Principles and Methods. In *Psychology in the Brain*, 3rd ed.; Wiley-VCH: Weinheim, Germany, 2017; pp. 1–21.
25. Bezerra, R.M.F.; Dias, A.A. Discrimination among eight modified Michaelis-Menten kinetics models of cellulose hydrolysis with a large range of substrate/enzyme ratios: Inhibition by cellobiose. *Appl. Biochem. Biotechnol. Part A Enzym. Eng. Biotechnol.* **2004**, *112*, 173–184. [[CrossRef](#)]
26. Miao, Y.; Chen, J.Y.; Jiang, X.; Huang, Z. Kinetic studies on the product inhibition of enzymatic lignocellulose hydrolysis. *Appl. Biochem. Biotechnol.* **2012**, *167*, 358–366. [[CrossRef](#)] [[PubMed](#)]
27. Russo, M.E.; Procentese, A.; Montagnaro, F.; Marzocchella, A. Effect of enzymes adsorption on enzymatic hydrolysis of coffee silverskin: Kinetic characterization and validation. *Biochem. Eng. J.* **2022**, *180*, 108364. [[CrossRef](#)]
28. Carvalho, M.L.; Sousa, R.; Rodríguez-Zúñiga, U.F.; Suarez, C.A.G.; Rodrigues, D.S.; Giordano, R.L.C. Kinetic study of the enzymatic hydrolysis of sugarcane bagasse. *Braz. J. Chem. Eng.* **2013**, *30*, 437–447. [[CrossRef](#)]

29. Zhang, Y.; Zhang, Y.; Song, M.; Topakas, E.; Yu, Q.; Yuan, Z.; Wang, Z.; Guo, Y. Combining Michaelis-Menten theory and enzyme deactivation reactions for the kinetic study of enzymatic hydrolysis by different pre-treated sugarcane bagasse. *Process. Biochem.* **2021**, *105*, 72–78. [CrossRef]
30. Angarita, J.D.; Souza, R.B.A.; Cruz, A.J.G.; Biscaia, E.C.; Secchi, A.R. Kinetic modeling for enzymatic hydrolysis of pre-treated sugarcane straw. *Biochem. Eng. J.* **2015**, *104*, 10–19. [CrossRef]
31. Nnaemeka, I.C.; Egbuna Samuel, O.; Onoh Maxwell, I.; Christain, A.O.; Onyekwulu Chinelu, S. Optimization and kinetic studies for enzymatic hydrolysis and fermentation of colocynthis vulgaris Shrad seeds shell for bioethanol production. *J. Bioresour. Bioprod.* **2021**, *6*, 45–64. [CrossRef]
32. Ude, M.U.; Oluka, I.; Eze, P.C. Optimization and kinetics of glucose production via enzymatic hydrolysis of mixed peels. *J. Bioresour. Bioprod.* **2020**, *5*, 283–290. [CrossRef]
33. Radeva, G.; Valchev, I.; Petrin, S.; Valcheva, E.; Tsekova, P. Kinetic model of enzymatic hydrolysis of steam-exploded wheat straw. *Carbohydr. Polym.* **2012**, *87*, 1280–1285. [CrossRef]
34. Zheng, Y.; Pan, Z.; Zhang, R.; Jenkins, B.M. Kinetic modeling for enzymatic hydrolysis of pre-treated creeping wild ryegrass. *Biotechnol. Bioeng.* **2009**, *102*, 1558–1569. [CrossRef]
35. Makarova, E.I.; Budaeva, V.V.; Kukhlenko, A.A.; Orlov, S.E. Enzyme kinetics of cellulose hydrolysis of Miscanthus and oat hulls. *3 Biotech.* **2017**, *7*, 317. [CrossRef] [PubMed]
36. Wei, H.; Chen, X.; Shekuro, J.; Kuhn, E.; Wang, W.; Ji, Y.; Kozliak, E.; Himmel, M.E.; Tucker, M.P. Kinetic Modelling and Experimental Studies for the Effects of Fe²⁺ Ions on Xylan Hydrolysis with Dilute-Acid Pre-treatment and Subsequent Enzymatic Hydrolysis. *Catalysts* **2018**, *8*, 39. [CrossRef]
37. Nikzad, M.; Talebnia, F.; Movagharnjad, K.; Najafpour, G.; Esfahanian, M. Kinetic modeling of enzymatic hydrolysis of pre-treated sorghum bicolor and rice husk. *Int. J. Eng. Trans. B Appl.* **2017**, *30*, 1622–1630. [CrossRef]
38. Datta, R. Acidogenic fermentation of lignocellulose—acid yield and conversion of components. *Biotechnol. Bioeng.* **1981**, *23*, 2167–2170. [CrossRef]
39. Yao, F.; Tian, D.; Shen, F.; Hu, J.; Zeng, Y.; Yang, G.; Zhang, Y.; Deng, S.; Zhang, J. Recycling solvent system in phosphoric acid plus hydrogen peroxide pre-treatment towards a more sustainable lignocellulose biorefinery for bioethanol. *Bioresour. Technol.* **2019**, *275*, 19–26. [CrossRef]
40. Kim, T.H.; Lee, Y.Y. Pretreatment of corn stover by soaking in aqueous ammonia at moderate temperatures. *Appl. Biochem. Biotechnol.* **2007**, *137–140*, 81–92. [CrossRef]
41. Nathan, V.K.; Rani, M.E.; Rathinasamy, G.; Dhiraviam, K.N.; Jayavel, S. Process optimization and production kinetics for cellulase production by *Trichoderma viride* VKF3. *Springerplus* **2014**, *3*, 92. [CrossRef]
42. Darwesh, O.M.; El-Maraghy, S.H.; Abdel-Rahman, H.M.; Zaghloul, R.A. Improvement of paper wastes conversion to bioethanol using novel cellulose degrading fungal isolate. *Fuel* **2020**, *262*, 116518. [CrossRef]
43. Miller, G.L. Use of Dinitrosalicylic Acid Reagent for Determination of Reducing Sugar. *Anal. Chem.* **1959**, *31*, 426–428. [CrossRef]
44. Kim, T.H.; Taylor, F.; Hicks, K.B. Bioethanol production from barley hull using SAA (soaking in aqueous ammonia) pretreatment. *Bioresour. Technol.* **2008**, *99*, 5694–5702. [CrossRef]
45. Moreira, B.R.; Breitzkreitz, M.C.; Simister, R.; McQueen-Mason, S.J.; Gomez, L.D.; Rezende, C.A. Improved hydrolysis yields and silica recovery by design of experiments applied to acid-alkali pretreatment in rice husks. *Ind. Crops Prod.* **2021**, *170*, 113676. [CrossRef]
46. Le, H.D.M.; Sørensen, R.; Knudsen, N.O.; Meyer, A.S. Implications of silica on biorefineries – interactions with organic material and mineral elements in grasses. *Biofuels Bioprod. Biorefining* **2014**, *9*, 109–121. [CrossRef]
47. Kaur, B.; Oberoi, H.S.; Chadha, B.S. Enhanced cellulase producing mutants developed from heterokaryotic *Aspergillus* strain. *Bioresour. Technol.* **2014**, *156*, 100–107. [CrossRef] [PubMed]
48. Santos, G.B.; de Sousa Francisco Filho, Á.; Rêgo da Silva Rodrigues, J.; Rodrigues de Souza, R. Cellulase production by *Aspergillus niger* using urban lignocellulosic waste as substrate: Evaluation of different cultivation strategies. *J. Environ. Manag.* **2022**, *305*, 114431. [CrossRef]
49. Kang, S.W.; Park, Y.S.; Lee, J.S.; Hong, S.I.; Kim, S.W. Production of cellulases and hemicellulases by *Aspergillus niger* KK2 from lignocellulosic biomass. *Bioresour. Technol.* **2004**, *91*, 153–156. [CrossRef]
50. Sulyman, A.O.; Igunnu, A.; Malomo, S.O. Isolation, purification and characterization of cellulase produced by *Aspergillus niger* cultured on *Arachis hypogaea* shells. *Heliyon* **2020**, *6*, e05668. [CrossRef]
51. Cunha, F.M.; Esperança, M.N.; Zangirolami, T.C.; Badino, A.C.; Farinas, C.S. Sequential solid-state and submerged cultivation of *Aspergillus niger* on sugarcane bagasse for the production of cellulase. *Bioresour. Technol.* **2012**, *112*, 270–274. [CrossRef]
52. Wojtusik, M.; Villar, J.C.; Ladero, M.; Garcia-Ochoa, F. Physico-chemical kinetic modelling of hydrolysis of a steam-explosion pre-treated corn stover: A two-step approach. *Bioresour. Technol.* **2018**, *268*, 592–598. [CrossRef]
53. Sakimoto, K.; Kanna, M.; Matsumura, Y. Kinetic model of cellulose degradation using simultaneous saccharification and fermentation. *Biomass Bioenergy* **2017**, *99*, 116–121. [CrossRef]
54. Ryu, D.D.Y.; Lee, S.B. Enzymatic hydrolysis of cellulose: Determination of kinetic parameters. *Chem. Eng. Commun.* **1986**, *45*, 119–134. [CrossRef]
55. Halder, D.; Gayen, K.; Sen, D. Enumeration of monosugars' inhibition characteristics on the kinetics of enzymatic hydrolysis of cellulose. *Process. Biochem.* **2018**, *72*, 130–136. [CrossRef]

56. Paul, S.K.; Chakraborty, S. Mixing effects on the kinetics of enzymatic hydrolysis of lignocellulosic Sunn hemp fibres for bioethanol production. *Chem. Eng. J.* **2019**, *377*, 120103. [[CrossRef](#)]
57. Jin, X.; Song, J.; Liu, G.Q. Bioethanol production from rice straw through an enzymatic route mediated by enzymes developed in-house from *Aspergillus fumigatus*. *Energy* **2020**, *190*, 116395. [[CrossRef](#)]
58. Subsamran, K.; Mahakhan, P.; Vichitphan, K.; Vichitphan, S.; Sawaengkaew, J. Potential use of vetiver grass for cellulolytic enzyme production and bioethanol production. *Biocatal. Agric. Biotechnol.* **2019**, *17*, 261–268. [[CrossRef](#)]
59. Chauhan, M.; Dutt, S.; Manjul, A.S.; Singh, B.; Garlapati, V.K. A sustainable approach of turning potato waste towards bioethanol production using indigenous microbes of Himachal Pradesh, India. *Chemosphere* **2022**, *299*, 134429. [[CrossRef](#)]
60. Hosny, M.; El-Sheshtawy, H.S. Effect of biosurfactant on hydrolysis of municipal waste by cellulases producing bacteria for bioethanol production. *Curr. Res. Green Sustain. Chem.* **2022**, *5*, 100294. [[CrossRef](#)]
61. Mihajlovski, K.; Pecarski, D.; Rajilić-Stojanović, M.; Dimitrijević-Branković, S. Valorization of corn stover and molasses for enzyme synthesis, lignocellulosic hydrolysis and bioethanol production by *Hymenobacter* sp. CKS3. *Environ. Technol. Innov.* **2021**, *23*, 101627. [[CrossRef](#)]
62. Danso, B.; Ali, S.S.; Xie, R.; Sun, J. Valorisation of wheat straw and bioethanol production by a novel xylanase- and cellulase-producing *Streptomyces* strain isolated from the wood-feeding termite, *Microcerotermes* species. *Fuel* **2022**, *310*, 122333. [[CrossRef](#)]

4. fermentation-08-00417.pdf

ORIGINALITY REPORT

23%

SIMILARITY INDEX

PRIMARY SOURCES

- 1** eprints.umm.ac.id Internet 100 words — 2%
- 2** Ekaterina I. Makarova, Vera V. Budaeva, Aleksey A. Kukhlenko, Sergey E. Orlov. "Enzyme kinetics of cellulose hydrolysis of Miscanthus and oat hulls", 3 Biotech, 2017
Crossref 84 words — 1%
- 3** Greta Radeva, Ivo Valchev, Stoiko Petrin, Eva Valcheva, Petya Tsekova. "Kinetic model of enzymatic hydrolysis of steam-exploded wheat straw", Carbohydrate Polymers, 2012
Crossref 56 words — 1%
- 4** repositorio.unicamp.br Internet 48 words — 1%
- 5** Irmeilyana Irmeilyana, Ngudiantoro Ngudiantoro, Sri Indra Maiyanti, Indrike Febriyanti. "Correspondence Analysis to Know Factors Related to the Use of Reducant Herbicide on Pagaralam Coffee Farmers", Pattimura International Journal of Mathematics (PIJMath), 2022
Crossref 44 words — 1%
- 6** biblio.ugent.be Internet 41 words — 1%

-
- 7 res.mdpi.com 39 words — 1%
Internet
-
- 8 Bruna R. Moreira, Marcia C. Breitzkreitz, Rachael Simister, Simon J. McQueen-Mason, Leonardo D. Gomez, Camila A. Rezende. "Improved hydrolysis yields and silica recovery by design of experiments applied to acid-alkali pretreatment in rice husks", *Industrial Crops and Products*, 2021 31 words — 1%
Crossref
-
- 9 Grazia Policastro, Vincenzo Luongo, Luigi Frunzo, Massimiliano Fabbricino. "A comprehensive review of mathematical models of photo fermentation", *Critical Reviews in Biotechnology*, 2021 31 words — 1%
Crossref
-
- 10 Chen-Guang Liu, Yi Xiao, Xiao-Xia Xia, Xin-Qing Zhao, Liangcai Peng, Penjit Srinophakun, Feng-Wu Bai. "Cellulosic ethanol production: Progress, challenges and strategies for solutions", *Biotechnology Advances*, 2019 29 words — 1%
Crossref
-
- 11 Mateusz Wojtusik, Juan C. Villar, Miguel Ladero, Felix Garcia-Ochoa. "Physico-chemical kinetic modelling of hydrolysis of a steam-explosion pre-treated corn stover: A two-step approach", *Bioresource Technology*, 2018 29 words — 1%
Crossref
-
- 12 wltd.up.poznan.pl 29 words — 1%
Internet
-
- 13 Yi Zheng. "Kinetic modeling for enzymatic hydrolysis of pretreated creeping wild ryegrass", *Biotechnology and Bioengineering*, 04/15/2009 25 words — < 1%
Crossref

14	core.ac.uk Internet	23 words — < 1%
15	journal.unnes.ac.id Internet	23 words — < 1%
16	orca.cardiff.ac.uk Internet	23 words — < 1%
17	Jianjian Hou, Naoki Nishino. "Bacterial and Fungal Microbiota of Guinea Grass Silage Shows Various Levels of Acetic Acid Fermentation", Fermentation, 2021 Crossref	22 words — < 1%
18	pdffox.com Internet	22 words — < 1%
19	H Hargono, B Jos, AC Kumoro, K Haryani. " Low Temperature Enzymatic Hydrolysis (LTEH) and Fermentation for Bioethanol Generation from Suweg Starch ", Journal of Physics: Conference Series, 2019 Crossref	20 words — < 1%
20	repozitorium.omikk.bme.hu Internet	19 words — < 1%
21	Pretty, Sarah Danielle. "Investigating Interfacial Reactions of Silver-Containing Films Using Novel Methods", The University of Western Ontario (Canada), 2022 ProQuest	18 words — < 1%
22	"Twentieth Symposium on Biotechnology for Fuels and Chemicals", Springer Science and Business Media LLC, 1999 Crossref	15 words — < 1%

23 Zubaidah, Wiwin A. Oktaviani, M. A. B. Sidik. "Breakdown Voltage of Biodegradable Oil RBDPO Olein and Oleum Maydis by Nanoparticles Addition", 2019 International Conference on Electrical Engineering and Computer Science (ICECOS), 2019
Crossref 15 words — < 1%

24 Polysaccharides, 2015.
Crossref 14 words — < 1%

25 Yongheng Yuan, Faqinwei Li, Nanding Han, Bingyao Zeng, Yoshiaki Imaizumi, Risu Na, Naoto Shimizu. "Exploring the Valorization of Buckwheat Waste: A Two-Stage Thermo-Chemical Process for the Production of Saccharides and Biochar", Fermentation, 2022
Crossref 14 words — < 1%

26 uvadoc.uva.es
Internet 14 words — < 1%

27 Banghe Li. "A novel approach to measure all rate constants in the simplest enzyme kinetics model", Journal of Mathematical Chemistry, 06/2009
Crossref 12 words — < 1%

28 Saeed Oladi, Giovanna M. Aita. "Optimization of liquid ammonia pretreatment variables for maximum enzymatic hydrolysis yield of energy cane bagasse", Industrial Crops and Products, 2017
Crossref 12 words — < 1%

29 Sri Winarsih, Devi Dwi Siskawardani. "Hydrolysis of corncobs using a mixture of crude enzymes from Trichoderma reesei and Aspergillus niger for bioethanol production", Energy Reports, 2020
Crossref 12 words — < 1%

30 Suci Dwijayanti, Muhammad Iqbal, Bhakti Yudho Suprpto. "Real-Time Implementation of Face Recognition and Emotion Recognition in a Humanoid Robot Using a Convolutional Neural Network", IEEE Access, 2022
Crossref 12 words — < 1%

31 real.mtak.hu
Internet 12 words — < 1%

32 Ashish N. Nerlekar. " Seasonally dependent relationship between insect herbivores and host plant density in , a tropical perennial herb ", Biology Open, 2018
Crossref 11 words — < 1%

33 Camila A. Rezende, Beatriz W. Atta, Marcia C. Breikreitz, Rachael Simister, Leonardo D. Gomez, Simon J. McQueen-Mason. "Optimization of biomass pretreatments using fractional factorial experimental design", Biotechnology for Biofuels, 2018
Crossref 11 words — < 1%

34 Nililla Nisoh, Viwan Jarerattanachat, Mikko Karttunen, Jirasak Wong-ekkabut. "Fullerenes' Interactions with Plasma Membranes: Insight from the MD Simulations", Biomolecules, 2022
Crossref 11 words — < 1%

35 mts.intechopen.com
Internet 11 words — < 1%

36 www.biotechnologyforbiofuels.com
Internet 11 words — < 1%

37 Dibyajyoti Haldar, Kalyan Gayen, Dwaipayan Sen. "Enumeration of monosugars' inhibition characteristics on the kinetics of enzymatic hydrolysis of cellulose", Process Biochemistry, 2018
10 words — < 1%

38 Maktum Muharja, Fitri Junianti, Dian Ranggina, Tantular Nurtono, Arief Widjaja. "An integrated green process: Subcritical water, enzymatic hydrolysis, and fermentation, for biohydrogen production from coconut husk", Bioresource Technology, 2018

Crossref

10 words — < 1%

39 Muhammad Hariadi Nawawi, Khairul Izdihar Ismail, Norazliza Sa'ad, Rosfarizan Mohamad et al. "Optimisation of Xylanase–Pectinase Cocktail Production with Bacillus amyloliquefaciens ADI2 Using a Low-Cost Substrate via Statistical Strategy", Fermentation, 2022

Crossref

10 words — < 1%

40 bioresourcesbioprocessing.springeropen.com

Internet

10 words — < 1%

41 coek.info

Internet

10 words — < 1%

42 ec.europa.eu

Internet

10 words — < 1%

43 vital.seals.ac.za:8080

Internet

10 words — < 1%

44 www.intechopen.com

Internet

10 words — < 1%

45 "Bioremediation and Sustainable Technologies for Cleaner Environment", Springer Science and Business Media LLC, 2017

Crossref

9 words — < 1%

46 "Microbial Diversity in Ecosystem Sustainability and Biotechnological Applications", Springer Science and Business Media LLC, 2019 9 words — < 1%
Crossref

47 Aleksandra Wawro, Jolanta Batog, Weronika Gieparda. "Chemical and Enzymatic Treatment of Hemp Biomass for Bioethanol Production", Applied Sciences, 2019 9 words — < 1%
Crossref

48 Dongyang Liu, Ruifu Zhang, Xingming Yang, Hongsheng Wu, Dabing Xu, Zhu Tang, Qirong Shen. "Thermostable cellulase production of *Aspergillus fumigatus* Z5 under solid-state fermentation and its application in degradation of agricultural wastes", International Biodeterioration & Biodegradation, 2011 9 words — < 1%
Crossref

49 M. Akbari, F. Dadadashian, S. S. Kordestani, M. Xue, C. J. Jackson. "Enzymatic modification of regenerated cellulosic fabrics to improve bacteria sorption properties", Journal of Biomedical Materials Research Part A, 2013 9 words — < 1%
Crossref

50 R.F. Anderson, K.B. Patel, G.E. Adams. "Critical Residues in D-amino Acid Oxidase a Pulse-radiolysis and Inactivation Study", International Journal of Radiation Biology and Related Studies in Physics, Chemistry and Medicine, 2009 9 words — < 1%
Crossref

51 Shen, Zhenhua. "Visualization and Quantification of Cancer-Associated Enzymes with Fluorescent Small-Molecule Substrate Probes", Louisiana State University and Agricultural & Mechanical College, 2022 9 words — < 1%

-
- 52 Shweta Singh, Arun Dhillon, Arun Goyal. "Enhanced catalytic efficiency of *Bacillus amyloliquefaciens* SS35 endoglucanase by ultraviolet directed evolution and mutation analysis", *Renewable Energy*, 2020
Crossref 9 words — < 1%
-
- 53 acikerisim.medipol.edu.tr
Internet 9 words — < 1%
-
- 54 www.locus.ufv.br
Internet 9 words — < 1%
-
- 55 www.researchgate.net
Internet 9 words — < 1%
-
- 56 "Waste to Wealth", Springer Science and Business Media LLC, 2018
Crossref 8 words — < 1%
-
- 57 Aditi David, Tanvi Govil, Abhilash Tripathi, Julie McGeary, Kylie Farrar, Rajesh Sani. "Thermophilic Anaerobic Digestion: Enhanced and Sustainable Methane Production from Co-Digestion of Food and Lignocellulosic Wastes", *Energies*, 2018
Crossref 8 words — < 1%
-
- 58 Albuquerque, Erica Dutra, Fernando Araripe Gonçalves Torres, A. Alberto Ribeiro Fernandes, and Patricia M.B. Fernandes. "Combined effects of high hydrostatic pressure and specific fungal cellulase improve coconut husk hydrolysis", *Process Biochemistry*, 2016.
Crossref 8 words — < 1%
-
- 59 Arun Athmanathan, Parisa Fallahi, Terry Lash, Sabrina Trupia. "A Demonstration of the Consistency of Maize Stover Pretreatment by Soaking in

Aqueous Ammonia from Bench to Pilot-Scale", BioEnergy Research, 2018

Crossref

60 Carvalho, M. L., R. Sousa Jr., U. F. Rodríguez-Zúñiga, C. A. G. Suarez, D. S. Rodrigues, R. C. Giordano, and R. L. C. Giordano. "Kinetic study of the enzymatic hydrolysis of sugarcane bagasse", Brazilian Journal of Chemical Engineering, 2013.

8 words — < 1%

Crossref

61 Igwilo Christopher Nnaemeka, Egbuna Samuel O, Onoh Maxwell I, Asadu O. Christain, Onyekwulu Chinelo S. "Optimization and kinetic studies for enzymatic hydrolysis and fermentation of colocynthis vulgaris Shrad seeds shell for bioethanol production", Journal of Bioresources and Bioproducts, 2021

8 words — < 1%

Crossref

62 JL Montesinos, E Dalmau, C Casas. "Lipase production in continuous culture of Candida rugosa", Journal of Chemical Technology & Biotechnology, 2003

8 words — < 1%

Crossref

63 Prabuddha Bansal, Mélanie Hall, Matthew J. Realff, Jay H. Lee, Andreas S. Bommarius. "Modeling cellulase kinetics on lignocellulosic substrates", Biotechnology Advances, 2009

8 words — < 1%

Crossref

64 Yu Zhang, Ying Zhang, Miaoja Song, Evangelos Topakas, Qiang Yu, Zhenhong Yuan, Zhongming Wang, Ying Guo. "Combining Michaelis-Menten theory and enzyme deactivation reactions for the kinetic study of enzymatic hydrolysis by different pretreated sugarcane bagasse", Process Biochemistry, 2021

8 words — < 1%

Crossref

65	knowledgecommons.lakeheadu.ca Internet	8 words — < 1%
66	mafiadoc.com Internet	8 words — < 1%
67	onlinelibrary.wiley.com Internet	8 words — < 1%
68	pantheon.ufrj.br Internet	8 words — < 1%
69	pdfs.semanticscholar.org Internet	8 words — < 1%
70	repo.lib.tokushima-u.ac.jp Internet	8 words — < 1%
71	tel.archives-ouvertes.fr Internet	8 words — < 1%
72	Ashwin Gaikwad, Saikat Chakraborty. "Mixing Effects on the Kinetics of Enzymatic Hydrolysis of Avicel for Batch Production of Cellulosic Ethanol", <i>Industrial & Engineering Chemistry Research</i> , 2013 Crossref	7 words — < 1%
73	J. M. CASTANHEIRA. "Numerical solutions of the vertical structure equation and associated energetics", <i>Tellus A</i> , 5/1999 Crossref	7 words — < 1%
74	Mohammed Imran Mousa, Zulkurnain Abdul-Malek, Visa Musa Ibrahim, Ali I. Elgayar et al. "Evaluation and mitigation of underground gas pipeline coating stress due to nearby lightning stroke", 2017 International	7 words — < 1%

Conference on Electrical Engineering and Computer Science (ICECOS), 2017

Crossref

75 Sunil S. Adav, Anita Ravindran, Siu Kwan Sze. "Proteomic Analysis of Temperature Dependent Extracellular Proteins from Grown under Solid-State Culture Condition ", Journal of Proteome Research, 2013 7 words — < 1%

Crossref

76 Yelian Miao, Jie Yu Chen, Xuejian Jiang, Zhou Huang. "Kinetic Studies on the Product Inhibition of Enzymatic Lignocellulose Hydrolysis", Applied Biochemistry and Biotechnology, 2012 7 words — < 1%

Crossref

77 "Biofuels", Springer Science and Business Media LLC, 2009 6 words — < 1%

Crossref

78 "Sustainable Bioconversion of Waste to Value Added Products", Springer Science and Business Media LLC, 2021 6 words — < 1%

Crossref

79 Lloyd, Todd, and Chaogang Liu. "Experimental Enzymatic Hydrolysis Systems", Aqueous Pretreatment of Plant Biomass for Biological and Chemical Conversion to Fuels and Chemicals Wyman/Aqueous Pretreatment of Plant Biomass for Biological and Chemical Conversion to Fuels and Chemicals, 2013. 6 words — < 1%

Crossref

80 Mahdi Khodaverdi, Azam Jeyhanipour, Keikhosro Karimi, Mohammad J. Taherzadeh. "Kinetic modeling of rapid enzymatic hydrolysis of crystalline cellulose after pretreatment by NMMO", Journal of Industrial Microbiology & Biotechnology, 2011 6 words — < 1%

81 Mohammed Y. Areeshi. "Microbial cellulase production using fruit wastes and its applications in biofuels production", International Journal of Food Microbiology, 2022

6 words — < 1%

Crossref

82 Nasir Ali, Abdulmoseen Segun Giwa, Mohnad Abdalla, Xiang Liu. "Alkaline hydrogen peroxide pretreatment of bamboo culm for improved enzymatic release of reducing sugars using recombinant cellulases", Cellulose, 2019

6 words — < 1%

Crossref

83 doi.org

Internet

6 words — < 1%

EXCLUDE QUOTES OFF

EXCLUDE SOURCES OFF

EXCLUDE BIBLIOGRAPHY ON

EXCLUDE MATCHES OFF