

Reaction Kinetics, Mechanisms and Catalysis



AKADÉMIAI KIADÓ

 [Editorial board](#)  [Aims & scope](#)  [Journal updates](#)

Reaction Kinetics, Mechanisms, and Catalysis is an international journal which publishes original contributions in fields such as the kinetics of homogeneous reactions in gas, liquid, and solid phases; homogeneous and heterogeneous catalysis; adsorption in heterogeneous catalysis; transport processes related to reaction kinetics and catalysis; preparation and study of catalysts; reactors and apparatus.

Reaction Kinetics, Mechanisms and Catalysis was formerly published under the title *Reaction Kinetics and Catalysis Letters*.

- Is a world-wide platform for researchers working in the fields of homogeneous and heterogeneous catalysis, kinetics, and mechanism research
- Publishes detailed accounts of original experimental and theoretical work
- Reviews on current advances in the fields covered by the journal are also considered after previous consultation with the editorial office
- Presents research on the kinetics of homogeneous reactions in gas, liquid, and solid phases; homogeneous and heterogeneous catalysis; and more

— [show less](#)

Editor-in-Chief

Gabor Lente

Publishing model

Hybrid (Transformative Journal). [How to publish with us, including Open Access](#)

1.843 (2021)

Impact factor

1.589 (2021)

Five year impact factor


28 days

Submission to first decision (Median)

197,157 (2021)

Downloads

Latest issue



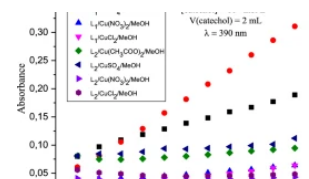
Volume 136

[Issue 1, February 2023](#)

[View all volumes and issues >](#)

Latest articles

[Synthesis of new heterocyclic ligands and study of the catecholase activity of catalysts based on copper\(II\).](#)



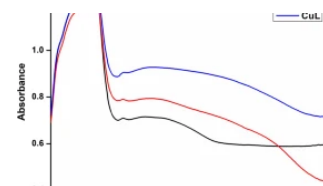
Nadia Bouroumane, Mohamed El Boutaybi ... Mohamed Abboud

OriginalPaper | Published: 05 April 2023

[Investigation on the effect of electron beam impact on chitosan anchored mixed ligand Schiff base complexes for cyclohexane oxidation](#)

P. R. Sagunthala Devi, S. Theodore David ... S. Daniel Abraham

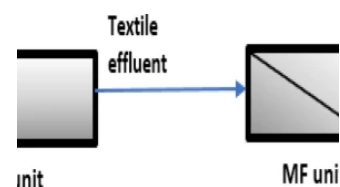
OriginalPaper | Published: 03 April 2023



[Optimization of textile wastewater treatment by electrocoagulation-microfiltration using recycled electrodes and Box-Behnken design](#)

Kenza Elhadeuf, Nabil Bougdah ... Fouzia Balaska

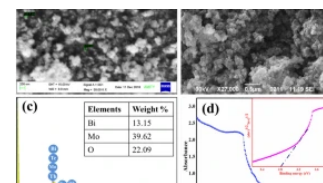
OriginalPaper | Published: 03 April 2023



[A sustainable approach for the removal of toxic 4-nitrophenol in the presence of H₂O₂ using visible light active Bi₂MoO₆ nanomaterial synthesized via continuous flow method](#)

Brijesh Kumar Shukla, Mayank Kumar Gautam ... Seema Garg


OriginalPaper | Published: 03 April 2023



[Improving the hydrogenation pathway from the dibenzothiophene \(DBT\) Hydrodesulfurization \(HDS\) reaction using alloys of bulk Ni_xCoyborides](#)

Carlos F. Linares & Sylvette Brunet

OriginalPaper | Published: 03 April 2023



 This journal has [145 open access articles](#)

[View all articles >](#)

Journal updates

RKMC 2021



The 2nd International Conference on Reaction Kinetics, Mechanisms and Catalysis will take place from 3-6 June 2020 in Budapest, Hungary.

Researchers from all over the world are invited to attend the meeting, present their most recent research and take part in the discussions. The main topics in 2020 will cover sustainable and green chemistry, energy-related challenges, nanoparticles, combustion, reaction mechanisms, photocatalysis, and a special mini-symposium is planned on the theory and practice of stochastic and deterministic reaction kinetics.

Early bird registration closes on 15 January 2020, so be sure not to miss out!

<https://rkmc.akcongress.com/index.php/registration>

Akadémiai Kiadó

Akadémiai Kiadó, founded in 1828 by the Hungarian Academy of Sciences (HAS), is Hungary's oldest continuously operating publishing house. Their mission is to promote Hungarian and international science, that is, to publish the new discoveries in various areas of science, to effectively support information exchange amongst scientists on a

global level, and to make scientific results a public property for all who seek valuable and reliable knowledge.

[View all updates >](#)

Societies, partners and affiliations

[Akadémiai Kiadó](#)



AKADÉMIAI KIADÓ



You have access to our articles

For authors

[Submission guidelines](#)

[Manuscript editing services](#)

[Ethics & disclosures](#)

[Open Access fees and funding](#)

[Contact the journal](#)

[Submit manuscript](#)



Working on a manuscript?

Avoid the most common mistakes and prepare your manuscript for journal editors.

[Learn more](#) →

Explore

[Online first articles](#)[Volumes and issues](#)[Collections](#)[Sign up for alerts](#)

About this journal

Electronic ISSN Print ISSN

1878-5204

1878-5190

Co-Publisher information

Co-publication with Akadémiai Kiadó, Budapest, Hungary

Visit Co-Publisher Site: [Link to Akadémiai Kiadó](#)**Abstracted and indexed in**

BFI List

Baidu

CLOCKSS

CNKI

CNPIEC

Chemical Abstracts Service (CAS)

Chimica

Current Contents/Physical, Chemical and Earth Sciences

Dimensions

EBSCO Discovery Service

EI Compendex

Google Scholar

INIS Atomindex

Japanese Science and Technology Agency (JST)

Journal Citation Reports/Science Edition

Naver

OCLC WorldCat Discovery Service

Portico

ProQuest-ExLibris Primo

ProQuest-ExLibris Summon

Reaction Citation Index

SCImago

SCOPUS

Science Citation Index

Science Citation Index Expanded (SCIE)

Semantic Scholar

TD Net Discovery Service

UGC-CARE List (India)

Wanfang

Copyright information

[Rights and permissions](#)

[Springer policies](#)

© Akadémiai Kiadó, Budapest, Hungary



Publish with us

[Authors & Editors](#)

[Journal authors](#)

[Publishing ethics](#)

[Open Access & Springer](#)

Discover content

[SpringerLink](#)

[Books A-Z](#)

[Journals A-Z](#)

[Video](#)

Other services

[Instructors](#)

[Librarians \(Springer Nature\)](#)

[Societies and Publishing Partners](#)

[Advertisers](#)

[Shop on Springer.com](#)

About Springer

[About us](#)

[Help & Support](#)

[Contact us](#)

[Press releases](#)

[Impressum](#)

Legal

[General term & conditions](#)

[California Privacy Statement](#)

[Rights & permissions](#)

[Privacy](#)

[How we use cookies](#)

[Manage cookies/Do not sell my data](#)


[Accessibility](#)

Not logged in - 198.11.0.28

King Fahd Univ of Petroleum & Minerals, Dept of Mathematics & (2000544432) - Saudi Digital Library SDL Alworood District, Unit 1 (3000181415)

SPRINGER NATURE

© 2023 Springer Nature Switzerland AG. Part of [Springer Nature](#).



Reaction Kinetics, Mechanisms and Catalysis



AKADÉMIAI KIADÓ

[Reaction Kinetics, Mechanisms and Catalysis](#) > [Editors](#)

Editors

EDITOR-IN-CHIEF:

Gábor Lente, PhD, Department of Physical Chemistry, University of Pécs, Pécs, Hungary.
E-mail: reac@gamma.ttk.pte.hu

ASSOCIATE EDITOR:

András Sápi, University of Szeged, Hungary;

EDITORIAL ADVISORY BOARD:

M.T. Ashby, The University of Oklahoma, Norman, OK, USA

M. Bartok, University of Szeged, Szeged, Hungary

M.G. Basallote, University of Cádiz, Puerto Real, Spain

G. Bazsa, University of Debrecen, Hungary

N. Brasch, Auckland University of Technology, New Zealand

D. Constales, Ghent University, Belgium

Ž. Čupić, Belgrade, University of Belgrade, Serbia

I. Fábián, University of Debrecen, Hungary

R. Gomez, Universidad Autonoma Metropolitana, Iztapalapa, Mexico

J.T. Groves, Princeton University, NJ, USA

C. L. Hill, Emory University, Atlanta, GA, USA

B.R. James, University of British Columbia, Vancouver, Canada

F. Joó, University of Debrecen, Hungary

V.N. Parmon, Boreskov Institute of Catalysis, Novosibirsk, Russia

S. Salvestrini, University of Campania "Luigi Vanvitelli", Italy

Z. Schay, Institute of Isotopes, Hungarian Academy of Sciences, Budapest, Hungary

S. Scott, University of California at Santa Barbara, CA, USA

P. Sipos, University of Szeged, Hungary

G. Speier, University of Pannonia, Veszprém, Hungary

G.A. Somorjai, University of California, Berkeley, USA

R. Tóth, Swiss Federal Laboratories for Materials Science and Technology Zürich, Switzerland

R. van Eldik, University of Erlangen-Nuremberg, Germany and Jagiellonian University, Krakow, Poland

J. Zádor, Sandia National Laboratories, Livermore, CA, USA.



You have access to our articles

For authors

[Submission guidelines](#)

[Manuscript editing services](#)

[Ethics & disclosures](#)

[Open Access fees and funding](#)

[Contact the journal](#)

Submit manuscript



Working on a manuscript?

Avoid the most common mistakes and prepare your manuscript for journal editors.

[Learn more](#) →

Explore

[Online first articles](#)

[Volumes and issues](#)

[Collections](#)

[Sign up for alerts](#)



Springer

Publish with us

[Authors & Editors](#)

[Journal authors](#)

[Publishing ethics](#)

[Open Access & Springer](#)

Discover content

[SpringerLink](#)

[Books A-Z](#)

[Journals A-Z](#)

[Video](#)

Other services

[Instructors](#)

[Librarians \(Springer Nature\)](#)

[Societies and Publishing Partners](#)

[Advertisers](#)

[Shop on Springer.com](#)

About Springer

[About us](#)

[Help & Support](#)

[Contact us](#)

[Press releases](#)

[Impressum](#)

Legal

[General term & conditions](#)

[California Privacy Statement](#)

[Rights & permissions](#)

[Privacy](#)

[How we use cookies](#)


[Manage cookies/Do not sell my data](#)

[Accessibility](#)

Not logged in - 198.11.0.28

King Fahd Univ of Petroleum & Minerals, Dept of Mathematics & (2000544432) - Saudi Digital Library SDL Alworood District, Unit 1 (3000181415)

© 2023 Springer Nature Switzerland AG. Part of [Springer Nature](#).



Reaction Kinetics, Mechanisms and Catalysis



AKADÉMIAI KIADÓ

[Reaction Kinetics, Mechanisms and Catalysis](#) > Online first articles

Search within journal

Online first articles

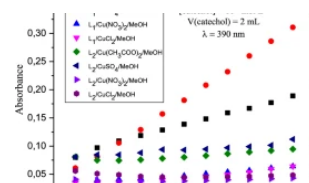
Articles not assigned to an issue

36 articles

[Synthesis of new heterocyclic ligands and study of the catecholase activity of catalysts based on copper\(II\)](#)

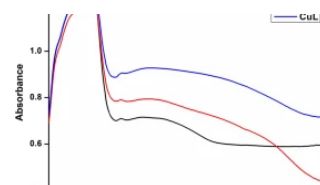
Nadia Bouroumane, Mohamed El Boutaybi ... Mohamed Abboud

OriginalPaper | Published: 05 April 2023



[Investigation on the effect of electron beam impact on chitosan anchored mixed ligand Schiff base complexes for cyclohexane oxidation](#)

P. R. Sagunthala Devi, S. Theodore David ... S. Daniel Abraham

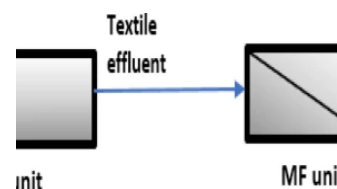


OriginalPaper | Published: 03 April 2023

[Optimization of textile wastewater treatment by electrocoagulation-microfiltration using recycled electrodes and Box-Behnken design](#)

Kenza Elhadeuf, Nabil Bougdah ... Fouzia Balaska

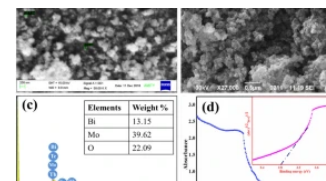
OriginalPaper | Published: 03 April 2023



[A sustainable approach for the removal of toxic 4-nitrophenol in the presence of H₂O₂ using visible light active Bi₂MoO₆ nanomaterial synthesized via continuous flow method](#)

Brijesh Kumar Shukla, Mayank Kumar Gautam ... Seema Garg


OriginalPaper | Published: 03 April 2023



[Improving the hydrogenation pathway from the dibenzothiophene \(DBT\) Hydrodesulfurization \(HDS\) reaction using alloys of bulk Ni_xCo_yborides](#)

Carlos F. Linares & Sylvette Brunet

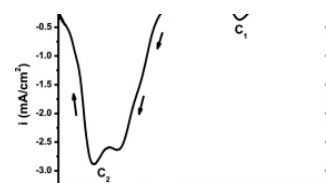
OriginalPaper | Published: 03 April 2023



[Electroplating kinetics and mechanism of nanostructured indium selenide thin films](#)

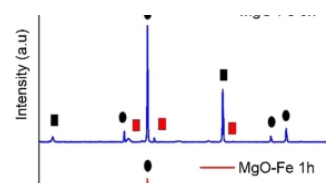
Oualid Dilmi & Mohamed Benaicha

OriginalPaper | Published: 03 April 2023



[Sono-assisted degradation of rhodamine B using the Fe modified MgO nanostructures: characterization and catalytic activity.](#)

Mania Terki, Salim Triaa ... Mohamed Trari

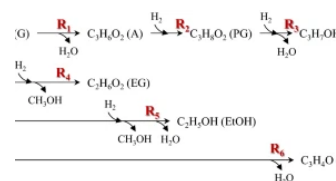


OriginalPaper | Published: 02 April 2023

[Kinetic modeling of hydrogenolysis of glycerol to 1,2-propanediol using a chromium-free Ni-Cu-SiO₂ nanocomposite catalyst](#)

Yesol Woo, Maeum Lee ... Myung-June Park

OriginalPaper | Published: 01 April 2023



[Structural stability and catalytic activity of calcium glycerolates in soybean oil methyl transesterification reactions](#)

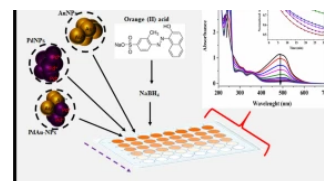
Fábio S. Lisboa, Eline B. Ferreira ... Fabiano R. Silva

OriginalPaper | Published: 01 April 2023



[Colloidal metal nanocatalysts to advance orange II hydrogenolysis tracked by a microplate reader](#)


Oluwatayo Racheal Onisuru, Ali K. Ilunga ... Reinout Meijboom

OriginalPaper | [Open Access](#) | Published: 01 April 2023

[Comparative influence of adsorption assisted magnetic mesoporous TiO₂ photocatalyst for the removal of methylene blue and rhodamine B](#)

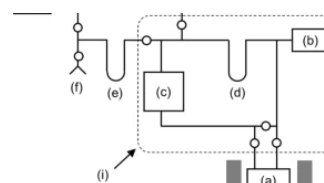
Beyhan Erdem, Samet Sevinç ... Ramis Mustafa Öksüzoğlu

OriginalPaper | Published: 01 April 2023



[Dissociative H₂ adsorption on 1-butyl-3-methylimidazolium-exchanged mordenite monitored by Infrared spectroscopy](#)

Eisuke Yoda & Ryota Osuga

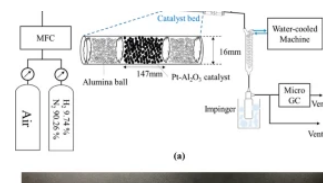


OriginalPaper | Published: 20 March 2023

[Experimental studies of water recovered from Pt/Al₂O₃ catalyst combustion](#)

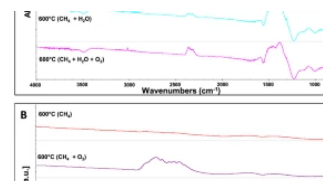
Mostafa El-Shafie & Shinji Kambara

OriginalPaper | Published: 20 March 2023



[Fourier transform infrared spectroscopic studies of methane and liquefied natural gas reforming processes on Ni/CeO₂ catalyst](#)

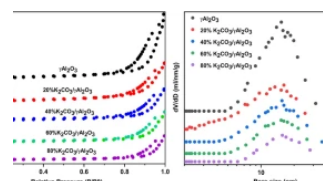
Pawel Mierczynski, Agnieszka Mierczynska-Vasilev ... Malgorzata I. Szykowska-Jozwik

OriginalPaper | [Open Access](#) | Published: 20 March 2023

[Efficient conversion of vinyltrimethoxysilane to vinyltris\(β-methoxyethoxy\)silane through economic γ-Al₂O₃ loaded with K₂CO₃](#)

Haitang Su, Zhixiu Yang ... Jin Zhang

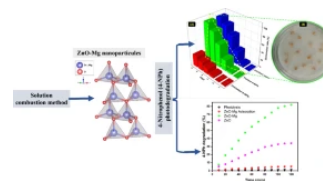
OriginalPaper | Published: 20 March 2023



[Experimental and theoretical investigation of enhancing the photocatalytic activity of Mg doped ZnO for nitrophenol degradation](#)

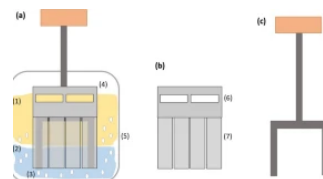
Karim Tanji, Imane El Mrabet ... Abdelhak Kherbeche

OriginalPaper | Published: 20 March 2023



[Glycerolysis–interesterification in high-shear reactor using sodium silicate catalyst: effect of mixing rate on reaction kinetics](#)

Inasanti Pandan Wangi, Supriyanto ... Chusnul Hidayat

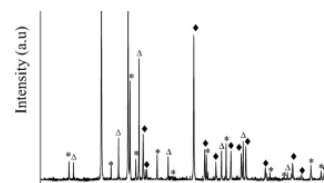


OriginalPaper | Published: 20 March 2023

[Activation of peroxymonosulfate by \$\text{Co}_2\text{SnO}_4/\text{Co}_3\text{O}_4/\text{SnO}_2\$ material for the effective degradation of diclofenac](#)

Soumia Fergani, Hanane Zazoua ... Khaldoun Bachari


OriginalPaper | Published: 20 March 2023



[Catalytic properties of Cu-substituted \$\text{LaMn}_{1-y}\text{Cu}_y\text{O}_3\$ on styrene combustion](#)

Weijia Shen, Ke Li ... Yixin Lin

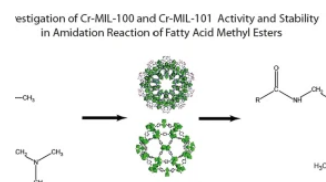
OriginalPaper | Published: 20 March 2023



[Investigation of Cr-MIL-100 and Cr-MIL-101 activity and stability in amidation reaction of fatty acid methyl esters](#)

Konstantin K. Shirshin, Anton L. Esipovich ... Yulia V. Sak


OriginalPaper | Published: 28 February 2023



[Influence of synthesis procedures on the preparation of strontium titanate nanoparticles and photocatalytic application for methylene blue degradation](#)

Emriye Ay & Pelin Sözen Aktaş

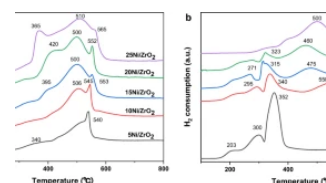
OriginalPaper | Published: 28 February 2023



[Hydrogenation of phenol to cyclohexanol and cyclohexanone on \$\text{ZrO}_2\$ -supported Ni-Co alloy in water](#)

Xing Zhang, Zhongze Wang ... Jixiang Chen

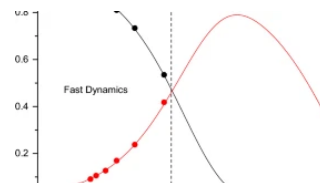
OriginalPaper | Published: 28 February 2023



[Analysis of fast and slow dynamics of chemical kinetics using singular value decomposition](#)

J. Alvarez-Ramirez, M. Meraz & F. Martinez-Martinez

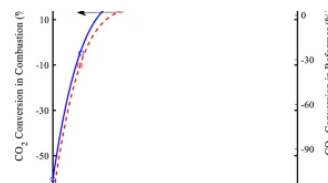
OriginalPaper | Published: 28 February 2023



[The effect of CO₂ feeding on syngas quality in autothermal reforming of methane over Ni-Al₂O₃ catalyst: possibility of CO₂ conversion to hydrogen](#)

E. Aryafard, M. Farsi ... M. R. Rahimpour

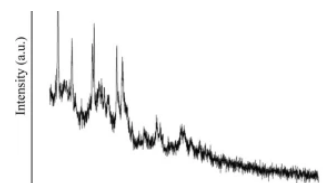
OriginalPaper | Published: 27 February 2023



[Metal-organic frameworks derived Ce_{0.3}Ni_{0.7}O_x carrier improve Pd dispersion and three-way catalytic performance](#)

Jiahao Yang, Zhujuan Lee ... Fushun Tang

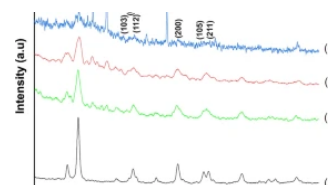
OriginalPaper | Published: 25 February 2023



[Utilization of tannery wastewater as a source of Cr doped into TiO₂ for improving its activity under visible light in the Congo red degradation](#)

Endang Tri Wahyuni, Sri Wahyuni ... Suherman Suherman


OriginalPaper | Published: 25 February 2023



[The promotional effects of Mn on Ni/SiO₂ catalysts for CO methanation](#)

Zhanggui Hou, Yiming Chen ... Yi Zhang

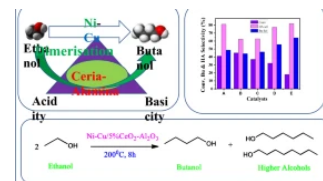
OriginalPaper | Published: 24 February 2023



Bimetallic Ni–Cu/CeO₂–Al₂O₃ catalysts for conversion of ethanol to higher alcohols

Vinayagamoothi Rathinasamy, Ariharan Arjunan ... Shanthi Kannan

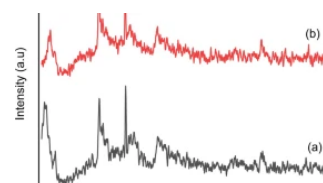
OriginalPaper | Published: 22 February 2023



Catalytic dehydration of 2-propanol over nickel phosphide immobilized on natural bentonite

Hasanudin Hasanudin, Wan Ryan Asri ... Suresh Sagadevan

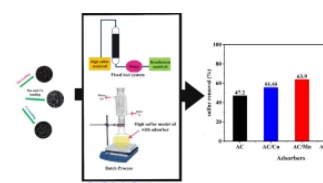
OriginalPaper | Published: 22 February 2023



Influence of different nanocomposite carbon-based adsorbers on the adsorption desulfurization of dibenzothiophene in model oil and diesel fuel: a comparative study

Chawan Saiwan Othman, Yousif Mustafa Salih ... Hozan Jalal Saleem

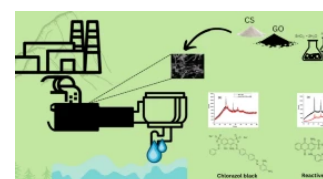
OriginalPaper | Published: 21 February 2023



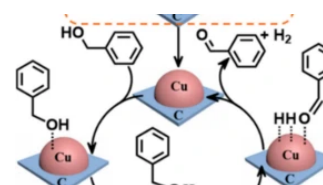
Morphological and structural analysis of Fe/Sn bimetal system and graphene oxide–chitosan modified Fe/Sn composite: a comparative study and their mechanistic role in degradative fixation of chlorazol black and reactive blue 4 from water

Monika Thakur, Harminder Singh ... Rupesh Kumar

OriginalPaper | Published: 20 February 2023



Solvent- and additive-free liquid-phase acceptorless dehydrogenation of benzyl alcohol to benzaldehyde



[catalyzed by carbon-encapsulating Cu nanoparticles: a combined experimental and theoretical study.](#)


Chaoran Meng, Shan Liu ... Zhouyang Long

OriginalPaper | Published: 18 February 2023

[Numerical simulation of a heterogeneous catalytic batch reactor to produce biodiesel from vegetable oil](#)

Román Ramírez-López & Ignacio Elizalde

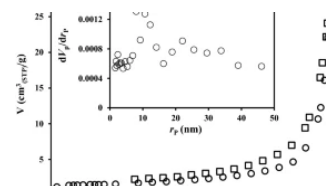
OriginalPaper | Published: 15 February 2023



[Application of mixture experimental design for optimization of nickel catalyst promoted with Cu and Mg and supported by kieselguhr for soybean oil hydrogenation](#)

Y. Shaveisi & S. Sharifnia

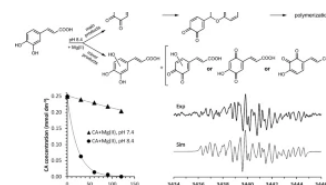
OriginalPaper | Published: 15 February 2023



[Kinetics and mechanism of caffeic acid autoxidation in weakly alkaline aqueous solutions in the presence of Mg\(II\) ions](#)

Goran M. Nikolić, Slavoljub C. Živanović ... Aleksandar M. Veselinović

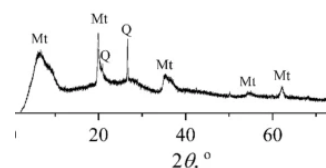
OriginalPaper | Published: 30 January 2023



[The influence of cobalt loading in cobalt-supported aluminum pillared montmorillonite on the kinetic of Oxone® activated oxidative degradation of tartrazine](#)

Sanja Marinović, Tihana Mudrinić ... Aleksandra Milutinović-Nikolić

OriginalPaper | Published: 23 December 2022





You have access to our articles

For authors

[Submission guidelines](#)

[Manuscript editing services](#)

[Ethics & disclosures](#)

[Open Access fees and funding](#)

[Contact the journal](#)

Submit manuscript

Working on a manuscript?



Avoid the most common mistakes and prepare your manuscript for journal editors.

[Learn more](#) →

Explore

[Online first articles](#)

[Volumes and issues](#)


[Collections](#)

Sign up for alerts

[Home](#) > [Reaction Kinetics, Mechanisms and Catalysis](#) > [Article](#)

Published: 22 February 2023

Catalytic dehydration of 2-propanol over nickel phosphide immobilized on natural bentonite

[Hasanudin Hasanudin](#) , [Wan Ryan Asri](#), [Lepa Husnia](#), [Zainal Fanani](#), [Roni Maryana](#), [Muhammad Al Muttaqij](#), [Zongyuan Zhu](#) & [Suresh Sagadevan](#)

Reaction Kinetics, Mechanisms and Catalysis (2023)

61 Accesses | [Metrics](#)

Abstract

This study investigated the fabrication of nickel phosphide immobilized on natural bentonite (NiP/bentonite) as a low-cost catalyst with different metal loadings (mEq/g) to produce diisopropyl ether (DIPE) as a potential gasoline additive. The catalysts were prepared using a simple wet-impregnation method. The physicochemical features of the parent natural bentonite and NiP/bentonite were analyzed using FTIR, SEM–EDX, XRD, N₂ physisorption, and catalyst acidity using the NH₃ gravimetric method. The dehydration reaction was conducted under mild conditions (150 °C for 3 h) using a reflux system. The results suggested that the NiP species did not alter the bentonite structure while increasing its acidity

and surface area properties. Using the 8 mEq/g NiP/bentonite catalyst, a DIPE product of 68.52% was achieved owing to the highly acidic sites of the catalyst and high stability over three cycles. This study highlights the potential of nickel-phosphide-supported natural bentonite in the dehydration reaction for DIPE production.

This is a preview of subscription content, [access via your institution.](#)

Access options

Buy article PDF

39,95 €

Price includes VAT (Saudi Arabia)

Instant access to the full article PDF.

[Rent this article via DeepDyve.](#)

[Learn more about Institutional subscriptions](#)

Data availability

All experimental data in this study is available, and we can show it at any time if anyone wants further

confirmation of the data.

References

1. Chen J, Zhu L (2009) Comparative study of catalytic activity of different Fe-pillared bentonites in the presence of UV light and H₂O₂. *Sep Purif Technol* 67:282–288.
<https://doi.org/10.1016/j.seppur.2009.03.036>
 2. Szostak K, Banach M (2019) Sorption and photocatalytic degradation of methylene blue on bentonite-ZnO–CuO nanocomposite. *J Mol Liq* 286:110859.
<https://doi.org/10.1016/j.molliq.2019.04.136>
 3. Luna FMT, Cecilia JA, Saboya RMA, Barrera D, Sapag K, Rodríguez-Castellón E, Cavalcante CL (2018) Natural and modified montmorillonite clays as catalysts for synthesis of biolubricants. *Materials (Basel)* 11:6–9.
<https://doi.org/10.3390/ma11091764>
 4. Toor M, Jin B, Dai S, Vimonses V (2015) Activating natural bentonite as a cost-effective adsorbent for removal of Congo-red in wastewater. *J Ind Eng Chem* 21:653–661.
<https://doi.org/10.1016/j.jiec.2014.03.033>
-

5. Hasanudin H, Asri WR, Zulaikha IS, Ayu C, Rachmat A, Riyanti F, Hadiah F, Zainul R, Maryana R (2022) Hydrocracking of crude palm oil to a biofuel using zirconium nitride and zirconium phosphide-modified bentonite. *RSC Adv* 12:21916–21925.
<https://doi.org/10.1039/d2ra03941a>

6. Hasanudin H, Asri WR, Said M, Hidayati PT, Purwaningrum W, Novia N, Wijaya K (2022) Hydrocracking optimization of palm oil to bio-gasoline and bio-aviation fuels using molybdenum nitride-bentonite catalyst. *RSC Adv* 12:16431–16443.
<https://doi.org/10.1039/D2RA02438A>

7. Huo J, Min X, Wang Y (2021) Zirconium-modified natural clays for phosphate removal: effect of clay minerals. *Environ Res* 194:110685.
<https://doi.org/10.1016/j.envres.2020.110685>

8. Ma H-r, Hei Y-n, Hua L, Guo Y-y, Yang Y-z, Yu C-l, Qiao X-r (2016) Fabrication of zirconium-pillared montmorillonite porous ceramic as adsorbents for Cr³⁺ removal and recycling. *Ceram Int* 42:14903–14909.
<https://doi.org/10.1016/j.ceramint.2016.06.130>

9. Hasanudin H, Asri WR, Tampubolon K, Riyant F, Purwaningrum W, Wijaya K (2022) Dehydration isopropyl alcohol to diisopropyl ether over molybdenum phosphide pillared bentonite. *Pertanika J Sci Technol* 30:1739–1754.

<https://doi.org/10.47836/pjst.30.2.47>

10. Ngulube T, Gumbo JR, Masindi V, Maity A (2017) An update on synthetic dyes adsorption onto clay based minerals: a state-of-art review. *J Environ Manage* 191:35–57.

<https://doi.org/10.1016/j.jenvman.2016.12.031>

11. Mnasri S, Hamdi N, Frini-Srasra N, Srasra E (2017) Acid–base properties of pillared interlayered clays with single and mixed Zr–Al oxide pillars prepared from Tunisian-interstratified illite–smectite. *Arab J Chem* 10:1175–1183.

<https://doi.org/10.1016/j.arabjc.2014.07.004>

12. Li K, Lei J, Yuan G, Weerachanchai P, Wang JY, Zhao J, Yang Y (2017) Fe-, Ti-, Zr- and Al-pillared clays for efficient catalytic pyrolysis of mixed plastics. *Chem Eng J* 317:800–809.

<https://doi.org/10.1016/j.cej.2017.02.113>

13. Bodman SD, McWhinnie WR, Begon V, Millan M, Suelves I, Lazaro MJ, Herod AA, Kandiyoti R

(2003) Metal-ion pillared clays as hydrocracking catalysts (II): effect of contact time on products from coal extracts and petroleum distillation residues. *Fuel* 82:2309–2321.

[https://doi.org/10.1016/S0016-2361\(03\)00126-1](https://doi.org/10.1016/S0016-2361(03)00126-1)

14. Caglar B, Cubuk O, Demir E, Coldur F, Catir M, Topcu C, Tabak A (2015) Characterization of AlFe-pillared Unye bentonite: a study of the surface acidity and catalytic property. *J Mol Struct* 1089:59–65.

<https://doi.org/10.1016/j.molstruc.2015.02.034>

15. Mahadevan H, Anoop Krishnan K, Pillai RR, Sudhakaran S (2020) Stirring-ageing technique to develop zirconium-pillared bentonite clay along with its surface profiling using various spectroscopic techniques. *Res Chem Intermed* 46:639–660. <https://doi.org/10.1007/s11164-019-03982-2>

16. Agustian E, Rinaldi N, Adillina IB, Sulaswatty A, Kusuma DA (2018) Preparation of aluminium and cobalt pillared bentonite using ultrasonic treatment for vanillin catalyst. *AIP Conf Proc* 2024:020044.

<https://doi.org/10.1063/1.5064330>

17. Widjaya RR, Saridewi N, Putri AA, Rinaldi N, Dwiatmoko AA (2021) Fe-Cr pillared clay as catalysts for the ethanol to gasoline conversion. IOP Conf Ser Mater Sci Eng 1011:012008.
<https://doi.org/10.1088/1757-899X/1011/1/012008>

18. Mai NTL, Bach LG, Nhac-Vu HT, Bui QB (2020) Hierarchical star-like molybdenum phosphides nanostructures decorated graphene on 3D foam as self-supported electrocatalyst for hydrogen evolution reaction. Solid State Sci 101:106143.
<https://doi.org/10.1016/j.solidstatesciences.2020.106143>

19. Alvarez-Galvan MC, Campos-Martin JM, Fierro JLG (2019) Transition metal phosphides for the catalytic hydrodeoxygenation of waste oils into green diesel. Catalysts 9:293.
<https://doi.org/10.3390/catal9030293>

20. de Souza PM, Inocência CVM, Perez VI, Rabelo-Neto RC, Gonçalves VOO, Jacobs G, Richard F, da Silva VT, Noronha FB (2020) Hydrodeoxygenation of phenol using nickel phosphide catalysts. Study of the effect of the support. Catal Today 356:366–375.
<https://doi.org/10.1016/j.cattod.2019.08.028>

21. Gonçalves VOO, de Souza PM, Cabioc'h T, da Silva VT, Noronha FB, Richard F (2017) Hydrodeoxygenation of m-cresol over nickel and nickel phosphide based catalysts. Influence of the nature of the active phase and the support. *Appl Catal B Environ* 219:619–628.
<https://doi.org/10.1016/j.apcatb.2017.07.042>

22. Song H, Zhang FY, Jin ZS, Wang HY, Zhu YJ, Song HL (2014) Effect of the reduction temperature on nickel phosphide catalyst structure and catalytic activity for hydrodesulfurization. *Adv Mater Res* 1025–1026:782–786.
<https://doi.org/10.4028/www.scientific.net/AMR.1025-1026.782>

23. Boullosa-Eiras S, Lødeng R, Bergem H, Stöcker M, Hannevold L, Blekkan EA (2014) Catalytic hydrodeoxygenation (HDO) of phenol over supported molybdenum carbide, nitride, phosphide and oxide catalysts. *Catal Today* 223:44–53.
<https://doi.org/10.1016/j.cattod.2013.09.044>

24. Akhmetzyanova U, Tišler Z, Sharkov N, Skuhrovcová L, Pelíšková L, Kikhtyanin O, Mäki-Arvela P, Opanasenko M, Peurla M, Murzin DY (2019) Molybdenum nitrides,

carbides and phosphides as highly efficient catalysts for the (Hydro)deoxygenation reaction.

ChemistrySelect 4:8453–8459.

<https://doi.org/10.1002/slct.201901634>

25. Zhao HY, Li D, Bui P, Oyama ST (2011) Hydrodeoxygenation of guaiacol as model compound for pyrolysis oil on transition metal phosphide hydroprocessing catalysts. *Appl Catal A Gen* 391:305–310.

<https://doi.org/10.1016/j.apcata.2010.07.039>

26. Ruangudomsakul M, Osakoo N, Wittayakun J, Keawkumay C, Butburee T, Youngjan S, Faungnawakij K, Poo-arporn Y, Kidkhunthod P, Khemthong P (2021) Hydrodeoxygenation of palm oil to green diesel products on mixed-phase nickel phosphides. *Mol Catal*.

<https://doi.org/10.1016/j.mcat.2021.111422>

27. González-castaño M, Le SE, Berry C, Pastor-pérez L, Arellano-garcía H, Wang Q, Reina TR (2021) Nickel phosphide catalysts as efficient systems for CO₂ upgrading via dry reforming of methane. *Catalysts* 11:1–11.

<https://doi.org/10.3390/catal11040446>

28. Yu Y, Chen Q, Li J, Rao P, Li R, Du Y, Jia C, Huang W, Luo J, Deng P, Shen Y, Tian X (2022)

Progress in the development of heteroatom-doped nickel phosphates for electrocatalytic water splitting. *J Colloid Interface Sci* 607:1091–1102.

<https://doi.org/10.1016/j.jcis.2021.09.032>

29. Zhao Y, Wang S, Li N, Zhang Q, Li G, Shen J (2019) Synthesis of nickel phosphide nanorods for hydrotreating reactions. *Catal Commun* 124:67–70.

<https://doi.org/10.1016/j.catcom.2019.03.006>

30. Wagner JL, Jones E, Sartbaeva A, Davis SA, Torrente-Murciano L, Chuck CJ, Ting VP (2018) Zeolite Y supported nickel phosphide catalysts for the hydrodenitrogenation of quinoline as a proxy for crude bio-oils from hydrothermal liquefaction of microalgae. *Dalt Trans* 47:1189–1201.

<https://doi.org/10.1039/c7dt03318d>

31. Ahmadi S, Almasi M (2020) Experimental and modeling study of diisopropyl ether and 2-alkanol; PC-SAFT model and free volume theory. *J Chem Thermodyn* 142:106025.

<https://doi.org/10.1016/j.jct.2019.106025>

32. Kale AV, Krishnasamy A (2022) Investigations on load range extension of a homogeneous

charge compression ignited light-duty diesel engine operated with diisopropyl ether and gasoline blends. *Fuel*.

<https://doi.org/10.1016/j.enconman.2022.1153>

73

33. Fan X, Sun W, Liu Z, Gao Y, Yang J, Yang B, Law CK (2021) Exploring the oxidation chemistry of diisopropyl ether: jet-stirred reactor experiments and kinetic modeling. *Proc Combust Inst* 38:321–328.

<https://doi.org/10.1016/j.proci.2020.06.242>

34. Armenta MA, Valdez R, Silva-Rodrigo R, Olivas A (2019) Diisopropyl ether production via 2-propanol dehydration using supported iron oxides catalysts. *Fuel* 236:934–941.

<https://doi.org/10.1016/j.fuel.2018.06.138>

35. Escobar J, De Los Reyes JA, Viveros T, Valle-Orta M, Barrera MC (2015) Compensation in the isopropyl alcohol dehydration over sol–gel $\text{Al}_2\text{O}_3\text{–TiO}_2$ oxides: effect of calcining temperature. *Fuel* 149:109–117.

<https://doi.org/10.1016/j.fuel.2014.09.016>

36. Bedia J, Ruiz-Rosas R, Rodríguez-Mirasol J, Cordero T (2010) A kinetic study of 2-propanol dehydration on carbon acid catalysts. *J Catal*

271:33–42.

<https://doi.org/10.1016/j.jcat.2010.01.023>

37. Turek W, Haber J, Krowiak A (2005) Dehydration of isopropyl alcohol used as an indicator of the type and strength of catalyst acid centres. *Appl Surf Sci* 252:823–827.
<https://doi.org/10.1016/j.apsusc.2005.02.059>
-
38. Gómez-Gutiérrez CM, Luque PA, Guerra-Rivas G, López-Sánchez JA, Armenta MA, Quintana JM, Olivas A (2015) Solvothermal synthesis of nickel-tungsten sulfides for 2-propanol dehydration. *Scanning* 37:165–171.
<https://doi.org/10.1002/sca.21194>
-
39. Tang X, Bumüller D, Lim A, Schneider J, Heiz U, Ganteför G, Fairbrother DH, Bowen KH (2014) Catalytic dehydration of 2-propanol by size-selected $(\text{WO}_3)_n$ and $(\text{MoO}_3)_n$ metal oxide clusters. *J Phys Chem C* 118:29278–29286.
<https://doi.org/10.1021/jp505440g>
-
40. Lin J, Jiang B, Zhan Y (2018) Effect of pre-treatment of bentonite with sodium and calcium ions on phosphate adsorption onto zirconium-modified bentonite. *J Environ Manage* 217:183–195.
<https://doi.org/10.1016/j.jenvman.2018.03.079>

-
41. Cótica LF, Freitas VF, Santos IA, Barabach M, Anaissi FJ, Miyahara RY, Sarvezuk PWC (2011) Cobalt-modified Brazilian bentonites: preparation, characterisation, and thermal stability. *Appl Clay Sci* 51:187–191.
<https://doi.org/10.1016/j.clay.2010.10.033>
-
42. Zaki T, Mukhtarova GS, Al-Sabagh AM, Soliman FS, Betiha MA, Mahmoud T, Abd El-Raouf M, Afandiyeva NK, Alizade A, Hasanova AB, Abbasov VM (2018) Slurry-phase catalytic hydrocracking of mazut (heavy residual fuel oil) using Ni-bentonite. *Pet Sci Technol* 36:1559–1567.
<https://doi.org/10.1080/10916466.2018.1490762>
-
43. Cao Y, Zhou G, Zhou R, Wang C, Chi B, Wang Y, Hua C, Qiu J, Jin Y, Wu S (2020) Green synthesis of reusable multifunctional γ -Fe₂O₃/bentonite modified by doped TiO₂ hollow spherical nanocomposite for removal of BPA. *Sci Total Environ* 708:134669.
<https://doi.org/10.1016/j.scitotenv.2019.134669>
-
44. Sadek SA, Solyman SM, Abdel-Samad HS, Hassan SA (2010) Catalytic behavior of cobalt

(II) phthalocyanine immobilized on bentonite clay in bulk polymerization of methyl methacrylate. *Int J Polym Mater Polym Biomater* 59:353–369.

<https://doi.org/10.1080/00914030903478925>

45. Wu X, Li J, Li Y, Wen Z (2021) NiFeP-MoO₂ hybrid nanorods on nickel foam as high-activity and high-stability electrode for overall water splitting. *Chem Eng J* 409:128161.

<https://doi.org/10.1016/j.cej.2020.128161>

46. El-Nagar DA, Sary DH (2021) Synthesis and characterization of nano bentonite and its effect on some properties of sandy soils. *Soil Tillage Res* 208:104872.

<https://doi.org/10.1016/j.still.2020.104872>

47. Li S-w, Pan J, Zhu D-q, Guo Z-q, Xu J-w, Chou J-l (2020) Synthesis, characterization and properties of organically compounded bentonite by molecular intercalation process. *J Iron Steel Res Int* 27:1127–1136.

<https://doi.org/10.1007/s42243-020-00385-1>

48. Pajarito BB, Castañeda KC, Jeresano SDM, Repoquit DAN (2018) Reduction of offensive odor from natural rubber using zinc-modified

bentonite. *Adv Mater Sci Eng* 2018:9102825.

<https://doi.org/10.1155/2018/9102825>

49. Ravari MH, Sarrafi A, Tahmooresi M (2020) Synthesizing and characterizing the mixed Al, Cu-pillared and copper doped Al-pillared bentonite for electrocatalytic reduction of CO₂. *South African J Chem Eng* 31:1–6.

<https://doi.org/10.1016/j.sajce.2019.10.001>

50. Zong P, Shao M, Xu X, Xu M, Yan N, Wang S, Yang Y, Chen J, Qiu Z (2022) Prediction and optimization of removal performance for europium onto phosphate decorated zirconium-based metal–organic framework nanocomposites: Structure-activity relationship and mechanism evaluation. *J Mol Liq* 360:119565.

<https://doi.org/10.1016/j.molliq.2022.119565>

51. Bhatt R, Ageetha V, Rathod SB, Padmaja P (2019) Self-assembled chitosan-zirconium phosphate nanostructures for adsorption of chromium and degradation of dyes. *Carbohydr Polym* 208:441–450.

<https://doi.org/10.1016/j.carbpol.2018.12.077>

52. Zhao Y, Yan S, He Y, Li Z, Li C, Li H (2022) Synthesis of ultrathin α -zirconium phosphate

functionalized with polypyrrole for reinforcing the anticorrosive property of waterborne epoxy coating. *Colloids Surfaces A Physicochem Eng Asp*.

<https://doi.org/10.1016/j.colsurfa.2021.128052>

53. Wang J, Wei Y, Wang J, Zhang X, Wang Y, Li N (2022) Simultaneous immobilization of radionuclides Sr and Cs by sodium zirconium phosphate type ceramics and its chemical durability. *Ceram Int* 48:12772–12778.

<https://doi.org/10.1016/j.ceramint.2022.01.147>

54. Babu AT, Antony R (2019) Clay semiconductor hetero-system of SnO₂/bentonite nanocomposites for catalytic degradation of toxic organic wastes. *Appl Clay Sci* 183:105312.

<https://doi.org/10.1016/j.clay.2019.105312>

55. de Nazaré de Oliveira A, de Lima MAB, de Oliveira Pires LH, da Silva MR, da Luz PTS, Angélica RS, da Rocha Filho GN, da Costa CEF, Luque R, do Nascimento LAS (2019) Bentonites modified with phosphomolybdic heteropolyacid (HPMo) for biowaste to biofuel production. *Materials* 12:1431.

<https://doi.org/10.3390/ma12091431>

56. Kadeche A, Ramdani A, Adjdir M, Guendouzi A, Taleb S, Kaid M, Deratani A (2020) Preparation, characterization and application of Fe-pillared bentonite to the removal of Coomassie blue dye from aqueous solutions. *Res Chem Intermed* 46:4985–5008.

<https://doi.org/10.1007/s11164-020-04236-2>

57. Abdou MI, Al-sabagh AM, Dardir MM (2013) Evaluation of Egyptian bentonite and nano-bentonite as drilling mud. *Egypt J Pet* 22:53–59.

<https://doi.org/10.1016/j.ejpe.2012.07.002>

58. Wang YY, Chen BH (2016) High-silica zeolite beta as a heterogeneous catalyst in transesterification of triolein for biodiesel production. *Catal Today* 278:335–343.

<https://doi.org/10.1016/j.cattod.2016.03.012>

59. Cortés JC, Muñoz M, Macías L, Molina R, Moreno S (2017) Incorporation of Ni and Mo on delaminated clay by auto-combustion and impregnation for obtaining decane hydroconversion catalysts. *Catal Today* 296:205–213.

<https://doi.org/10.1016/j.cattod.2017.08.028>

60. Moma J, Baloyi J, Ntho T (2018) Synthesis and characterization of an efficient and stable Al/Fe

pillared clay catalyst for the catalytic wet air oxidation of phenol. RSC Adv 8:30115–30124.
<https://doi.org/10.1039/c8ra05825c>

61. Bertella F, Pergher SBC (2017) Reuse of pillaring agent in sequential bentonite pillaring processes. Materials.
<https://doi.org/10.3390/ma10070705>

62. Mirzan M, Wijaya K, Falah II, Trisunaryanti W (2019) Synthesis and characterization of Ni/ZrO₂-bentonite. Asian J Chem 31:229–234

63. Wijaya K, Kurniawan MA, Saputri WD, Trisunaryanti W, Mirzan M, Hariani PL, Tikoalu AD (2021) Synthesis of nickel catalyst supported on ZrO₂/SO₄ pillared bentonite and its application for conversion of coconut oil into gasoline via hydrocracking process. J Environ Chem Eng 9:105399.
<https://doi.org/10.1016/j.jece.2021.105399>

64. Hauli L, Wijaya K, Syoufian A (2020) Fuel production from LDPE-based plastic waste over chromium supported on sulfated zirconia. Indones J Chem 20:422–429.
<https://doi.org/10.22146/ijc.45694>

65. Utami M, Safitri R, Fajar Pradipta M, Wijaya K, Woong Chang S, Ravindran B, Ovi D, Rajabathar JR, Poudineh N, Moonsamy Gengan R (2022) Enhanced catalytic conversion of palm oil into biofuels by Cr-incorporated sulphated zirconia. *Mater Lett* 309:131472.
<https://doi.org/10.1016/j.matlet.2021.131472>

66. Wijaya K, Nadia A, Dinana A, Pratiwi AF, Tikoalu AD, Wibowo AC (2021) Catalytic hydrocracking of fresh and waste frying oil over Ni-and Mo-based catalysts supported on sulfated silica for biogasoline production. *Catalysts* 11:1150.
<https://doi.org/10.3390/catal11101150>

67. Wijaya K, Malau LLM, Utami M, Mulijani S, Patah A, Wibowo AC, Chandrasekaran M, Rajabathar JR, Al-Lohedan HA (2021) Synthesis, characterizations and catalysis of sulfated silica and nickel modified silica catalysts for diethyl ether (DEE) production from ethanol towards renewable energy applications. *Catalysts* 11:1511.
<https://doi.org/10.3390/catal11121511>

68. Said AEAA, El-Aal MA (2018) Effect of different metal sulfate precursors on structural and catalytic performance of zirconia in dehydration

of methanol to dimethyl ether. *J Fuel Chem*

Technol 46:67–74.

[https://doi.org/10.1016/s1872-5813\(18\)30004-](https://doi.org/10.1016/s1872-5813(18)30004-5)

5

69. Ni W, Li D, Zhao X, Ma W, Kong K, Gu Q, Chen

M, Hou Z (2019) Catalytic dehydration of

sorbitol and fructose by acid-modified

zirconium phosphate. *Catal Today* 319:66–75.

<https://doi.org/10.1016/j.cattod.2018.03.034>

70. Hasanudin H, Asri WR, Andini L, Riyanti F,

Mara A, Hadiyah F, Fanani Z (2022) Enhanced

isopropyl alcohol conversion over acidic nickel

phosphate-supported zeolite catalysts. *ACS*

Omega 7:38923–38932.

<https://doi.org/10.1021/acsomega.2c04647>

Acknowledgements

The authors thank the Biofuel Research Group, Biofuel Research Group, Laboratory of Physical Chemistry, Faculty of Mathematics and Natural Science, Universitas Sriwijaya for providing research resources.

Author information

Authors and Affiliations

**Department of Chemistry, Faculty of
Mathematics and Natural Science,
Universitas Sriwijaya, Indralaya, 30662,
Indonesia**

Hasanudin Hasanudin, Wan Ryan Asri, Lepa
Husnia & Zainal Fanani

**Biofuel Research Group, Laboratory of
Physical Chemistry, Faculty of Mathematics
and Natural Science, Universitas Sriwijaya,
Indralaya, 30662, Indonesia**

Hasanudin Hasanudin, Wan Ryan Asri, Lepa
Husnia & Zainal Fanani

**Research Center for Chemistry, Indonesian
Institute of Sciences, Building 452 Kawasan
PUSPIPTEK, Serpong, Tangerang Selatan,
Banten, Indonesia**

Roni Maryana & Muhammad Al Muttaqii

**School of Energy and Power, Jiangsu
University of Science and Technology,
Zhenjiang, 212000, China**

Zongyuan Zhu

**Nanotechnology & Catalysis Research Centre,
Universiti Malaya, 50603, Kuala Lumpur,
Malaysia**

Suresh Sagadevan

Corresponding author

Correspondence to [Hasanudin Hasanudin](#).

Ethics declarations

Conflict of interest

The authors have no competing interests to declare that are relevant to the content of this article.

Additional information

Publisher's Note

Springer Nature remains neutral with regard to jurisdictional claims in published maps and institutional affiliations.

Rights and permissions

Springer Nature or its licensor (e.g. a society or other partner) holds exclusive rights to this article under a publishing agreement with the author(s) or other rightsholder(s); author self-archiving of the accepted manuscript version of this article is solely governed by the terms of such publishing agreement and applicable law.

[Reprints and Permissions](#)

About this article

Cite this article

Hasanudin, H., Asri, W.R., Husnia, L. *et al.* Catalytic dehydration of 2-propanol over nickel phosphide immobilized on natural bentonite. *Reac Kinet Mech Cat* (2023). <https://doi.org/10.1007/s11144-023-02373-4>

Received

Accepted

Published

07 January 2023

14 February 2023

22 February 2023

DOI

<https://doi.org/10.1007/s11144-023-02373-4>

Keywords

Diisopropyl ether **2-propanol dehydration**

Nickel phosphide **Natural bentonite**

Not logged in - 198.11.0.28

King Fahd Univ of Petroleum & Minerals, Dept of Mathematics & (2000544432) - Saudi Digital Library SDL Alworood District, Unit 1 (3000181415)

SPRINGER NATURE

© 2023 Springer Nature Switzerland AG. Part of [Springer Nature](#).



Catalytic dehydration of 2-propanol over nickel phosphide immobilized on natural bentonite

Hasanudin Hasanudin^{1,2} · Wan Ryan Asri^{1,2} · Lepa Husnia^{1,2} ·
Zainal Fanani^{1,2} · Roni Maryana³ · Muhammad Al Muttaqii³ · Zongyuan Zhu⁴ ·
Suresh Sagadevan⁵

Received: 7 January 2023 / Accepted: 14 February 2023
© Akadémiai Kiadó, Budapest, Hungary 2023

Abstract

This study investigated the fabrication of nickel phosphide immobilized on natural bentonite (NiP/bentonite) as a low-cost catalyst with different metal loadings (mEq/g) to produce diisopropyl ether (DIPE) as a potential gasoline additive. The catalysts were prepared using a simple wet-impregnation method. The physico-chemical features of the parent natural bentonite and NiP/bentonite were analyzed using FTIR, SEM–EDX, XRD, N₂ physisorption, and catalyst acidity using the NH₃ gravimetric method. The dehydration reaction was conducted under mild conditions (150 °C for 3 h) using a reflux system. The results suggested that the NiP species did not alter the bentonite structure while increasing its acidity and surface area properties. Using the 8 mEq/g NiP/bentonite catalyst, a DIPE product of 68.52% was achieved owing to the highly acidic sites of the catalyst and high stability over three cycles. This study highlights the potential of nickel-phosphide-supported natural bentonite in the dehydration reaction for DIPE production.

Keywords Diisopropyl ether · 2-propanol dehydration · Nickel phosphide · Natural bentonite

✉ Hasanudin Hasanudin
hasanudin@mipa.unsri.ac.id

- ¹ Department of Chemistry, Faculty of Mathematics and Natural Science, Universitas Sriwijaya, Indralaya 30662, Indonesia
- ² Biofuel Research Group, Laboratory of Physical Chemistry, Faculty of Mathematics and Natural Science, Universitas Sriwijaya, Indralaya 30662, Indonesia
- ³ Research Center for Chemistry, Indonesian Institute of Sciences, Building 452 Kawasan PUSPIPTEK, Serpong, Tangerang Selatan, Banten, Indonesia
- ⁴ School of Energy and Power, Jiangsu University of Science and Technology, Zhenjiang 212000, China
- ⁵ Nanotechnology & Catalysis Research Centre, Universiti Malaya, 50603 Kuala Lumpur, Malaysia

Introduction

Natural bentonite is the most frequently discovered mineral in Asia, particularly in Indonesia. This mineral is a silicate crystal with a layered structure [1]. Natural bentonite can expand and has a high ion exchange capacity, allowing it to absorb large amounts of interlayer cations [2]. This material has been extensively employed in many applications such as biolubricants [3], dye removal [4], hydrocracking catalysts [5, 6], phosphate removal [7], and Cr removal [8]. Under these conditions, the workability of bentonite is insufficient [9]. Because the properties of natural bentonite can be tuned, it is imperative to make modifications to enhance its performance and thus obtain a better product that inherently promotes its utilization for many potential applications [10]. The bentonite modification technique aims to improve the physicochemical features. The development of bentonite-based materials as catalysts and supported catalysts has proliferated because they are inexpensive and readily abundant [11]. In the context of the catalyst, textural and acidity features crucially affect the catalytic activity. One fabrication approach can be established by dispersing or incorporating the active species into the pore and/or the surface bentonite [12].

Presently, various species such as Fe, Ti, Zr, Al [12], Sn, Cr, LDH-based on polyoxo-vanadate and molybdate [13], Al/Fe [14], Zr [15], Co [16], Zr–Al [11], and Fe–Cr [17], have been explored and combined with bentonite. Recently, transition metal phosphide-based catalysts have been explored because of their high catalytic activity and selectivity for hydrogen and oxygen evolution reactions [18]. These materials are phosphorus transition metal compounds that combine the physical features of ceramics, including hardness and strength, with the electrical properties of metals, such as conductivity. Transition metal phosphides have been proposed as favorable catalysts owing to their low cost, abundance, and high efficiency [19]. The metal and P sites on the catalyst surface behave as proton acceptors and hydride receptor centers and are capable of replacing noble metal catalysts such as Pt [20]. The presence of phosphorus, which exerts a “ligand” (or electronic) effect and is geometrically situated at the location of the metal, has been attributed to the outstanding performance of transition metal phosphides [21]. A series of Ni₂P, WP, Fe₂P, CoP, and MoP have been fabricated and employed for the hydrodesulfurization of fuel [22]. Metal phosphide-based catalysts have also been utilized in hydrodeoxygenation reactions [19–21, 23–26].

Among the transition metal phosphide catalysts, nickel phosphide catalysts have been extensively reported to have high surface areas and high catalytic activities for many applications, such as HDS, dehydrogenation, hydrodeoxygenation, electrocatalytic water splitting, and methane dry reforming [27–29]. de Souza et al. [20] have developed the NiP species supported on SiO₂, Al₂O₃, CeO₂, TiO₂, and CeZrO₂. Ruangudomsakul et al. [26] reported that the Ni_xP_y catalyst provided a high green diesel yield in the dehydrogenation of palm oil compared with CoP and CuP. Gonçalves et al. [21] revealed that the Ni₂P-supported ZrO₂ has higher HDO activity than Ni₂P/SiO₂. Wagner et al. [30] developed NiP-supported zeolite Y for quinoline hydrodenitrogenation.

To the best of our knowledge, no research has been done on the preparation of nickel phosphide-supported natural bentonite. The combination of these species provides a positive effect with a highly acidic active site and surface area, as well as a low-cost catalyst. Therefore, in the present study, a nickel phosphide-supported catalyst was used as a model for the dehydration of 2-propanol to diisopropyl ether. Diisopropyl ether (DIPE), as reported in the literature, has the potential to be used as a gasoline additive with the potential to reduce GHG emissions and other GHG emissions [31]. DIPE has good features that can increase the octane number of gasoline fuel and is environmentally friendly [32], compared with other chemicals such as MTBE, ETBE, and TAME [33]. In this regard, various catalysts have been utilized for 2-propanol dehydration [34–39], but nickel phosphide-supported natural bentonite has not been comprehensively discussed. The DIPE product was evaluated using nickel phosphide-supported bentonite and parent natural bentonite. The physicochemical features of the catalyst will be assessed using a series of analyses, such as XRD, FTIR, SEM–EDS, N_2 adsorption–desorption, and total acidity by the gravimetric method. The dehydration product will be investigated using GC–MS.

Experimental

Preparation of nickel phosphide immobilized on bentonite catalysts

In a typical preparation, natural bentonite (200-mesh) from Bayan was first saturated with NaCl solution ($\geq 99.5\%$ purity, Merck), as reported in a previous study [9]. The as-prepared Na-bentonite (5 g) was subsequently dispersed in a 0.1 M $NiCl_2 \cdot 6H_2O$ solution ($\geq 98.0\%$ purity, Merck) with various volumes and stirred for 1 h at room temperature. Afterward, 0.5 M $(NH_4)_2HPO_4$ solution ($\geq 99.0\%$ purity, Merck) was gradually dripped onto the solution until it reached a predetermined volume corresponding to nickel phosphate loadings of 2, 4, 6, and 8 mEq/g of catalyst. The solution was stirred at room temperature, and the temperature was gradually increased until a paste was formed. The paste was dried at 80 °C for 1 day and calcined at 350 °C for 30 min. The as-synthesized nickel phosphate-bentonite (~5 g) was dissolved in 50 mL of DW and reduced using a certain amount of $NaBH_4$ powder ($\geq 96.0\%$, Merck) under a sonicator for 30 min. The powder was separated and dried at 80 °C for 1 day. The 200-mesh dried nickel phosphide-supported bentonite is denoted as NiP/bentonite.

Characterization of catalyst

The phases and crystal structures of Na-bentonite and NiP/bentonite were characterized using a Rigaku Mini Flex 600 Powder Diffractometer. The 2θ range of measurements from 5° to 80° with a step size of 0.0200° and a count time of 0.24 s. Shimadzu FTIR 8201 (KBr pellet method) was used to analyze the functional groups of both catalysts, with range of measurements from 4000 to 450 cm^{-1} . SEM micrographs of the catalysts were obtained using an SEM JSM 650, and the

elemental composition was determined using EDS. The textural properties of the catalysts were evaluated using Quantachrome NOVA. Prior to analysis, the catalyst was vacuum degassed up to 300 °C for 1 h with a heating rate of 10 °C/min. The surface areas of the catalysts were calculated using a multipoint BET procedure. The total acidity of the catalysts was determined gravimetrically using NH₃ as the probe. Before adsorption, the desiccator was vacuumed, saturated, and flowed with NH₃ vapor from the NH₄OH solution for 1 day ($\geq 25.0\%$ purity, Merck). The as-adsorbed NH₃ catalyst samples were quantitatively weighed, and the NH₃ adsorbed catalyst (mmol NH₃/g catalyst) was calculated according to a previous study [9].

Catalytic activity test

In the catalytic activity test, 50 mL of 2-propanol ($\geq 99.8\%$ purity, Merck) was introduced into the boiling flask, followed by 0.5 g catalysts under the batch reactor. The dehydration was conducted at 150 °C for 210 min. The catalyst was then separated, and the product was analyzed using a Thermo Scientific GC–MS instrument. To investigate the reusability of the catalyst, the spent catalyst in the first cycle was washed several times with acetone, dried overnight at 120 °C, and used for the next cycle.

Results and discussion

Physicochemical characterization

The crystal structure and phases of the as-synthesized Na-bentonite and NiP/bentonite were assessed using XRD, as shown in Fig. 1. As shown in Fig. 1a, a

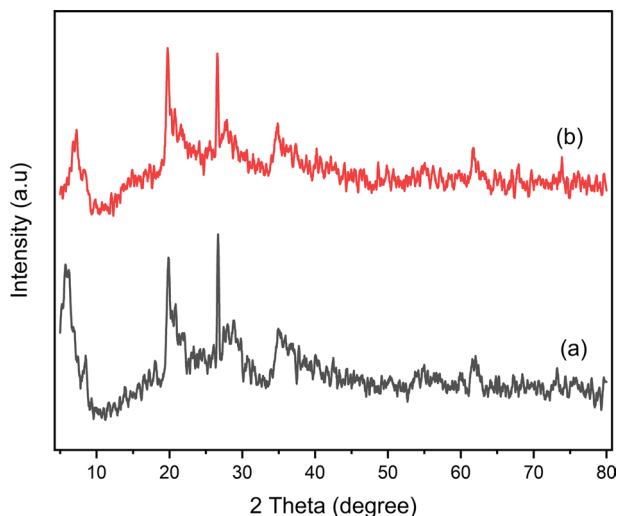


Fig. 1 XRD pattern (a) Na-bentonite and (b) NiP/bentonite

characteristic of the montmorillonite phase was observed at $2\theta=6.78^\circ$, 21.21° , 35.23° , and 62° [40]. Quartz phase impurities were also observed at $2\theta=26.43^\circ$ and 29.23° [41]. These typical bentonite peaks have been consistently reported in other studies [42–44]. A typical nickel phosphide phase, as in other reports [22, 26, 45], is likely unobserved in the NiP/bentonite diffractogram (Fig. 1b), which suggests that this phase is amorphous [20]. This condition was also reported by González-castaño et al. [27], who reported that a highly crystalline phase of nickel phosphide could be achieved during high-temperature calcination. No appreciable change in the diffractogram of Na-bentonite after loading with nickel phosphide indicated that the main structure of bentonite was favorably maintained [21].

The IR bands characteristic of functional groups of parent Na-bentonite and NiP/bentonite are shown in Fig. 2. The absorption band at 3582 cm^{-1} (Fig. 2a) was related to the stretching vibration of the metal-OH in the octahedral layer of bentonite [46], whereas the adsorbed OH groups or water molecules can be found at 1625 cm^{-1} [4, 47]. The absorption band at 1035 cm^{-1} was assigned to the stretching vibration of the Si–O–Si bonds, and the absorption band at 922 cm^{-1} was attributed to the Al–OH vibration [48]. Al–O, Si–O, and Al–O–Si coexisted vibrations were observed at ca. 692 cm^{-1} , 432 cm^{-1} , and 761 cm^{-1} , respectively [49]. The FTIR spectrum of NiP/bentonite exhibited a distinct absorption band at 1350 cm^{-1} , which was attributed to the vibration of phosphate groups from NiP species [50–53]. NiP/bentonite displayed absorption bands similar to those of the parent bentonite, which is consistent with the XRD results.

SEM micrographs of both catalysts are presented in Fig. 3. Na-bentonite has sizeable aggregations of irregularly distributed platelets [54]. These platelets have a lamellar structure with sharp edges [55, 56] No appreciable surface morphological changes were observed in the SEM micrograph of NiP/bentonite (Fig. 3b).

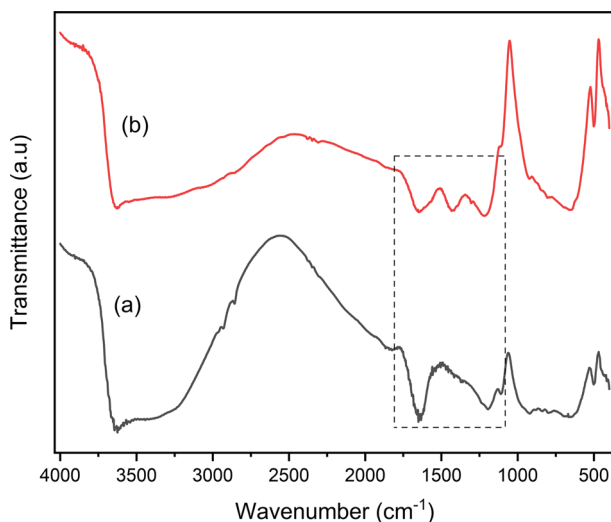


Fig. 2 FTIR spectra (a) Na-bentonite and (b) NiP/bentonite




Fig. 3 SEM micrographs **a** Na-bentonite and **b** NiP/bentonite

A similar finding was reported by Pajarito et al. [48], who revealed no significant change in the surface morphology of Zn-bentonite compared with that of the parent bentonite.

EDS analysis (Table 1) showed that the Si/Al ratio was relatively unchanged, which suggested that the NiP species loaded towards the bentonite surface did not alter the main frameworks of bentonite [5], which is consistent with the XRD and FTIR results. Furthermore, P (1.66 wt.%) and Ni (3.23 wt.%) elements co-existed in the NiP/bentonite, which suggested that the NiP/bentonite catalyst was successfully prepared. Table 1 shows that Na-bentonite consists of various elements, as has been consistently reported in other studies [54]. The pre-existing P elements before Na-bentonite modification were possible because they originated from nature, although the content of the P element increased after modification. Abdou et al. [57] reported a similar finding when preparing Egyptian bentonite

Table 1 Elemental analysis of catalysts using EDS

| Element | Atomic (wt.%) | |
|---------|---------------|---------------|
| | Na-bentonite | NiP/bentonite |
| C | 14.42 | 24.25 |
| O | 47.25 | 42.82 |
| Na | 2.02 | 2.25 |
| Mg | 2.42 | 2.08 |
| Al | 8.4 | 5.62 |
| Si | 20.8 | 13.92 |
| Ca | 0.45 | 0.37 |
| Fe | 3.51 | 2.78 |
| Cl | 0.61 | 0.73 |
| P | 0.12 | 1.66 |
| Ni | 0 | 3.23 |

($P_2O_5 = 0.16\%$). The EDS results suggest that the NiP species were capable of supporting bentonite without changing its main framework.

The N_2 adsorption–desorption curves of all catalysts are shown in Fig. 4. It can be seen that all catalysts had a type IV isotherm based on IUPAC categorization, which mainly indicated that the catalysts were mesoporous [58, 59]. de Oliveira et al. [55] stated that the disjunction of the adsorption–desorption curve at a relative pressure (ca. 0.4) is attributed to the appearance of small mesopores on the adsorbate. Monolayer nitrogen adsorption on the mesoporous wall occurred when P/Po was below 0.4, and capillary condensation occurred in mesopores with P/Po in the range of 0.4–0.8, which was revealed by a sharp increase and hysteresis in the adsorption isotherm. Multilayer adsorption can be observed on the outer surface of the particles at higher P/Po [58]. The hysteresis in Fig. 4 is recognized as type H4, which suggests a slit-shaped porous solid [14]. A previous study reported similar observations for other clay-based materials [3].

The textural features of the catalysts are presented in Table 2. It can be seen that the as-prepared NiP/bentonite surface area, diameter, and volume of pores were much higher than those of Na-bentonite. The surface area of catalysts increased as the metal loading increased. The increase in the corresponding textural features suggests that impregnation with NiP species promoted an increase in porosity and surface area. The increase in the BET surface areas of pillared natural bentonite samples may be attributed to the increase in pore volume and enlarged total pore volume owing to the presence of NiP species [60]. Another study also reported the same trend [61, 62]. Compared with a previous study [9], NiP/bentonite had a higher surface area than MoP-bentonite ($63.69 \text{ m}^2/\text{g}$), which promoted more reactant to be adsorbed on the surface and affected the dehydration process over the catalyst's active site. However, prolonged metal loading (10 mEq/g) decreased the surface area of the catalyst as well as the pore diameter,

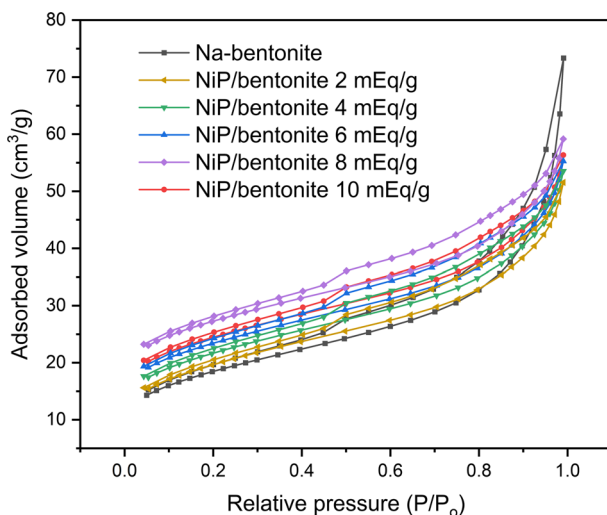


Fig. 4 N_2 adsorption–desorption isotherms of (a) Na-bentonite and (b) NiP/bentonite

Table 2 Textural features of Na-bentonite and NiP/bentonite

| Catalyst | Surface area (m ² /g) | Pore diameter (Å) | Pore volume (cm ³ /g) |
|------------------------|----------------------------------|-------------------|----------------------------------|
| Na-bentonite | 51 | 52.31 | 0.063 |
| NiP/bentonite 2 mEq/g | 55 | 54.12 | 0.075 |
| NiP/bentonite 4 mEq/g | 56 | 54.64 | 0.094 |
| NiP/bentonite 6 mEq/g | 61 | 60.24 | 0.079 |
| NiP/bentonite 8 mEq/g | 67 | 66.68 | 0.113 |
| NiP/bentonite 10 mEq/g | 65 | 64.21 | 0.102 |

suggesting the pore blockage by the NiP species. According to Table 4, catalyst with NiP metal loading of 8 mEq/g exhibited the most optimum textural features that provided the catalytic reaction of 2-propanol conversion towards DIPE product.

Table 3 presents the total acidity of Na-bentonite and NiP/bentonite with varying NiP loadings. This approach measures the weight of the catalyst before adsorption and post-adsorption of NH₃ vapor, where the amount of NH₃ gas absorbed by the catalyst is proportional to the number of acid sites on the catalyst [63]. As shown in Table 3, Na-bentonite has a total acidity of 1.45 mmol NH₃/g, which is lower than that of the corresponding NiP/bentonite catalyst. The aluminosilicate structure of the parent bentonite is primarily responsible for its low overall acidity [6]. The total acidity of Na-bentonite gradually increased as the NiP loading increased, presumably due to the availability of Lewis acid sites from Ni and Brønsted acid sites from the phosphor species. The higher the Lewis and Brønsted sites, the higher the total acidity of the catalyst [64, 65]. The highest total acidity (4.63 mmol NH₃/g) was attained by NiP loading of 8 mEq/g. Further NiP loading (10 mEq/g) decreased the total acidity, presumably due to agglomeration, which reduced the active sites of the catalyst [66]. Wijaya et al. [67] stated that the number and distribution of active site groups on the surface that reached the maximum value caused the adsorbed base probe molecule to decrease.

Table 3 Acidity features of Na-bentonite and NiP/bentonite

| Catalyst | Total acidity (mmol/g) |
|------------------------|------------------------|
| Na-bentonite | 1.45 |
| NiP-bentonite 2 mEq/g | 2.78 |
| NiP-bentonite 4 mEq/g | 3.15 |
| NiP-bentonite 6 mEq/g | 3.57 |
| NiP-bentonite 8 mEq/g | 4.63 |
| NiP-bentonite 10 mEq/g | 3.63 |

Catalytic activity test

Na-bentonite and NiP/bentonite were tested for their catalytic activity in the dehydration of 2-propanol to DIPE using a fixed-bed reactor. The dehydration reaction is appreciably contingent on metal properties and metal loading [68]. Fig. 5 shows the effect of Na-bentonite and NiP/bentonite with various loadings on the DIPE product. The low acidic sites of Na-bentonite could not provide sufficient catalytic activity for DIPE production. In comparison, when the NiP species were loaded into bentonite, the DIPE product reached 64.43% at 2 mEq/g NiP loading. Prolonged NiP loading directly increased the DIPE product to 68.52%, achieved by 8 mEq/g NiP loading, presumably due to the presence of a highly acidic active site of the catalyst [36]. Meanwhile, a high NiP loading (10 mEq/g) decreased the DIPE product to 65.22%. These results were consistent with the total acidity feature acidity, which suggests that the DIPE product was mainly accelerated by the acidity of the catalyst [69]. The NiP/bentonite catalyst showed a higher DIPE product than MoP-bentonite (64.5%) [9].

The stability performance of NiP-bentonite (8 mEq/g) on the DIPE product was evaluated after three reaction cycles (Table 4). The spent catalyst was regenerated by washing and drying. The DIPE product was relatively stable within three cycles, presumably due to the strong interaction between the NiP active sites on the bentonite. However, prolonged regeneration of the catalyst probably causes the loss of active sites because of the washing process, thereby decreasing the performance of the catalyst [70].

The acidity value of the reused catalyst was further evaluated to confirm the relation between the acidity value of the catalyst with the decreased catalytic activity after three consecutive runs. The first reused catalyst decreased catalyst acidity

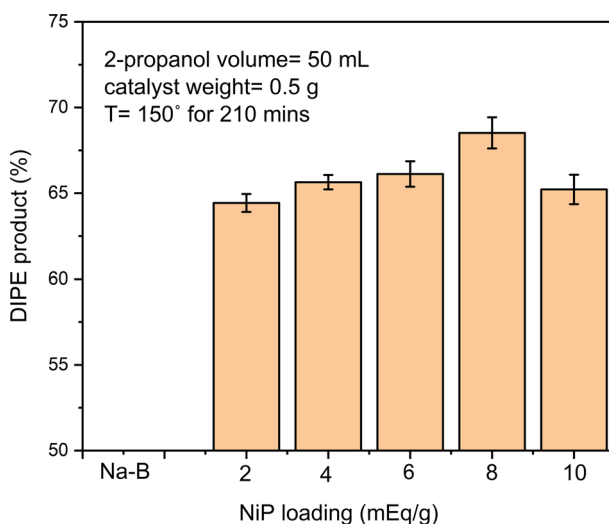


Fig. 5 DIPE production using Na-bentonite and NiP/bentonite with various NiP loading

Table 4 Reusability performance of NiP-bentonite (8 mEq/g) catalyst towards DIPE product

| Cycles | DIPE product (%) |
|--------|------------------|
| Fresh | 68.50 ± 0.16 |
| 1 | 68.05 ± 0.11 |
| 2 | 67.51 ± 0.17 |
| 3 | 66.21 ± 0.10 |

from 4.63 mmol/g (fresh catalyst) to 4.59 mmol/g and tended to decrease up to 4.56 mmol/g after two consecutive runs. Moreover, the catalyst at three times reused showed a decrease in the acidity value to 4.49 mmol/g. The regeneration process could decrease catalyst acidity, implying less catalyst active site. Consequently, the catalyst performance also decreased.

Conclusion

In summary, this study evaluated the potential of nickel-phosphide-supported bentonite prepared using the wet impregnation method as an acidic catalyst for DIPE production through 2-propanol dehydration. The NiP species significantly increased the total acidity and surface area of Na-bentonite, which promoted the dehydration of 2-propanol to DIPE. XRD, FTIR, and SEM–EDX analyses revealed that the loading of NiP onto bentonite did not alter the main framework of the bentonite. A 2-propanol dehydration study showed that the NiP loading on bentonite affected the DIPE yield. The highest DIPE product, up to 68.52%, was achieved with NiP-bentonite at 8 mEq/g. This study provided a potential application of metal phosphide-supported natural bentonite for the dehydration reaction.

Acknowledgements The authors thank the Biofuel Research Group, Biofuel Research Group, Laboratory of Physical Chemistry, Faculty of Mathematics and Natural Science, Universitas Sriwijaya for providing research resources.

Data availability All experimental data in this study is available, and we can show it at any time if anyone wants further confirmation of the data.

Declarations

Conflict of interest The authors have no competing interests to declare that are relevant to the content of this article.

References

- Chen J, Zhu L (2009) Comparative study of catalytic activity of different Fe-pillared bentonites in the presence of UV light and H₂O₂. *Sep Purif Technol* 67:282–288. <https://doi.org/10.1016/j.seppur.2009.03.036>
- Szostak K, Banach M (2019) Sorption and photocatalytic degradation of methylene blue on bentonite-ZnO–CuO nanocomposite. *J Mol Liq* 286:110859. <https://doi.org/10.1016/j.molliq.2019.04.136>

- Luna FMT, Cecilia JA, Saboya RMA, Barrera D, Sapag K, Rodríguez-Castellón E, Cavalcante CL (2018) Natural and modified montmorillonite clays as catalysts for synthesis of biolubricants. *Materials (Basel)* 11:6–9. <https://doi.org/10.3390/ma11091764>
- Toor M, Jin B, Dai S, Vimonses V (2015) Activating natural bentonite as a cost-effective adsorbent for removal of Congo-red in wastewater. *J Ind Eng Chem* 21:653–661. <https://doi.org/10.1016/j.jiec.2014.03.033>
- Hasanudin H, Asri WR, Zulaikha IS, Ayu C, Rachmat A, Riyanti F, Hadiyah F, Zainul R, Maryana R (2022) Hydrocracking of crude palm oil to a biofuel using zirconium nitride and zirconium phosphide-modified bentonite. *RSC Adv* 12:21916–21925. <https://doi.org/10.1039/d2ra03941a>
- Hasanudin H, Asri WR, Said M, Hidayati PT, Purwaningrum W, Novia N, Wijaya K (2022) Hydrocracking optimization of palm oil to bio-gasoline and bio-aviation fuels using molybdenum nitride-bentonite catalyst. *RSC Adv* 12:16431–16443. <https://doi.org/10.1039/d2ra02438a>
- Huo J, Min X, Wang Y (2021) Zirconium-modified natural clays for phosphate removal: effect of clay minerals. *Environ Res* 194:110685. <https://doi.org/10.1016/j.envres.2020.110685>
- Ma H-r, Hei Y-n, Hua L, Guo Y-y, Yang Y-z, Yu C-l, Qiao X-r (2016) Fabrication of zirconium-pillared montmorillonite porous ceramic as adsorbents for Cr³⁺ removal and recycling. *Ceram Int* 42:14903–14909. <https://doi.org/10.1016/j.ceramint.2016.06.130>
- Hasanudin H, Asri WR, Tampubolon K, Riyant F, Purwaningrum W, Wijaya K (2022) Dehydration isopropyl alcohol to diisopropyl ether over molybdenum phosphide pillared bentonite. *Pertanika J Sci Technol* 30:1739–1754. <https://doi.org/10.47836/pjst.30.2.47>
- Ngulube T, Gumbo JR, Masindi V, Maity A (2017) An update on synthetic dyes adsorption onto clay based minerals: a state-of-art review. *J Environ Manage* 191:35–57. <https://doi.org/10.1016/j.jenvman.2016.12.031>
- Mnasri S, Hamdi N, Frini-Srasra N, Srasra E (2017) Acid–base properties of pillared interlayered clays with single and mixed Zr–Al oxide pillars prepared from Tunisian-interstratified illite–smectite. *Arab J Chem* 10:1175–1183. <https://doi.org/10.1016/j.arabjc.2014.07.004>
- Li K, Lei J, Yuan G, Weerachanchai P, Wang JY, Zhao J, Yang Y (2017) Fe-, Ti-, Zr- and Al-pillared clays for efficient catalytic pyrolysis of mixed plastics. *Chem Eng J* 317:800–809. <https://doi.org/10.1016/j.cej.2017.02.113>
- Bodman SD, McWhinnie WR, Begon V, Millan M, Suelves I, Lazaro MJ, Herod AA, Kandiyoti R (2003) Metal-ion pillared clays as hydrocracking catalysts (II): effect of contact time on products from coal extracts and petroleum distillation residues. *Fuel* 82:2309–2321. [https://doi.org/10.1016/S0016-2361\(03\)00126-1](https://doi.org/10.1016/S0016-2361(03)00126-1)
- Caglar B, Cubuk O, Demir E, Coldur F, Catir M, Topcu C, Tabak A (2015) Characterization of AlFe-pillared Unye bentonite: a study of the surface acidity and catalytic property. *J Mol Struct* 1089:59–65. <https://doi.org/10.1016/j.molstruc.2015.02.034>
- Mahadevan H, Anoop Krishnan K, Pillai RR, Sudhakaran S (2020) Stirring-ageing technique to develop zirconium-pillared bentonite clay along with its surface profiling using various spectroscopic techniques. *Res Chem Intermed* 46:639–660. <https://doi.org/10.1007/s11164-019-03982-2>
- Agustian E, Rinaldi N, Adillina IB, Sulaswatty A, Kusuma DA (2018) Preparation of aluminum and cobalt pillared bentonite using ultrasonic treatment for vanillin catalyst. *AIP Conf Proc* 2024:020044. <https://doi.org/10.1063/1.5064330>
- Widjaya RR, Saridewi N, Putri AA, Rinaldi N, Dwiarmoko AA (2021) Fe-Cr pillared clay as catalysts for the ethanol to gasoline conversion. *IOP Conf Ser Mater Sci Eng* 1011:012008. <https://doi.org/10.1088/1757-899X/1011/1/012008>
- Mai NTL, Bach LG, Nhac-Vu HT, Bui QB (2020) Hierarchical star-like molybdenum phosphides nanostructures decorated graphene on 3D foam as self-supported electrocatalyst for hydrogen evolution reaction. *Solid State Sci* 101:106143. <https://doi.org/10.1016/j.solidstatesciences.2020.106143>
- Alvarez-Galvan MC, Campos-Martin JM, Fierro JLG (2019) Transition metal phosphides for the catalytic hydrodeoxygenation of waste oils into green diesel. *Catalysts* 9:293. <https://doi.org/10.3390/catal9030293>
- de Souza PM, Inocência CVM, Perez VI, Rabelo-Neto RC, Gonçalves VOO, Jacobs G, Richard F, da Silva VT, Noronha FB (2020) Hydrodeoxygenation of phenol using nickel phosphide catalysts. Study of the effect of the support. *Catal Today* 356:366–375. <https://doi.org/10.1016/j.cattod.2019.08.028>
- Gonçalves VOO, de Souza PM, Cabioch T, da Silva VT, Noronha FB, Richard F (2017) Hydrodeoxygenation of m-cresol over nickel and nickel phosphide based catalysts. Influence of the nature

- of the active phase and the support. *Appl Catal B Environ* 219:619–628. <https://doi.org/10.1016/j.apcatb.2017.07.042>
22. Song H, Zhang FY, Jin ZS, Wang HY, Zhu YJ, Song HL (2014) Effect of the reduction temperature on nickel phosphide catalyst structure and catalytic activity for hydrodesulfurization. *Adv Mater Res* 1025–1026:782–786. <https://doi.org/10.4028/www.scientific.net/AMR.1025-1026.782>
 23. Boullousa-Eiras S, Lødeng R, Bergem H, Stöcker M, Hannevold L, Blekkan EA (2014) Catalytic hydrodeoxygenation (HDO) of phenol over supported molybdenum carbide, nitride, phosphide and oxide catalysts. *Catal Today* 223:44–53. <https://doi.org/10.1016/j.cattod.2013.09.044>
 24. Akhmetzyanova U, Tišler Z, Sharkov N, Skuhrovcová L, Pelíšková L, Kikhtyanin O, Mäki-Arvela P, Opanasenko M, Peurla M, Murzin DY (2019) Molybdenum nitrides, carbides and phosphides as highly efficient catalysts for the (Hydro)deoxygenation reaction. *ChemistrySelect* 4:8453–8459. <https://doi.org/10.1002/slct.201901634>
 25. Zhao HY, Li D, Bui P, Oyama ST (2011) Hydrodeoxygenation of guaiacol as model compound for pyrolysis oil on transition metal phosphide hydroprocessing catalysts. *Appl Catal A Gen* 391:305–310. <https://doi.org/10.1016/j.apcata.2010.07.039>
 26. Ruangudomsakul M, Osakoo N, Wittayakun J, Keawkumay C, Butburee T, Youngjan S, Faungnawakij K, Poo-arporn Y, Kidkhunthod P, Khemthong P (2021) Hydrodeoxygenation of palm oil to green diesel products on mixed-phase nickel phosphides. *Mol Catal*. <https://doi.org/10.1016/j.mcat.2021.111422>
 27. González-castaño M, Le SE, Berry C, Pastor-pérez L, Arellano-garcía H, Wang Q, Reina TR (2021) Nickel phosphide catalysts as efficient systems for CO₂ upgrading via dry reforming of methane. *Catalysts* 11:1–11. <https://doi.org/10.3390/catal11040446>
 28. Yu Y, Chen Q, Li J, Rao P, Li R, Du Y, Jia C, Huang W, Luo J, Deng P, Shen Y, Tian X (2022) Progress in the development of heteroatom-doped nickel phosphates for electrocatalytic water splitting. *J Colloid Interface Sci* 607:1091–1102. <https://doi.org/10.1016/j.jcis.2021.09.032>
 29. Zhao Y, Wang S, Li N, Zhang Q, Li G, Shen J (2019) Synthesis of nickel phosphide nanorods for hydrotreating reactions. *Catal Commun* 124:67–70. <https://doi.org/10.1016/j.catcom.2019.03.006>
 30. Wagner JL, Jones E, Sartbaeva A, Davis SA, Torrente-Murciano L, Chuck CJ, Ting VP (2018) Zeolite Y supported nickel phosphide catalysts for the hydrodenitrogenation of quinoline as a proxy for crude bio-oils from hydrothermal liquefaction of microalgae. *Dalt Trans* 47:1189–1201. <https://doi.org/10.1039/c7dt03318d>
 31. Ahmadi S, Almasi M (2020) Experimental and modeling study of diisopropyl ether and 2-alkanol; PC-SAFT model and free volume theory. *J Chem Thermodyn* 142:106025. <https://doi.org/10.1016/j.jct.2019.106025>
 32. Kale AV, Krishnasamy A (2022) Investigations on load range extension of a homogeneous charge compression ignited light-duty diesel engine operated with diisopropyl ether and gasoline blends. *Fuel*. <https://doi.org/10.1016/j.enconman.2022.115373>
 33. Fan X, Sun W, Liu Z, Gao Y, Yang J, Yang B, Law CK (2021) Exploring the oxidation chemistry of diisopropyl ether: jet-stirred reactor experiments and kinetic modeling. *Proc Combust Inst* 38:321–328. <https://doi.org/10.1016/j.proci.2020.06.242>
 34. Armenta MA, Valdez R, Silva-Rodrigo R, Olivas A (2019) Diisopropyl ether production via 2-propanol dehydration using supported iron oxides catalysts. *Fuel* 236:934–941. <https://doi.org/10.1016/j.fuel.2018.06.138>
 35. Escobar J, De Los Reyes JA, Viveros T, Valle-Orta M, Barrera MC (2015) Compensation in the isopropyl alcohol dehydration over sol–gel Al₂O₃–TiO₂ oxides: effect of calcining temperature. *Fuel* 149:109–117. <https://doi.org/10.1016/j.fuel.2014.09.016>
 36. Bedia J, Ruiz-Rosas R, Rodríguez-Mirasol J, Cordero T (2010) A kinetic study of 2-propanol dehydration on carbon acid catalysts. *J Catal* 271:33–42. <https://doi.org/10.1016/j.jcat.2010.01.023>
 37. Turek W, Haber J, Krowiak A (2005) Dehydration of isopropyl alcohol used as an indicator of the type and strength of catalyst acid centres. *Appl Surf Sci* 252:823–827. <https://doi.org/10.1016/j.apsusc.2005.02.059>
 38. Gómez-Gutiérrez CM, Luque PA, Guerra-Rivas G, López-Sánchez JA, Armenta MA, Quintana JM, Olivas A (2015) Solvothermal synthesis of nickel-tungsten sulfides for 2-propanol dehydration. *Scanning* 37:165–171. <https://doi.org/10.1002/sca.21194>
 39. Tang X, Bumüller D, Lim A, Schneider J, Heiz U, Ganteför G, Fairbrother DH, Bowen KH (2014) Catalytic dehydration of 2-propanol by size-selected (WO₃)_n and (MoO₃)_n metal oxide clusters. *J Phys Chem C* 118:29278–29286. <https://doi.org/10.1021/jp505440g>

40. Lin J, Jiang B, Zhan Y (2018) Effect of pre-treatment of bentonite with sodium and calcium ions on phosphate adsorption onto zirconium-modified bentonite. *J Environ Manage* 217:183–195. <https://doi.org/10.1016/j.jenvman.2018.03.079>
41. Cótica LF, Freitas VF, Santos IA, Barabach M, Anaissi FJ, Miyahara RY, Sarvezuk PWC (2011) Cobalt-modified Brazilian bentonites: preparation, characterisation, and thermal stability. *Appl Clay Sci* 51:187–191. <https://doi.org/10.1016/j.clay.2010.10.033>
42. Zaki T, Mukhtarova GS, Al-Sabagh AM, Soliman FS, Betiha MA, Mahmoud T, Abd El-Raouf M, Afandiyeva NK, Alizade A, Hasanova AB, Abbasov VM (2018) Slurry-phase catalytic hydrocracking of mazut (heavy residual fuel oil) using Ni-bentonite. *Pet Sci Technol* 36:1559–1567. <https://doi.org/10.1080/10916466.2018.1490762>
43. Cao Y, Zhou G, Zhou R, Wang C, Chi B, Wang Y, Hua C, Qiu J, Jin Y, Wu S (2020) Green synthesis of reusable multifunctional γ -Fe₂O₃/bentonite modified by doped TiO₂ hollow spherical nanocomposite for removal of BPA. *Sci Total Environ* 708:134669. <https://doi.org/10.1016/j.scitotenv.2019.134669>
44. Sadek SA, Solyman SM, Abdel-Samad HS, Hassan SA (2010) Catalytic behavior of cobalt (II) phthalocyanine immobilized on bentonite clay in bulk polymerization of methyl methacrylate. *Int J Polym Mater Polym Biomater* 59:353–369. <https://doi.org/10.1080/00914030903478925>
45. Wu X, Li J, Li Y, Wen Z (2021) NiFeP-MoO₂ hybrid nanorods on nickel foam as high-activity and high-stability electrode for overall water splitting. *Chem Eng J* 409:128161. <https://doi.org/10.1016/j.cej.2020.128161>
46. El-Nagar DA, Sary DH (2021) Synthesis and characterization of nano bentonite and its effect on some properties of sandy soils. *Soil Tillage Res* 208:104872. <https://doi.org/10.1016/j.still.2020.104872>
47. Li S-w, Pan J, Zhu D-q, Guo Z-q, Xu J-w, Chou J-l (2020) Synthesis, characterization and properties of organically compounded bentonite by molecular intercalation process. *J Iron Steel Res Int* 27:1127–1136. <https://doi.org/10.1007/s42243-020-00385-1>
48. Pajarito BB, Castañeda KC, Jeresano SDM, Repoquit DAN (2018) Reduction of offensive odor from natural rubber using zinc-modified bentonite. *Adv Mater Sci Eng* 2018:9102825. <https://doi.org/10.1155/2018/9102825>
49. Ravari MH, Sarrafi A, Tahmoonesi M (2020) Synthesizing and characterizing the mixed Al, Cu-pillared and copper doped Al-pillared bentonite for electrocatalytic reduction of C₆₀. *South African J Chem Eng* 31:1–6. <https://doi.org/10.1016/j.sajce.2019.10.001>
50. Zong P, Shao M, Xu X, Xu M, Yan N, Wang S, Yang Y, Chen J, Qiu Z (2022) Prediction and optimization of removal performance for europium onto phosphate decorated zirconium-based metal-organic framework nanocomposites: Structure-activity relationship and mechanism evaluation. *J Mol Liq* 360:119565. <https://doi.org/10.1016/j.molliq.2022.119565>
51. Bhatt R, Ageetha V, Rathod SB, Padmaja P (2019) Self-assembled chitosan-zirconium phosphate nanostructures for adsorption of chromium and degradation of dyes. *Carbohydr Polym* 208:441–450. <https://doi.org/10.1016/j.carbpol.2018.12.077>
52. Zhao Y, Yan S, He Y, Li Z, Li C, Li H (2022) Synthesis of ultrathin α -zirconium phosphate functionalized with polypyrrole for reinforcing the anticorrosive property of waterborne epoxy coating. *Colloids Surfaces A Physicochem Eng Asp*. <https://doi.org/10.1016/j.colsurfa.2021.128052>
53. Wang J, Wei Y, Wang J, Zhang X, Wang Y, Li N (2022) Simultaneous immobilization of radionuclides Sr and Cs by sodium zirconium phosphate type ceramics and its chemical durability. *Ceram Int* 48:12772–12778. <https://doi.org/10.1016/j.ceramint.2022.01.147>
54. Babu AT, Antony R (2019) Clay semiconductor hetero-system of SnO₂/bentonite nanocomposites for catalytic degradation of toxic organic wastes. *Appl Clay Sci* 183:105312. <https://doi.org/10.1016/j.clay.2019.105312>
55. de Nazaré de Oliveira A, de Lima MAB, de Oliveira Pires LH, da Silva MR, da Luz PTS, Angélica RS, da Rocha Filho GN, da Costa CEF, Luque R, do Nascimento LAS (2019) Bentonites modified with phosphomolybdic heteropolyacid (HPMo) for biowaste to biofuel production. *Materials* 12:1431. <https://doi.org/10.3390/ma12091431>
56. Kadeche A, Ramdani A, Adjdir M, Guendouzi A, Taleb S, Kaid M, Deratani A (2020) Preparation, characterization and application of Fe-pillared bentonite to the removal of Coomassie blue dye from aqueous solutions. *Res Chem Intermed* 46:4985–5008. <https://doi.org/10.1007/s11164-020-04236-2>
57. Abdou MI, Al-sabagh AM, Dardir MM (2013) Evaluation of Egyptian bentonite and nano-bentonite as drilling mud. *Egypt J Pet* 22:53–59. <https://doi.org/10.1016/j.ejpe.2012.07.002>

58. Wang YY, Chen BH (2016) High-silica zeolite beta as a heterogeneous catalyst in transesterification of triolein for biodiesel production. *Catal Today* 278:335–343. <https://doi.org/10.1016/j.cattod.2016.03.012>
59. Cortés JC, Muñoz M, Macías L, Molina R, Moreno S (2017) Incorporation of Ni and Mo on delaminated clay by auto-combustion and impregnation for obtaining decane hydroconversion catalysts. *Catal Today* 296:205–213. <https://doi.org/10.1016/j.cattod.2017.08.028>
60. Moma J, Baloyi J, Ntho T (2018) Synthesis and characterization of an efficient and stable Al/Fe pillared clay catalyst for the catalytic wet air oxidation of phenol. *RSC Adv* 8:30115–30124. <https://doi.org/10.1039/c8ra05825c>
61. Bertella F, Pergher SBC (2017) Reuse of pillaring agent in sequential bentonite pillaring processes. *Materials*. <https://doi.org/10.3390/ma10070705>
62. Mirzan M, Wijaya K, Falah II, Trisunaryanti W (2019) Synthesis and characterization of Ni/ZrO₂-bentonite. *Asian J Chem* 31:229–234
63. Wijaya K, Kurniawan MA, Saputri WD, Trisunaryanti W, Mirzan M, Hariani PL, Tikoalu AD (2021) Synthesis of nickel catalyst supported on ZrO₂/SO₄ pillared bentonite and its application for conversion of coconut oil into gasoline via hydrocracking process. *J Environ Chem Eng* 9:105399. <https://doi.org/10.1016/j.jece.2021.105399>
64. Hauli L, Wijaya K, Syoufian A (2020) Fuel production from LDPE-based plastic waste over chromium supported on sulfated zirconia. *Indones J Chem* 20:422–429. <https://doi.org/10.22146/ijc.45694>
65. Utami M, Safitri R, Fajar Pradipta M, Wijaya K, Woong Chang S, Ravindran B, Ovi D, Rajabathar JR, Poudineh N, Moonsamy Gengan R (2022) Enhanced catalytic conversion of palm oil into biofuels by Cr-incorporated sulphated zirconia. *Mater Lett* 309:131472. <https://doi.org/10.1016/j.matlet.2021.131472>
66. Wijaya K, Nadia A, Dinana A, Pratiwi AF, Tikoalu AD, Wibowo AC (2021) Catalytic hydrocracking of fresh and waste frying oil over Ni- and Mo-based catalysts supported on sulfated silica for biogasoline production. *Catalysts* 11:1150. <https://doi.org/10.3390/catal11101150>
67. Wijaya K, Malau LLM, Utami M, Mulijani S, Patah A, Wibowo AC, Chandrasekaran M, Rajabathar JR, Al-Lohedan HA (2021) Synthesis, characterizations and catalysis of sulfated silica and nickel modified silica catalysts for diethyl ether (DEE) production from ethanol towards renewable energy applications. *Catalysts* 11:1511. <https://doi.org/10.3390/catal11121511>
68. Said AEAA, El-Aal MA (2018) Effect of different metal sulfate precursors on structural and catalytic performance of zirconia in dehydration of methanol to dimethyl ether. *J Fuel Chem Technol* 46:67–74. [https://doi.org/10.1016/s1872-5813\(18\)30004-5](https://doi.org/10.1016/s1872-5813(18)30004-5)
69. Ni W, Li D, Zhao X, Ma W, Kong K, Gu Q, Chen M, Hou Z (2019) Catalytic dehydration of sorbitol and fructose by acid-modified zirconium phosphate. *Catal Today* 319:66–75. <https://doi.org/10.1016/j.cattod.2018.03.034>
70. Hasanudin H, Asri WR, Andini L, Riyanti F, Mara A, Hadiyah F, Fanani Z (2022) Enhanced isopropyl alcohol conversion over acidic nickel phosphate-supported zeolite catalysts. *ACS Omega* 7:38923–38932. <https://doi.org/10.1021/acsomega.2c04647>

Publisher's Note Springer Nature remains neutral with regard to jurisdictional claims in published maps and institutional affiliations.

Springer Nature or its licensor (e.g. a society or other partner) holds exclusive rights to this article under a publishing agreement with the author(s) or other rightsholder(s); author self-archiving of the accepted manuscript version of this article is solely governed by the terms of such publishing agreement and applicable law.